

MFWD


Parts




Parts Express is dedicated to offering you a reliable and affordable line of high-end aftermarket MFWD parts. Whether your customer needs a new steering knuckle, drive shaft or shaft seals Parts Express has you covered.




CASE®/IH® **PART NUMBER:** WN-313557A1
FEATURES: MFWD Pivot Housing Shim Kit, For King Pin
APPLICATIONS: 215, 245, 255, 275, 305, MX180, MX200, MX210, MX215, MX220, MX240, MX245, MX255, MX270, MX275, MX285, MX305




CASE®/IH® **PART NUMBER:** WN-84132931
FEATURES: MFWD Axle Seal Retainer
APPLICATIONS: MX180, MX200, MX220, 5088, 5288, 5488, 7110, 7120, 7130, 7140, 7150, 7210, 7220, 7230, 7240, 7250




CASE®/IH® **PART NUMBER:** WN-231021A2
FEATURES: MFWD Outer Yoke Knuckle
APPLICATIONS: 8930, 8940, 8950, MX180, MX200, MX220, MX240, MX270




CASE®/IH® **PART NUMBER:** WN-395737A1
FEATURES: MFWD Outer Yoke Knuckle
APPLICATIONS: 245, 255, 275, 305, MX180, MX200, MX210, MX220, MX230, MX240, MX245, MX255, MX270, MX275, MX285, MX305




CASE®/IH® **PART NUMBER:** WN-302956A1
FEATURES: MFWD Shaft Inner Seal
APPLICATIONS: (215, 2145, 255, 275, 305) All Magnum, MX180, MX200, MX210, MX215, MX220, MX230, MX240, MX245, MX255, MX270, MX275, MX285, MX305




CASE®/IH® **PART NUMBER:** WN-302957A1
FEATURES: MFWD Shaft Inner Seal
APPLICATIONS: 215, 245, 255, 275, 305, MX180, MX200, MX210, MX215, MX220, MX230, MX240, MX245, MX255, MX270, MX275, MX285, MX305




CASE®/IH® **PART NUMBER:** WN-1287608C1
FEATURES: MFWD Shaft Yoke Seal
APPLICATIONS: MX180, 215, 245, 255, 275, 305, 5088, 5288, 5488, 7110, 7120, 7130, 7140, 7150, 7210, 7220, 7230, 7240, 7250, 8910, 8920, 8930, 8940, 8950




CASE®/IH® **PART NUMBER:** WN-250728A1
FEATURES: MFWD Planetary Drive Gear
APPLICATIONS: 8910, 8920, 8930, 8940, 8950




CASE®/IH® **PART NUMBER:** WN-302958A1
FEATURES: MFWD Shaft Bushing, 1.561" Inner Diameter, 2.376" Outer Diameter, 0.88" Wide
APPLICATIONS: MAGNUM 255, MAGNUM 275, MAGNUM 305, MX180, MX200, MX210, MX215, MX220, MX230, MX240, MX245, MX255, MX270, MX275, MX285, MX305




CASE®/IH® **PART NUMBER:** WN-86014002
FEATURES: MFWD Outboard Bushing, 2.135" Outer Diameter, 2.019" Inner Diameter, 1.88" Long
APPLICATIONS: MX180, MX200, MX210, MX215, MX220, MX230, MX240, MX245, MX255, MX270, MX275, MX285, MX305, 7210, 7220, 7230, 7240, 7250, 8910, 8920, 8930, 8940, 8950, MAGNUM 215, MAGNUM 245, MAGNUM 255, MAGNUM 275, MAGNUM 305




CASE®/IH® **PART NUMBER:** WN-368728A1
FEATURES: MFWD Pivot Housing, King Pin Bearing
APPLICATIONS: 215, 245, 255, 275, 305, MX180, MX200, MX210, MX215, MX230, MX240, MX245, MX255, MX270, MX275, MX285, MX305




CASE®/IH® **PART NUMBER:** WN-87674552
FEATURES: MFWD Pivot Housing Bearing, Upper King Pin
APPLICATIONS: Magnum 335




CASE®/IH® **PART NUMBER:** WN-378410A1
FEATURES: MFWD Pivot Housing, King Pin, Used With 12 Bolt Hub
APPLICATIONS: 215, 245, 255, 275, 305, 335, MX215, MX245, MX245, MX275, MX305




CASE®/IH® **PART NUMBER:** WN-231014A1
FEATURES: MFWD Pivot Housing, King Pin
APPLICATIONS: 8910, 8920, 8930, 8940, 8950



CASE®/IH® **PART NUMBER:** WN-378409A1
FEATURES: MFWD Pivot Housing, King Pin, Used With 10 Bolt Hub
APPLICATIONS: 215, 245, 255, 275, 305, 335, MX180, MX200, MX210, MX215, MX220, MX230, MX245, MX255, MX270, MX275, MX285, MX305



CASE®/IH® **PART NUMBER:** WN-86505030
FEATURES: MFWD King Pin
APPLICATIONS: 5088, 5288, 5488, 7110, 7120, 7130, 7140, 7150, 7210, 7220, 7230, 7240, 7250



OE manufacturer's names and brands are used for identification purposes only

Products listed are replacement part only - not OEM



To order parts, call James on 0401709850 or email james@metismachinery.com.au




CASE®/IH®

PART NUMBER: WN-395741A1

FEATURES: MFWD Inner Yoke Knuckle, Right Hand Long Shaft, Without Diff Lock

APPLICATIONS: 215, 245, 255, 275, 305, MX180, MX200, MX210, MX215, MX220, MX230, MX240, MX245, MX255, MX270, MX275, MX285, MX305




CASE®/IH®

PART NUMBER: WN-395743A1

FEATURES: MFWD Inner Yoke Knuckle, Left Hand Long Shaft, Without Diff Lock

APPLICATIONS: 215, 245, 255, 275, 305, MX180, MX200, MX210, MX215, MX220, MX230, MX240, MX245, MX255, MX270, MX275, MX285, MX305




FORD®-NH®

PART NUMBER: WN-86014002

FEATURES: MFWD Outboard Bushing, 2.135" Outer Diameter, 2.019" Inner Diameter, 1.88" Long

APPLICATIONS: TG210, TG215, TG230, TG245, TG255, TG275, TG285, TG305, T8010, T8020, T8030, T8040, T8050, 8530, 8630, 8670, 8730, 8770, 8830, 8870, 8970



FORD®-NH®

PART NUMBER: WN-86505030

FEATURES: MFWD King Pin

APPLICATIONS: 8670, 8770, 8870, 8970




JOHN DEERE®

PART NUMBER: WN-R157679

FEATURES: MFWD Hub Seal, Steel Oil Slinger

APPLICATIONS: 8100, 8200, 8300, 8400, 7210, 7410, 7510, 7610, 7710, 7810, 8110, 8210, 8310, 8410, 8120, 8220, 8320, 8420, 8520, 7720, 7820, 7920, 7330 Premium, 6140J, 6155J, 7420, 7520, 8225R, 8245R, 8270R, 8295R, 8320R, 8345R, 8235R, 8260R, 8285R, 8310R, 8335R, 8360R, 7200R, 7215R, 7230R, 7260R, 7280R, 7630, 7730, 7830, 7930, 8130, 8230, 8330, 8430, 8530




JOHN DEERE®

PART NUMBER: WN-RE185799

FEATURES: MFWD Hub Seal

APPLICATIONS: 8100, 8200, 8300, 8400, 7210, 7410, 7510, 7610, 7710, 7810, 7720, 7820, 7920, 7330 Premium, 6140J, 6155J, 7420, 7520, 8225R, 8245R, 8270R, 8295R, 8320R, 8345R, 8235R, 8260R, 8285R, 8310R, 8335R, 8360R, 7200R, 7215R, 7230R, 7260R, 7280R, 7630, 7730, 7830, 7930, 8130, 8230, 8330, 8430, 8530




JOHN DEERE®

PART NUMBER: WN-RE154869

FEATURES: MFWD Pivot Yoke Outer Hub Seal

APPLICATIONS: 4050, 4250, 4450, 4650, 4850, 4055, 4255, 4455, 4555, 4755, 4955, 7600, 7700, 7800, 4560, 4760, 4960, 7200, 7400, 8100, 8200, 8300, 8400, 7210, 7410, 7510, 7610, 7710, 7810, 8110, 8210, 8310, 8410, 7710, 7810, 8120, 8220, 8320, 8420, 8520, 7720, 7820, 7920, 7330 Premium, 6140J, 6155J, 7420, 7520, 8225R, 8245R, 8270R, 8295R, 8235R, 8260R, 8285R, 7200R, 7215R, 7230R, 7260R, 7280R, 7630, 7730, 7830, 7930, 8130, 8230, 8330, 8430




JOHN DEERE®

PART NUMBER: WN-RE238667

FEATURES: MFWD Housing Upper Pivot Seal

APPLICATIONS: 7600, 7700, 7800, 7200, 7400, 8100, 8200, 8300, 8400, 7210, 7410, 7510, 7610, 7710, 7810, 8110, 8210, 8310, 8410, 8120, 8220, 8320, 8420, 8520, 7720, 7820, 7920, 7330 Premium, 6140J, 6155J, 7420, 7520, 8225R, 8245R, 8270R, 8295R, 8235R, 8260R, 8285R, 7200R, 7215R, 7230R, 7260R, 7280R, 7630, 7730, 7830, 7930, 8130, 8230, 8330, 8430




JOHN DEERE®

PART NUMBER: WN-RE208256

FEATURES: MFWD Outer Drive Shaft Yoke Seal

APPLICATIONS: 4050, 4250, 4450, 4650, 4850, 4055, 4255, 4455, 4555, 4755, 4955, 7600, 7700, 7800, 4560, 4760, 4960, 8100, 8200, 8300, 8400, 7610, 7710, 7810




JOHN DEERE®

PART NUMBER: WN-RE65591

FEATURES: MFWD Outer Drive Shaft Yoke Seal

APPLICATIONS: 8100, 8200, 8300, 8400, 7210, 7410, 7510, 7610, 7710, 7810, 8110, 8210, 8310, 8410, 8120, 8220, 8320, 8420, 8520, 7720, 7820, 7920, 7330 Premium, 6140J, 6155J, 7420, 7520, 8225R, 8245R, 8270R, 8295R, 8235R, 8260R, 8285R, 7200R, 7215R, 7230R, 7260R, 7280R, 7630, 7730, 7830, 7930, 8130, 8230, 8330, 8430




JOHN DEERE®

PART NUMBER: WN-RE65592

FEATURES: MFWD Outer Drive Shaft Yoke Seal

APPLICATIONS: 8100, 8200, 8300, 8400, 7210, 7410, 7510, 7610, 7710, 7810, 8110, 8210, 8310, 8410, 8120, 8220, 8320, 8420, 8520, 7720, 7820, 7920, 7330 Premium, 6140J, 6155J, 8225R, 8245R, 8270R, 8295R, 8320R, 8345R, 8235R, 8260R, 8285R, 8310R, 8335R, 8360R, 8295R, 8320R, 7200R, 7215R, 8230R, 8260R, 7280R, 7630, 7730, 7830, 7930, 8130, 8230, 8330, 8430, 8530




JOHN DEERE®

PART NUMBER: WN-RE71181

FEATURES: MFWD Hub, Lower King Pin Pivot Seal

APPLICATIONS: 8100, 8200, 8300, 8400, 8110, 8210, 8310, 8410, 8120, 8220, 8320, 8420, 8520, 8225R, 8245R, 8270R, 8295R, 8235R, 8260R, 8285R, 8295R, 7200R, 7215R, 7230R, 7260R, 7280R, 8130, 8230, 8330, 8430, 7210R, 7250R, 7270R, 7290R, 7310R




JOHN DEERE®

PART NUMBER: WN-RE70230

FEATURES: MFWD Knuckle Seal, Outer Yoke Seal

APPLICATIONS: 4050, 4250, 4450, 4650, 4850, 4055, 4255, 4455, 4555, 4755, 4955, 7600, 7700, 7800, 4560, 4760, 4960, 8100, 8200, 8300, 8400, 7610, 7710, 7810




JOHN DEERE®

PART NUMBER: WN-R82499

FEATURES: MFWD Drive Shaft

APPLICATIONS: 4050, 4250, 4450, 4650, 4850, 4055, 4255, 4455, 4555, 4755, 4955, 4560, 4760, 4960




JOHN DEERE®

PART NUMBER: WN-RE60938

FEATURES: MFWD Fender Pivot Isolator

APPLICATIONS: 8100, 8200, 8300, 8400, 8110, 8210, 8310, 8410




JOHN DEERE®

PART NUMBER: WN-RE65621

FEATURES: MFWD Front Axle Cross

APPLICATIONS: 4050, 4250, 4450, 4055, 4255, 4455, 4555, 4755, 4955, 7600, 7700, 7800, 4560, 4760, 4960, 8100, 8200, 8300, 8400, 7210, 7410, 7510, 7610, 7710, 7810, 8110, 8210, 8310, 8410, 7710, 7810, 8120, 8220, 8320, 8420, 8520, 7720, 7820, 7920, 7330, 6140J, 6155J, 6140JH, 6155JH, 7420, 7520, 8225R, 8245R, 8270R, 8295R, 8235R, 8260R, 8285R, 8295R, 7200R, 7215R, 7230R, 7260R, 7280R, 7630, 7730, 7830, 7930, 8130, 8230, 8330, 7430, 7210R, 7230R, 7250R, 7270R, 7290R, 8245R, 8270R, 8295R, 7310R



OE manufacturer's names and brands are used for identification purposes only

Products listed are replacement part only - not OEM



To order parts, call James on 0401709850 or email james@metismachinery.com.au



JOHN DEERE®

PART NUMBER: WN-L61201

FEATURES: MFWD Knuckle Housing, Left Hand, For APL325 Axles

APPLICATIONS: 1640, 2040, 2040S, 2350, 2550, 2355, 2555



JOHN DEERE®

PART NUMBER: WN-L61202

FEATURES: MFWD Knuckle Housing, Right Hand, For APL325 Axles

APPLICATIONS: 1640, 2040, 2040S, 2350, 2550, 2355, 2555



JOHN DEERE®

PART NUMBER: WN-L41927

FEATURES: MFWD Hub Carrier, Left Hand

APPLICATIONS: 2140, 2750, 2950, 2955, 3040, 3050, 3055, 3140, 3155, 3255, 3350, 3650



JOHN DEERE®

PART NUMBER: WN-L41926

FEATURES: MFWD Hub Carrier, Right Hand

APPLICATIONS: 2140, 2750, 2950, 2955, 3040, 3050, 3055, 3140, 3155, 3255, 3350, 3650



JOHN DEERE®

PART NUMBER: WN-R105457

FEATURES: MFWD Axle Outboard Bushing, 900, 1100, 1150 Out Board Planetary Axles

APPLICATIONS: 7200, 7210, 7400, 7410, 7510



JOHN DEERE®

PART NUMBER: WN-L114558

FEATURES: MFWD Axle Inner Bushing, Without High Crop, ZF 052869-

APPLICATIONS: (210C, 300D, 310D, 315D) All s/n 796034-, 310E, 310G, 310SE, 310SG, 315SE, 315SG, 3200, 3215, 3220, 3400, 3415, 3420, 410D s/n 796855-, 410E, 410G, 482C s/n 796034-, 485E, 486E, 488E, 510D s/n 796855-, 710G, 710J, SE6010, SE6020, SE6100, SE6110, SE6120, SE6200, SE6210, SE6220, SE6300, SE6310, SE6320, SE6400, SE6410, SE6420, SE6510, SE6520, SE6610, 6010, 6020, 6100, 6110, 6110L, 6120, 6120L, 6200, 6200L, 6205, 6210, 6210L, 6215, 6220, 6220L, 6300, 6300L, 6310, 6310L, 6310S, 6320, 6320L, 6400, 6400L, 6403, 6405, 6410, 6410L, 6410S, 6415, 6420, 6420L, 6500, 6500L, 6505, 6506, 6510, 6510L, 6510S, 6515, 6520, 6520L, 6600, 6603, 6605, 6610, 6615, 6620, 6715, 6800, 6810, 6820, 6900, 6910, 6910S, 6920, 6920S, 7210, 7220, 7320, 7410, 7420, 7425, 7500, 7505, 7510, 7515, 7520, 7525




JOHN DEERE®

PART NUMBER: WN-AL171754

FEATURES: MFWD Suspension Rod, On Tractors With TLS

APPLICATIONS: 6110, 6210, 6310, 6410, 6120, 6220, 6320, 6420, 7220, 7320, 7420, 7520, 7610, 7710, 7810



JOHN DEERE®

PART NUMBER: WN-R135247

FEATURES: MFWD Knuckle Sleeve, Outer Yoke Sleeve

APPLICATIONS: 4050, 4250, 4450, 4650, 4850, 4055, 4255, 4455, 4555, 4755, 4955, 7600, 7700, 7800, 4560, 4760, 4960, 8100, 8200, 8300, 8400, 7610, 7710, 7810



JOHN DEERE®

PART NUMBER: WN-R135247

FEATURES: MFWD Knuckle Sleeve, Outer Yoke Sleeve

APPLICATIONS: 4050, 4250, 4450, 4650, 4850, 4055, 4255, 4455, 4555, 4755, 4955, 7600, 7700, 7800, 4560, 4760, 4960, 8100, 8200, 8300, 8400, 7610, 7710, 7810

OE manufacturer's names and brands are used for identification purposes only

Products listed are replacement part only - not OEM



To order parts, call James on 0401709850 or email james@metismachinery.com.au

FEATURED ITEMS!



WN-86014002 MFWD Outboard Bushing

2.135" Outer Diameter, 2.019" Inner Diameter, 1.88" Long

FORD®-NH®: TG210, TG215, TG230, TG245, TG255, TG275, TG285, TG305, T8010, T8020, T8030, T8040, T8050, 8530, 8630, 8670, 8730, 8770, 8830, 8870, 8970



WN-RE65621 MFWD Front Axle Cross

JOHN DEERE®: 4050, 4250, 4450, 4055, 4255, 4455, 4555, 4755, 4955, 7600, 7700, 7800, 4560, 4760, 4960, 8100, 8200, 8300, 8400, 7210, 7410, 7510, 7610, 7710, 7810, 8110, 8210, 8310, 8410, 7710, 7810, 8120, 8220, 8320, 8420, 8520, 7720, 7820, 7920, 7330, 6140J, 6155J, 6140JH, 6155JH, 7420, 7520



WN-RE185799 MFWD Hub Seal

JOHN DEERE®: 8100, 8200, 8300, 8400, 7210, 7410, 7510, 7610, 7710, 7810, 7720, 7820, 7920, 7330 Premium, 6140J, 6155J, 7420, 7520, 8225R, 8245R, 8270R, 8295R, 8320R, 8345R, 8235R, 8260R, 8285R, 8310R, 8335R, 8360R, 7200R, 7215R, 7230R, 7260R, 7280R, 7630, 7730, 7830, 7930, 8130, 8230, 8330



WN-231014A1 MFWD Pivot Housing, King Pin

CASE®/IH®: 8910, 8920, 8930, 8940, 8950