



bepco

LANGUE • FR/EN

*moving forward in every field*

**CASE IH**

▶▶ **PIÈCES DE TRACTEURS**

Catalogue - Première publication 2006

[www.bepcoparts.com](http://www.bepcoparts.com)

Member of TVH<sup>®</sup>

**BEPCO PARTS SA****HERMALLE-SOUS-HUY**

Rue Chaumont, 4D • 4480 Hermalle-sous-Huy • Belgique  
T +32 85 24 54 00 • F +32 85 24 54 50  
info.be@bepcoparts.com • www.bepcoparts.com

**VILLERS-LE-BOUILLET**

Rue de Waremme, 114 • 4530 Villers-le-Bouillet • Belgique  
T +32 85 24 54 00 • F +32 85 24 54 50  
info.be@bepcoparts.com • www.bepcoparts.com

**BEPCO UK LTD**

Bepco House • Unit 316 • Hartlebury Trading Estate  
Hartlebury - Worcestershire, DY10 4JB (UK)  
P +44 (0)1299 252270 • F 0800 216553  
info@bepcoparts.com • www.bepcoparts.com

**BEPCO FRANCE SAS**

Z.I. La Plaine, Allée de Bigorre  
BP80041 Le Passage • 47901 Agen Cedex 9 • France  
T +33 (0)553 96 31 25 • F +33 (0)553 68 03 72  
info.fr@bepcoparts.com • www.bepcoparts.com

**VILLENEUVE-SUR-LOT**

294 Av. de Bordeaux • CS 30059 Bias  
FR-47302 Villeneuve sur lot • France  
T +33 (0)5 53 40 37 50 • F +33 (0)5 53 70 61 93

**JANZÉ**

P.A. de la Chauvelière • Rue Charles Lindbergh  
35150 JANZE • France  
T + 33 (0)2 99 44 16 18 • F +33 (0)2 99 44 17 29

**TVH AUSTRALASIA PTY LTD**

HEAD OFFICE BRISBANE • www.bepcoparts.com

**ADELAIDE**

96 South Terrace • Wingfield SA 5013  
Free 1800 182 344 • T +61 8 8359 8933 • F +61 8 8234 2212  
BepcoSAsales@tvh.com.au

**BRISBANE**

735 Boundary Road • Richlands QLD 4077  
Free 1800 020 082 • T +61 7 3344 1113 • F +61 7 3344 1332  
BepcoQLDsales@tvh.com.au

**MELBOURNE**

7/66-74 Micro Circuit • Dandenong South VIC 3175  
Free 1800 802 367 • T +61 3 9796 5422 • F +61 3 9796 5251  
BepcoVICsales@tvh.com.au

**PERTH**

2/15 Colin Jamieson Drive • Welshpool WA 6106  
Free 1800 182 344 • T +61 8 8352 8984 • F +61 8 8234 2212  
BepcoWAsales@tvh.com.au

**SYDNEY**

1/1002-1010 Canley Vale Rd • Wetherill Park NSW 2164  
Free 1800 808 827 • T +61 2 6885 5288 • F +61 3 9796 5251  
BepcoNSWsales@tvh.com.au

**TVH NEW ZEALAND LTD****AUCKLAND**

PO Box 51490 • Pakuranga 2140 • 11K Echelon Place  
East Tamaki • Auckland  
Free 0800 459 662 • T +64 9 274 9695 • F +64 9 274 9698  
info@tvh.co.nz • www.tvh.com

**CHRISTCHURCH**

11C Parkhouse Road  
Wigram • Christchurch 8042  
Free 0508 8 722 867 • T +64 3 550 1298 • F +64 3 974 9993  
infochch@tvh.co.nz

**BEPCO DEUTSCHLAND GmbH**

Neuer Weg 5 • 59505 Bad Sassendorf • Germany  
T +49 (0)2927 919 59 0 • F +49 (0)2927 919 59 59  
info.de@bepcoparts.com • www.bepcoparts.com

**BEPCO NEDERLAND BV**

Den Dolvert 10 • 5473 GP, Heeswijk-Dinther • Nederland  
T +31 (0)413 29 39 75 • F +31 (0)413 29 40 87  
info.nl@bepcoparts.com • www.bepcoparts.com

**BEPCO IBÉRICA SA**

Pol. Ind. Les Guixeres, C/ Xarol, 7  
08915 Badalona (Barcelona) • Spain  
T +34 (0)902 111 062 - 933 810 062 • F +34 (0)933 813 345  
info.es@bepcoparts.com • www.bepcoparts.com

**ALMENDRALEJO**

Ctra. Badajoz - Pol. «Rayvaz» Nave 21  
06200 Almendralejo (Badajoz)  
T +34 (0)902 111 062 - 924 664 890  
F +34 (0)924 664 576

**DOS HERMANAS**

Pol. Ind. La Isla, C/ Hornos, 11  
41703 Dos Hermanas (Sevilla)  
T +34 (0)902 111 062 - 954 931 546  
F +34 (0)954 930 130

**SANTIAGO DE COMPOSTELA**

Pol. El Tambre, Via Faraday, 36  
15890 Santiago de Compostela  
T +34 (0)902 111 062 - 981 560 012  
F +34 (0)981 557 753

**TVH PARTS SOUTH AFRICA (Pty) Ltd**

HEAD OFFICE JOHANNESBURG • www.tvh.com

**CAPE TOWN**

1 Karee Street • Kraaifontein Industries • Cape Town 7571  
T +27 21 988 2432 • F +27 21 988 9127  
capetownsales@tvh.com

**DURBAN**

2 Monaco Place • Westmead • Pinetown 3600  
T +27 31 100 0760 • F +27 31 700 6191  
durbansales@tvh.com

**JOHANNESBURG**

90 Electron Avenue • Isando • Kempton Park 1601  
T +27 11 281 27 00 • F +011 974 9845  
johannesburgsales@tvh.com

**LICHTENBURG**

Shop 1 • 109 Scholtz Street • Lichtenburg 2740  
T +27 18 632 6192/6092 • F +27 18 632 6108  
lichtenburgsales@tvh.com

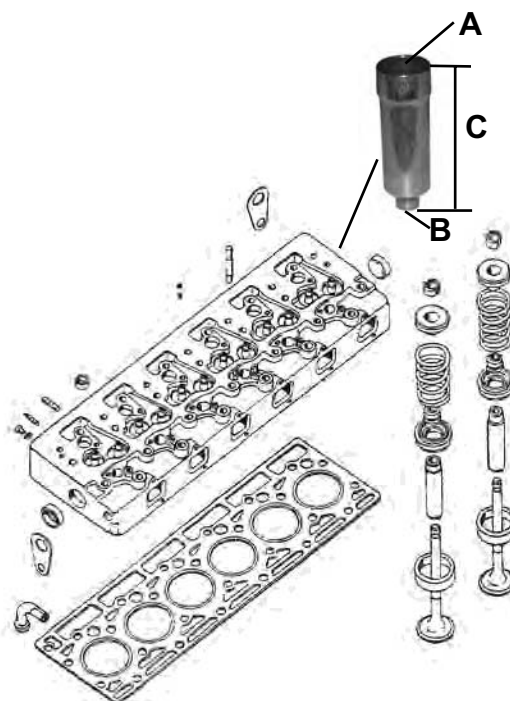
**PORT ELIZABETH**


134 Kempston Road • Korsten • Port Elizabeth 6020  
T +27 41 453 1404/8 • F +27 41 453 1409  
portelizabethsales@tvh.com



## CASE-IH PARTS

**Manchon (Culasse) - Axle (Cylinder head) - Getande (Zylinderkopf) -  
Muffe (Cilinderkop) - Manguito (Culatín )**



	Ref.	Oem	
D-155, D179, D-206, DT-239, D-259, D-246, D-268, D-310, D-358, DT-358	<b>25/5700-1</b>	3055344R1	A = Ø Int. / Inn. / Binn. / Int. <b>24 mm</b> B = Ø Int. / Inn. / Binn. / Int. <b>11 mm</b> C = Lg. <b>81,50mm</b>









# CASE-IH PARTS

AMORTISSEURS DE PONT AVANT & CABINE - FRONT AXLE SHOCK ABSORBERS & CAB -  
 VORDERACHSEDÄMPFER & FAHRERHAUS - VOORASSCHOKDEMPERS & CABINE  
 AMORTIGUADORES DE EJE DELANTERO & DE LA CABINA DE CONDUCTOR



	Ref.	OEM	Type de fixation Fastening type Befestigungsarten Verbindingswijze Tipo de fijación	Description Beschreibung Omschrijving Descripción
CVX130, CVX150, CVX170, CVX1135, CVX1145, CVX1170, CVX1190, CVX1555	25/4115-1 	1-34-641-645		
	25/4116-1 	1-34-641-646	Bossage en haut / Bossage en bas Top eye / Bottom eye Oberes Auge / Untenes Auge Bovenste ring / Onderste ring Anillo superior / Anillo inferior	
	25/4116-2 	1-34-641-650		Bitube pression de gaz Confort / Amortisseur Vario Twin-tube, gas pressure Comfort / Load sensitive damper Doppelrohr, Gasdruck Komfort / Weg-Nut-Stoßdämpfer Dubbelloop / gasdruk Comfort, demper Bitubular, presión de gas Amortiguador vario / tecnología de ranura

 Essieu avant / Front axle / Vorderachse / Vooraas / Eje delantero

 Cabine / Cab / Kabine / Cabine / Cabina







### CASE-IH PARTS

**DISQUES, PISTONS ET JOINTS DE FREIN (BAIN D'HUILE) - BRAKE DISCS, PISTONS AND SEALS (OIL IMMersed) - BREMSSCHEIBE, KOLBEN UND DICHTUNG (ÖLBAD) - SCHIJFREMME N ZUIGERS EN DICHTING (OLIEBAD) - DISCOS DE FRENO PISTONES Y JUNTAS (BAÑO DE ACEITE)**

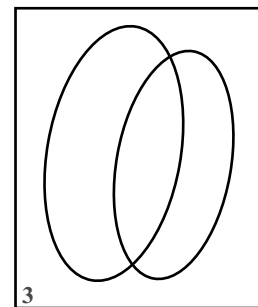



Fig. / Abb. / Afb. / Fig.	1	2	3
<b>Trateurs</b> <b>Tractors</b> <b>Schleppertyp</b> <b>Trekkertype</b> <b>Tractores</b>	<b>Disque à friction</b> <b>Friction disc</b> <b>Bremsscheibe</b> <b>Remschijf</b> <b>Disco fricción</b>	<b>Disque interméd.</b> <b>Intermediate disc</b> <b>Zwischenscheibe</b> <b>Remtussenschijf</b> <b>Plancha de freno</b>	<b>Joint</b> <b>O'ring</b> <b>O-Ring</b> <b>O' ring</b> <b>Juntas tóricas</b>
MXM135, MXM150, MXM165, MXM180 (HCC003000⇒)	<b>25/422-18</b> (5154521) Ø 325 mm - 14z	<b>25/423-28</b> (5152350) Plateau / Plate / Platte / Plaat / Plancha	<b>25/416-32</b> (5165511) 259,6x266,4x3,4mm
MXM120, MXM130, MXM140, MXM155	<b>25/422-32</b> (47126359)	<b>NEW</b>	<b>25/416-33</b> (5165512) 329,6x336,4x3,4mm



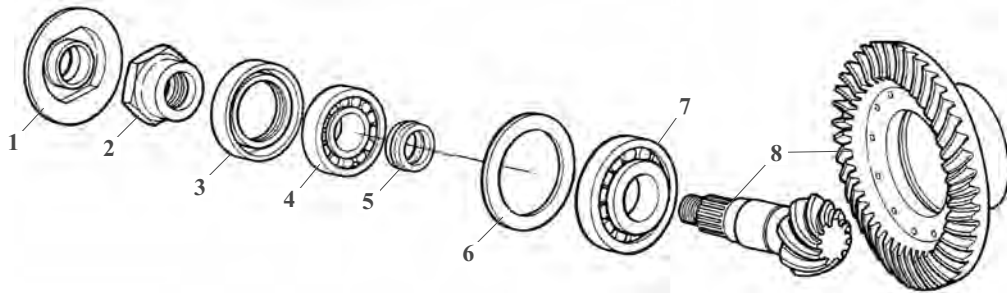


# CASE-IH PARTS

## PONT AVANT 4RM - FRONT AXLE 2WD - VORDERACHSTEILE 4 WD VOORASONDERDELEN 4 WD - PIEZAS DEL EJE DELANTERO 2 RM

Pont avant ZF série 300 / 300 series ZF front axle / ZF  
Vorderachsteile Serie 300 / ZF Voorasonderdelen serie 300 /  
Eje delantero ZF series 300

Entrée du différentiel / Differential input /  
Eingangswelle / Differentieel  
Entrada del diferencial



	1	2	3	4	5	6	7	8
<b>Tracteurs</b> <b>Tractors</b> <b>Schleppertyp</b> <b>Trekkertype</b> <b>Tractores</b>	<b>Rondelle</b> <b>Tab washer</b> <b>Spindle</b> <b>Nabe</b> <b>Arandela</b>	<b>Ecrou</b> <b>Nut</b> <b>Zahnrad</b> <b>Moer</b> <b>Tuerca</b>	<b>Bague</b> <b>Oil seal</b> <b>Wellendicht.</b> <b>Keerring</b> <b>Retén</b>	<b>Roulement</b> <b>Bearing</b> <b>Hinterlager</b> <b>Achter lager</b> <b>Rodamiento</b>	<b>Bague</b> <b>Bush</b> <b>Buchse</b> <b>Bus</b> <b>Retén</b>	<b>Epaisseur</b> <b>Shim</b> <b>Distanzsch.</b> <b>Shim</b> <b>Suplemento</b>	<b>Roulement</b> <b>Bearing</b> <b>Lager</b> <b>Lager</b> <b>Rodamiento</b>	<b>Couple conique</b> <b>Wheel &amp; pinion</b> <b>Antriebsatz</b> <b>Kroonwielset</b> <b>Grupo cónico</b>
<b>APL325</b> 238, 248, 258, 385, 395, 485, 495, 495XL, 585, 585XL, 595, 595XL								
<b>APL330</b> 238, 248, 258, 268, 288, 385, 395, 485, 495, 585, 595, 685, 685XL, 695, 695XL, 743, 743S, 743XL, 745, 745S, 745XL, 785, 785XL, 795, 795XL, 844, 844S, 844XL, 845, 845XL, 856, 856XL, 885, 885XL, 895, 895XL, 985, 995, 995XL	<b>25/359-3</b> (81398C1, 1349126C1)  89x27.4x18	<b>25/346-13</b> (81397C1)	<b>25/355-15</b> (1349125C1, 81396C1)  68x45x10	<b>25/354-10</b> (3404470R1 +81395C1, 400983R91+ 53074R1, 871241R91, 530741R1, 400982R91)  64x30x22.5	<b>25/361-6</b> (81380C1) 11.0mm  <b>25/361-7</b> (81385C1) 11.5mm  <b>25/361-8</b> (81390C1) 12.0mm	<b>25/355-16</b> (81369C1) 1mm	<b>25/353-28</b> (131312C1, 81379C1+ 871245R1)	<b>25/341-28</b> (1997719C1, 81365C1) Sans blocage du différentiel Without Differential lock Ohne Differentialsperre Zonder blokkage diferentiëel Sin bloqueo del diferencial  <b>25/341-33 (A)</b> (80978C1) Avec blocage du différentiel Whitt Differential lock Mit Differentialsperre Met blokkage diferentiëel Con bloqueo del diferencial

(A) 743, 743XL, 745S, 844S, 844XL, 845, 845XL, 856XL

Les références des pièces sont indicatives.  
Nos pièces ne sont pas d'origine.

Part numbers are quoted for reference purposes only.  
Our parts and accessories are not original.



**"THE RELIABLE SERVICE"**



**INDEX**  
**INDEX**

Airco.....	302-304	Airco.....	302-304
Alternateurs.....	280-284	Alternators.....	280-284
Amortisseurs de cabine.....	301	Belt tensionner.....	83
Amortisseurs de torsion.....	176	Belts.....	79-83
Arbre de transmission.....	237-238	Blinking units.....	149
Arbres de contrôle d'effort.....	262-263	Bolts and nuts (rear wheel).....	239
Arrêteurs d'étincelles pour échappement.....	104	Brake cylinders.....	187-188
Attelage inférieur.....	271	Brake discs, pistons and seals (oil immersed).....	184-185
Avant train 2 RM.....	191-197	Brakes cables.....	189
Balais d'essuie-glace.....	295	By-pass hoses.....	78
Barres de poussée.....	266-267	Cab dampers.....	301
Bielle et pièces connexes :		Cab filters.....	135
- Moteurs Ford.....	17	Cab glass.....	305-321
- Moteurs IH.....	22	Cab heater.....	305
Bouchons de radiateur.....	100	Clutch assemblies & plates.....	161-175
Bouchons de remplissage d'huile et de carter.....	68	Clutch cables.....	177
Bouchons de réservoirs.....	93	Clutch kits.....	169
Bougies de préchauffage.....	74	Clutch master and slave cylinders.....	178
Boutons poussoirs.....	150	Combined switches.....	147-148
Bras de direction.....	193	Conrod and related parts	
Broches de barre de poussée.....	267	- Ford engines.....	17
Câbles d'accélérateur.....	96-97	- IH engines.....	22
Câbles d'arrêt.....	94-95	Coolant manifolds.....	92
Câbles de compte-heures et transmission.....	138	Crankshaft & related parts.....	7-18
Câbles de frein.....	189	Crankshaft pulley.....	10
Câbles de relevage.....	271	Cross references.....	322-349
Câbles d'embrayage.....	177	Cylinder head parts.....	42-52
Calandres.....	287	Decal sets.....	288
Centrales clignotantes.....	149	Depth control spring.....	263
Chauffage de cabine.....	305	Disc brakes.....	183
Collecteurs d'admission et d'échappement.....	101	Drum brakes.....	182
Collecteurs de refroidissement.....	92	Dry disc brakes.....	182
Colliers de durites.....	89	Electrical plug sockets.....	151
Colliers d'échappements.....	104	Emblems.....	286
Connecteurs électriques.....	151	Engine and Tractor application charts.....	5-6
Contacteurs à bascule.....	151	Engines gasket sets.....	53-61
Contacteurs combinés.....	147-148	Exhaust clamps.....	104
Contacteurs d'alarme.....	147	Exhaust elbow.....	102
Contacteurs de sécurité.....	141-143	Exhaust pipe spark arrestors.....	104
Coudes d'échappement.....	102	Fan blade.....	100
Couronne de démarrage :		Fenders.....	286
- Moteurs IH - Ancienne gamme.....	7	Filters.....	105-128
- Moteurs IH.....	10	Front axle 2 WD.....	191-197
- Moteurs Perkins.....	15	Front axle 4WD.....	198-239
- Moteurs Iveco.....	16	Front drive shaft.....	237-238
- Moteurs Ford.....	17	Front grills.....	287
Courroies.....	79-83	Fuel pumps.....	72-73
Culbuteurs - Moteurs Ford.....	51	Fuel tank caps.....	93
Cylindres de frein.....	187-188	Fuel taps.....	92
Décalcomanies.....	288	Gas struts.....	290-292
Démarrateurs.....	272-277	Gauges.....	140
Direction.....	197	Gear lever boot.....	180
Disques de transmission.....	180	Glazing rubber and draft cluders.....	305
Disques, pistons et joints de frein (bain d'huile).....	184-185	Heating plugs.....	74
Distributeurs hydrauliques.....	260-261	Hose clips.....	89
Distribution - Moteurs Perkins.....	49	Hoses by meter to cut.....	89
Durites au mètre à couper.....	89	Hydraulic couplings.....	261
Durites de dérivations de pompe à eau.....	78	Hydraulic filters.....	129-134
Durites de radiateur.....	84-88	Hydraulic pumps.....	254-257
Echappements.....	103	Hydraulic spool valves.....	260-261
Eclairage.....	152-160	Hydraulic top link.....	265
Emblèmes.....	286	Injector nozzles.....	69-71
Filtration.....	105-128	Inlet & exhaust manifold gaskets.....	101
Filtres de cabines.....	135	Inlet & exhaust manifolds.....	101
Filtres hydrauliques.....	129-134	Levelling box.....	269-270
Floteurs de réservoir.....	136-137	Lift assistance kits.....	259
Frein de stationnement.....	186	Lift cables.....	271
Freins à disque.....	183	Lift shaft parts.....	264
Freins à disque à bain d'huile.....	183	Lighting.....	152-160
Freins à disque sec.....	182		
Freins à tambour.....	182		

Les références des pièces sont indicatives.  
Nos pièces ne sont pas d'origine

Part numbers are quoted for reference purposes only.  
Our parts and accessories are not original.



INDEX  
INDEX

Garde-boues.....	286	Lighting switches.....	146
Goujons et écrous (roue arrière).....	239	Locks & handles.....	296-297
Index des références.....	350-359	Loctite®.....	62-63
Indicateurs.....	140	Lower link arm.....	271
Interrupteurs de démarrage.....	145-146	Lower link sensing shaft.....	262-263
Interrupteurs d'éclairage.....	146	Mirrors.....	298-300
Jantes.....	194	Oil dipsticks.....	68
Jauges d'huile.....	68	Oil filler caps & sump plugs.....	68
Joints de collecteur d'admission et d'échappement.....	101	Oil immersed disc brakes.....	183
Joints de moteur.....	53-61	Oil pressure switches.....	139
Kit de direction assistée.....	258	Oil pumps.....	64-67
Kit embrayage PTO et convertisseur de couple.....	179	Orbitrol.....	258
Kits d'assistance de relevage.....	259	Paint.....	293
Kits d'embrayage.....	169	Parking brakes.....	186
Loctite®.....	62-63	Pistons, ring sets & liners.....	19-41
Maîtres cylindres et cylindres récepteurs d'embrayage.....	178	Power steering kits.....	258
Manocontacts de pression d'huile.....	139	PTO.....	181
Mécanismes et disques d'embrayage.....	161-175	PTO clutch kit & torque amplifier kit.....	179
Moteurs d'essuie-glace.....	294	Push switches.....	150
Nez d'injecteur.....	69-71	Radiator caps.....	100
Orbitrol.....	258	Radiator hoses.....	84-88
Peinture.....	293	Radiator silent-bloc.....	99
Pièces d'arbre de relevage.....	264	Radiators.....	98-99
Pièces de pont arrière.....	190	Rear axle parts.....	190
Pièces de rechange pour démarreurs "Bosch".....	279	Reference index.....	350-359
Pièces de rechange pour démarreurs "Lucas".....	278	Relay.....	144
Pièces de rechange pour dynamo & alternateurs "Bosch".....	285	Rims.....	194
Pièces de rechange pour dynamo & alternateurs "Lucas".....	285	Ring gear	
Pistons, jeux de segments et chemises.....	19-41	- IH engines - Old range.....	7
Poignées et serrures.....	296-297	- IH engines.....	10
Pompes à eau.....	75-78	- Perkins engines.....	15
Pompes à huile.....	64-67	- Iveco engines.....	16
Pompes d'alimentation.....	72-73	- Ford engines.....	17
Pompes hydrauliques.....	254-257	Rocker arms - Ford engines.....	51
Pont avant 4RM.....	198-239	Rocker switches.....	151
Poulie de vilebrequin.....	10	Safety switches.....	141-143
Prise de force.....	181	Seats.....	289
Profils d'étanchéité pour glace de cabine.....	305	Sender units.....	136-137
Raccords hydrauliques.....	261	Silencers.....	103
Radiateurs.....	98-99	Spare parts for "Bosch" dynamo & alternators.....	285
Raincaps.....	104	Spare parts for "Bosch" starter motors.....	279
Références interchangeables.....	322-349	Spare parts for "Lucas" dynamo & alternators.....	285
Relais.....	144	Spare parts for "Lucas" starter motors.....	278
Ressort de contrôle de profondeur.....	263	Stabilisers.....	268
Rétroviseurs.....	298-300	Starters.....	272-277
Robinets de réservoir.....	92	Starting switches.....	145-146
Rotules et tirants de direction - 2RM.....	240-243	Steering.....	197
Rotules et tirants de direction - 4RM.....	244-249	Steering arms.....	193
Sièges.....	289	Steering cylinders.....	252-253
Silent-bloc de radiateur.....	99	Stop cables.....	94-95
Solénoïde d'arrêt.....	95	Stop solenoids.....	95
Sondes de températures.....	140	Tachometer drive & flexible drives.....	138
Soufflet de levier de vitesses.....	180	Temperature sender units.....	140
Soupapes et pièces connexes.....	42-52	Thermostats.....	90-91
Stabilisateurs.....	268	Throttle cables.....	96-97
Tableau d'identification des tracteurs et moteurs.....	3-5	Tie rods and sockets - 2WD.....	240-243
Tableaux d'identification des moteurs et tracteurs.....	5-6	Tie rods and sockets - 4WD.....	244-249
Tendeur de courroie.....	83	Timing gear - Perkins engines.....	49
Thermostats.....	90-91	Top link pins.....	267
Tirants de relevage.....	269-270	Top links.....	266-267
Troisièmes points hydraulique.....	265	Torsion dampers.....	176
Ventilator.....	100	Tractor and engine application charts.....	3-5
Vérins à gaz.....	290-292	Transmission discs.....	180
Vérins de direction.....	252-253	Warning switches.....	147
Vilebrequins & pièces connexes.....	7-18	Water pumps.....	75-78
Vitrierie de cabine.....	305-321	Weather caps.....	104
		Wiper blades.....	295
		Wiper motors.....	294

Les références des pièces sont indicatives.  
Nos pièces ne sont pas d'origine

Part numbers are quoted for reference purposes only.  
Our parts and accessories are not original.





**TABLEAU D'IDENTIFICATION DES TRACTEURS ET MOTEURS**  
**TRACTOR AND ENGINE APPLICATION CHARTS**

Tracteurs Tractors	Moteurs / Engines		Cyl. Cyl.	Alésage Bore	Tracteurs Tractors	Moteurs / Engines		Cyl. Cyl.	Alésage Bore
	Constructeur Manufacturer	Type				Constructeur Manufacturer	Type		
B275	IH	BD144	4	85.70	824	IH	D246	4	100.00
B414	IH	BD154	4	88.90	833	IH	D239	4	98.40
D212	IH	D66	2	82.55	840	IH	D239	4	98.40
D214	IH	D66	2	82.55	844	IH	D246	4	100.00
D215	IH	D66	2	82.55	844S	IH	D268	4	100.00
D217	IH	D74	2	87.30	845	IH	D268	4	100.00
D219	IH	D74	2	87.30	856	IH	DT239	4	98.40
D320	IH	D99	3	82.55	884	IH	D268	4	100.00
D322	IH	D99	3	82.55	885	IH	D268	4	100.00
D323	IH	D111	3	87.30	886	IH	D360	6	
D324	IH	D111	3	87.30	895	IH	D268	4	100.00
D326	IH	D111	3	87.30	940	IH	D239	4	98.40
D430	IH	D132	4	82.55	946	IH	D310	6	98.40
D432	IH	D132	4	82.55	955	IH	D310	6	98.40
D436	IH	D148	4	87.30	956	IH	D358	6	98.40
D438	IH	D148	4	87.30	966	IH	D414	6	
D439	IH	D148	4	87.30	986	IH	D436	6	
238	IH	BD154	4	88.90	995	IH	DT268	4	100.00
248	IH	D179	3	98.40	1026	IH	D407	6	
276	IH	BD144	4	85.70	1046	IH	D358	6	98.40
278	IH	D246	4	100.00	1055	IH	D358	6	98.40
353	IH	D155	3	98.40	1056	IH	D358	6	98.40
354	IH	BD144	4	85.70	1066	IH	DT414	6	
374	IH	BD154	4	88.90	1070	IH	451B	6	107.47
383	IH	D155	3	98.40	1086	IH	DT414	6	
384	IH	BD154	4	88.90	1090	IH	451B	6	107.47
385	IH	D155	3	98.40	1170	IH	451B	6	107.47
395	IH	D155	3	98.40	1175	IH	451BDT	6	107.47
423	IH	D155	3	98.40	1206	IH	DT361	6	
424	IH	BD154	4	88.90	1246	IH	DT358	6	98.40
433	IH	D155	3	98.40	1255	IH	DT358	6	98.40
434	IH	BD154	4	88.90	1256	IH	D407	6	
440	IH	D155	3	98.40	1270	IH	451BDT	6	107.47
444	IH	BD154	4	88.90	1370	IH	504BDT	6	107.47
453	IH	D155	3	98.40	1455	IH	DT402	6	100.00
454	IH	D179	3	98.40	1456	IH	D407	6	
464	IH	D179	3	98.40	1466	IH	DT436	6	
474	IH	D206	4	98.40	1486	IH	DT436	6	
475	PERKINS	A4.212	4	98.48	1566	IH	DT436	6	
484	IH	D179	3	98.40	1570	IH	504BDT	6	107.47
485	IH	D179	3	98.40	1586	IH	DT436	6	
495	IH	D179	3	98.40	1896	IH	6T590	6	102.00
533	IH	D155	3	98.40	2090	CUMMINS	504BD	6	107.47
540	IH	D155	3	98.40	2094	IH	504BD	6	107.47
553	IH	D179	3	98.40	2096	CUMMINS	6TA590	6	102.00
574	IH	D239	4	98.40	2120	SAME	1000.3A	3	105.00
584	IH	D206	4	98.40	2130	SAME	1000.3A	3	105.00
585	IH	D206	4	98.40	2140	SAME	1000.4A	4	105.00
595	IH	D206	4	98.40	2150	SAME	1000.4A	4	105.00
633	IH	D179	3	98.40	2290	IH	504BDT	6	107.47
640	IH	D179	3	98.40	2294	IH	504BDT	6	107.47
644	IH	D206	4	98.40	2390	IH	504BDT	6	107.47
645	IH	D206	4	98.40	2394	IH	504BDT	6	107.47
654	IH	D206	4	98.40	2400	IH	D179	3	98.40
674	IH	D239	4	98.40	2470	IH	504BDT	6	107.47
684	IH	D239	4	98.40	2590	IH	504BDT	6	107.47
685	IH	D239	4	98.40	2594	IH	504BDT	6	107.47
695	IH	D239	4	98.40	2670	IH	504BDT	6	107.47
724	IH	D239	4	98.40	3210	IH	D155	3	98.40
733	IH	D206	4	98.40	3220	IH	D179	3	98.40
740	IH	D206	4	98.40	3230	IH	D206	4	98.40
743	IH	D239	4	98.40	3294	IH	504BDT	6	107.47
744	IH	D239	4	98.40	3388	IH	DT436	6	
745	IH	D239	4	98.40	3394	IH	504BDT	6	107.47
766	IH	D360	6		3488	IH	D466	6	
784	IH	D246	4	100.00	3594	IH	504BDT	6	107.47
785	IH	D246	4	100.00	3688	IH	D436	6	
795	IH	D246	4	100.00	4100	IH	DT429	6	

Les références des pièces sont indicatives.  
Nos pièces ne sont pas d'origine

Part numbers are quoted for reference purposes only.  
Our parts and accessories are not original.



**"THE RELIABLE SERVICE"**



**TABLEAU D'IDENTIFICATION DES TRACTEURS ET MOTEURS**  
**TRACTOR AND ENGINE APPLICATION CHARTS**

Tracteurs Tractors	Moteurs / Engines		Cyl. Cyl.	Alésage Bore	Tracteurs Tractors	Moteurs / Engines		Cyl. Cyl.	Alésage Bore
	Constructeur Manufacturer	Type				Constructeur Manufacturer	Type		
4156	IH	DT429	6		CS48	PERKINS	903.27	3	95.00
4166	IH	DT436	6		CS52	PERKINS	903.27	3	95.00
4186	IH	DT436	6		CS58	PERKINS	903.27T	3	95.00
4210	IH	D239	4	98.40	CS63	PERKINS	903.27T	3	95.00
4220	IH	D246	4	100.00	CS68 (⇒ 12/98)	MWM	TD 226-B 3	3	105.00
4230	IH	D268	4	100.00	CS68 (01/99 ⇒)	SISU	320D	3	108.00
4240	IH	DT268	4	100.00	CS75 (⇒ 12/98)	MWM	TD 226-B 3	3	105.00
4490	IH	504BDT	6	107.47	CS75 (01/99 ⇒)	SISU	320D	3	108.00
4494	IH	504BDTI	6	107.47	CS78 (⇒ 12/98)	MWM	TD 226-B 4	4	105.00
4690	IH	504BDTI	6	107.47	CS78 (01/99 ⇒)	SISU	420D	4	108.00
4694	IH	504BDTI	6	107.47	CS86 (⇒ 12/98)	MWM	TD 226-B 4	4	105.00
5088	IH	DT436	6		CS86 (01/99 ⇒)	SISU	420D	4	108.00
5120	CUMMINS	4T390	4	102.00	CS94 (⇒ 12/98)	MWM	TD 226-B 4	4	105.00
5130	CUMMINS	6-590	6	102.00	CS94 (01/99 ⇒)	SISU	420D	4	108.00
5140	CUMMINS	6T590	6	102.00	CS100	SISU	420D	4	108.00
5150	CUMMINS	6T590	6	102.00	CS110	SISU	420D	4	108.00
5220	CUMMINS	4T390	4	102.00	CS120	SISU	620D	6	108.00
5230	CUMMINS	6-590	6	102.00	CS130	SISU	620D	6	108.00
5240	CUMMINS	6T590	6	102.00	CS150	SISU	620D	6	108.00
5250	CUMMINS	6T590	6	102.00	CVX120	SISU	620D	6	108.00
7110	CUMMINS	6T830	6	114.00	CVX130	SISU	620D	6	108.00
7120	CUMMINS	6T830	6	114.00	CVX150	SISU	620D	6	108.00
7130	CUMMINS	6T830	6	114.00	CVX170	SISU	620D	6	108.00
7140	CUMMINS	6T830	6	114.00	CVX1135	SISU	620D	6	108.00
7150	CUMMINS	6T830	6	114.00	CVX1145	SISU	620D	6	108.00
7210	CUMMINS	6T830	6	114.00	CVX1155	SISU	620D	6	108.00
7220	CUMMINS	6T830	6	114.00	CVX1170	SISU	620D	6	108.00
7230	CUMMINS	6T830	6	114.00	CVX1190	SISU	620D	6	108.00
7240	CUMMINS	6T830	6	114.00	CX50	PERKINS	903.27	3	95.00
7250	CUMMINS	6T830	6	114.00	CX60	PERKINS	903.27T	3	95.00
8910	CUMMINS	6T830	6	114.00	CX70	PERKINS	1004.4T	4	100.00
8920	CUMMINS	6T830	6	114.00	CX80	PERKINS	1004.4T	4	100.00
8930	CUMMINS	6T830	6	114.00	CX90	PERKINS	1004.4T	4	100.00
8940	CUMMINS	6T830	6	114.00	CX100	PERKINS	1004.4T	4	100.00
8950	CUMMINS	6T830	6	114.00	JX55	IVECO	8035.06	3	100.00
9110	CUMMINS	6T830	6	114.00	JX60	IVECO	8035.05	3	104.00
9130	CUMMINS	6T830	6	114.00	JX65	IVECO	8035.05	3	104.00
9150	CUMMINS	LTA-10	6	125.00	JX70	IVECO	8035.05	3	104.00
9170	CUMMINS	NTA855	6	140.00	JX70U	IVECO	8045.06	4	100.00
9180	CUMMINS	NTA855	6	140.00	JX75	IVECO	8045.06	4	100.00
9210	CUMMINS	6T830	6	114.00	JX80	IVECO	8045.05	4	104.00
9230	CUMMINS	6T830	6	114.00	JX80U	IVECO	8045.05	4	104.00
9240	CUMMINS	6T830	6	114.00	JX85	IVECO	8045.05	4	104.00
9250	CUMMINS	LTA-10	6	125.00	JX90	IVECO	8045.05	4	104.00
9260	CUMMINS	LTA-10	6	125.00	JX90U	IVECO	8045.05	4	104.00
9270	CUMMINS	NTA855	6	140.00	JX95	IVECO	8045.05	4	104.00
9280	CUMMINS	NTA855	6	140.00	JX100U	IVECO	8045.05	4	104.00
9310	CUMMINS	6T830	6	114.00	JX1060C	IVECO	8045.05	4	104.00
9330	CUMMINS	6T830	6	114.00	JX1070C	IVECO	8035.05	3	104.00
9350	CUMMINS	LTA-10	6	125.00	JX1070U	IVECO		4	
9370	CUMMINS	NTA855	6	140.00	JX1075C	IVECO	8035.05	3	104.00
9380	CUMMINS	NTA855	6	140.00	JX1080U	IVECO		4	
9390	CUMMINS	NTA855	6	140.00	JX1085C				
AVJ55	IVECO	8035.06	3	100.00	JX1090U			4	
AVJ60	IVECO	8035.05	3	104.00	JX1095C				
AVJ70	IVECO	8045.06	4	100.00	JX1100U			4	
C42	STEYR	WD308	3	100.00	MX80C	PERKINS	1004.4T	4	100.00
C48	STEYR	WD308	3	100.00	MX90C	PERKINS	1004.4T	4	100.00
C50	PERKINS	903.27	3	95.00	MX100C	PERKINS	1004.4T	4	100.00
C55	MWM	TD 226-B 3	3	105.00	MX100	CUMMINS	6T590	6	102.00
C55A	MWM	TD 226-B 3	3	105.00	MX110	CUMMINS	6T590	6	102.00
C60	PERKINS	903.27T	3	95.00	MX120	CUMMINS	6T590	6	102.00
C64	MWM	TD 226-B 3	3	105.00	MX135	CUMMINS	6T590	6	102.00
C64A	MWM	TD 226-B 3	3	105.00	MX150	CUMMINS	6T590	6	102.00
C70	PERKINS	1004.4T	4	100.00	MX170	CUMMINS	6T590	6	102.00
C70A	MWM	TD 226-B 3	3	105.00	MX180	CUMMINS	6T830	6	114.00
C80	PERKINS	1004.4T	4	100.00	MX200	CUMMINS	6T830	6	114.00
C90	PERKINS	1004.4T	4	100.00	MX210	CUMMINS	6T830	6	114.00

Les références des pièces sont indicatives.  
Nos pièces ne sont pas d'origine

Part numbers are quoted for reference purposes only.  
Our parts and accessories are not original.



**TABLEAU D'IDENTIFICATION DES TRACTEURS ET MOTEURS**  
**TRACTOR AND ENGINE APPLICATION CHARTS**

Tracteurs <i>Tractors</i>	Moteurs / Engines		Cyl. Cyl.	Alésage Bore	Tracteurs <i>Tractors</i>	Moteurs / Engines		Cyl. Cyl.	Alésage Bore
	Constructeur <i>Manufacturer</i>	Type				Constructeur <i>Manufacturer</i>	Type		
MX220	CUMMINS	6T830	6	114.00	PJN55	SAME	1000.3A	3	105.00
MX230	CUMMINS	6T830	6	114.00	PJN65	SAME	1000.4A	4	105.00
MX240	CUMMINS	6T830	6	114.00	PJN75	SAME	1000.4A	4	105.00
MX255	CUMMINS	6T830	6	114.00	PJV55	SAME	1000.3A	3	105.00
MX270	CUMMINS	6T830	6	114.00	PJV65	SAME	1000.4A	4	105.00
MX285	CUMMINS	6T830	6	114.00	PJV75	SAME	1000.4A	4	105.00
MXM120	FORD	675/TA	6	111.76	STX275	CNH		6	
MXM130	FORD	675/TA	6	111.76	STX325	CNH			
MXM135					STX375	CUMMINS			
MXM140	FORD	675/TA	6	111.76	STX425	CUMMINS			
MXM150					STX440	CUMMINS			
MXM155	FORD	675/TA	6	111.76	STX450	CUMMINS			
MXM165					STX500	CUMMINS			
MXM175	FORD	675/TA	6	111.76	VJ60	IVECO	8035.05	3	104.00
MXM180					VJ70	IVECO	8045.06	4	100.00
MXM190	FORD	675/TA	6	111.76	VJ80	IVECO	8045.05	4	104.00
MXU100	CNH		4						
MXU110	CNH		4						
MXU115	CNH		4						
MXU125	CNH		4						
MXU135	CNH		4						
PJ55	SAME	1000.3A	3	105.00					
PJ65	SAME	1000.4A	4	105.00					
PJ75	SAME	1000.4A	4	105.00					

**TABLEAUX D'IDENTIFICATION DES MOTEURS ET TRACTEURS**  
**ENGINE AND TRACTOR APPLICATION CHARTS**

Moteur <i>Engine</i>	Tracteur <i>Tractor</i>
<b>IIH</b>	
451B	1070, 1090, 1170
451BDT	1175, 1270
504BD	2090, 2094
504BDT	1370, 1570, 2290, 2294, 2390, 2394, 2470, 2590, 2594, 2670, 3294, 4490
504BDTI	4494, 4690, 4694
BD144	276, 354, B275
BD154	238, 374, 384, 424, 434, 444, B414
D66	D212, D214, D215
D74	D217, D219
D99	D320, D322
D111	D323, D324, D326
D132	D430, D432
D148	D436, D438, D439
D155	353, 383, 385, 395, 423, 433, 440, 453, 533, 540, 3210
D179	248, 454, 464, 484, 485, 495, 553, 633, 640, 2400, 3220
D206	474, 584, 585, 595, 644, 645, 654, 733, 740, 3230
D239	574, 674, 684, 685, 695, 724, 743, 744, 745, 833, 840, 940, 4210
D246	278, 784, 785, 795, 824, 844, 4220
D268	844S, 845, 884, 885, 895, 4230
D310	946, 955
D358	956, 1046, 1055, 1056
D360	766, 886
D407	1026, 1256, 1456
D414	966
D436	986, 3688
D466	3488
DT239	856
DT268	995, 4240
DT358	1246, 1255
DT361	1206
DT402	1455
DT414	1066, 1086
DT429	4100, 4156
DT436	1466, 1486, 1566, 1586, 3388, 4166, 4186, 5088

Les références des pièces sont indicatives.  
Nos pièces ne sont pas d'origine

Part numbers are quoted for reference purposes only.  
Our parts and accessories are not original.



**"THE RELIABLE SERVICE"**



**TABLEAUX D'IDENTIFICATION DES MOTEURS ET TRACTEURS**  
**ENGINE AND TRACTOR APPLICATION CHARTS**

Moteur Engine	Tracteur Tractor
<b>CUMMINS</b>	
4T390	5120, 5220
6-590	5130, 5230
6T590	1896, 5140, 5150, 5240, 5250, MX100, MX110, MX120, MX135, MX150, MX170
6T830	7110, 7120, 7130, 7140, 7150, 7210, 7220, 7230, 7240, 7250, 8910, 8920, 8930, 8940, 8950, 9110, 9130, 9210, 9230, 9240, 9310, 9330, MX180, MX200, MX210, MX220, MX230, MX240, MX255, MX270, MX285
6TA590	2096
LTA-10	9250, 9250, 9260, 9350
NTA855	9170, 9180, 9270, 9280, 9370, 9380, 9390
<b>MWM</b>	
TD 226-B 3	C55, C55A, C64, C64A, C70A - CS68, CS75 (⇒ 12/98)
TD 226-B 4	CS78, CS86, CS94 (⇒ 12/98)
<b>SISU</b>	
320D	CS68, CS75 (01/99 ⇒)
420D	CS78, CS86, CS94 (01/99 ⇒) - CS100, CS110
620D	CS120, CS130, CS150, CVX120, CVX130, CVX150, CVX170, CVX1135, CVX1145, CVX1155, CVX1170, CVX1190
<b>PERKINS</b>	
903.27	C50, CS48, CS52
903.27T	C60, CS58, CS63, CX60
1004.4T	C70, C80, C90, CX70, CX80, CX90, CX100, MX80C, MX90C, MX100C
A4.212	475
<b>IVECO</b>	
8035.05	AVJ60, JX60, JX65, JX70, JX1070C, JX1075C, VJ60
8035.06	AVJ55, JX55
8045.05	JX80, JX80U, JX85, JX90, JX90U, JX95, JX100U, JX1060C, VJ80
8045.06	AJV70, JX70U, JX75, VJ70
<b>FORD</b>	
675/TA	MXM120, MXM130, MXM140, MXM155, MXM175, MXM190
<b>SAME</b>	
1000.3A	2120, 2130, PJ55, PJN55, PJV55
1000.4A	2140, 2150, PJ65, PJN65, PJV65, PJ75, PJN75, PJV75
<b>CNH</b>	
	MXU100, MXU110, MXU115, MXU125, MXU135 STX275, STX325

Les références des pièces sont indicatives.  
 Nos pièces ne sont pas d'origine

Part numbers are quoted for reference purposes only.  
 Our parts and accessories are not original.





VILEBREQUINS & PIÈCES CONNEXES  
CRANKSHAFT & RELATED PARTS

Moteurs IH - ancienne gamme / IH engines - old range



Fig.		1	2	3	4	5	6	7
Tracteurs Tractors	Moteur Engine	Cous. palier Main bearing	Cous. palier Main bearing	Cous. bielle Conrod bearing	Bague bielle Small end bush	Vis de bielle Conrod bolt	Bague avant Front oil seal	Bague arrière Rear oil seal
<b>Moteurs 2 cylindres / 2 cylinder engines</b>								
D212, D214, D215	D66	25/7-16 (3064523R12, 710318R21) Paire / Pair	25/8-16 (711073R21, 711073R31)	25/9-16 (710327R11) Paire / Pair	25/28-12 (711045R1, 3043611R1)	25/26-16 (3051413R1)	25/11-116 45x60x10 (712219R91)	25/13-116 (712209R2)
D217, D219	D74							
<b>Moteurs 3 cylindres / 3 cylinder engines</b>								
D320, D322	D99	25/7-16 (3064523R12, 710318R21) Paire / Pair	25/8-16 (711073R21, 711073R31)	25/9-16 (710327R11) Paire / Pair	25/28-12 (711045R1, 3043611R1)	25/26-16 (3051413R1)	25/11-117 (44695DA)	25/13-116 (712209R2)
D324, D326, 323	D111							
<b>Moteurs 4 cylindres / 4 cylinder engines</b>								
D430, D432, D440	D132	25/7-16 (3064523R12, 710318R21) Paire / Pair	25/8-16 (711073R21, 711073R31)	25/9-16 (710327R11) Paire / Pair	25/28-12 (711045R1, 3043611R1)	25/26-16 (3051413R1)	25/11-117 (44695DA)	25/13-116 (712209R2)
D436, D438, D439	D148							

Les coussinets de palier et de bielle sont disponibles en cote réparation 0.25-0.50-0.75 mm. Ajoutez respectivement le suffixe "A", "B" ou "C".  
Main & conrod bearing kits are available in 0.010"-0.020"-0.030" undersize. Please add the suffix "A", "B" or "C" respectively.

Références d'origine des coussinets de palier en cotes réparation OEM numbers for undersized main bearings				Références d'origine des coussinets de bielle en cotes réparation OEM numbers for undersized conrod bearings			
Standard	0.010"	0.020"	0.030"	Standard	0.010"	0.020"	0.030"
25/7-16	25/7-16 A	25/7-16 B	25/7-16 C	25/9-16	25/9-16 A	25/9-16 B	25/9-16 C
25/8-16	25/8-16 A	25/8-16 B	25/8-16 C				

COURONNE DE DEMARRAGE  
RING GEAR



Tracteurs Tractors	Référence Reference	OEM OEM	Description Description
DLD2, D212, D214, D215, D217F, D217S, D219, DED3, D320, D322, D324, D326, DGD4, D430, D432, D436, D439, D440	25/15-33	711072R1	117z Ø358 / 323 mm

Les références des pièces sont indicatives.  
Nos pièces ne sont pas d'origine

Part numbers are quoted for reference purposes only.  
Our parts and accessories are not original.




VILEBREQUINS & PIÈCES CONNEXES  
CRANKSHAFT & RELATED PARTS

Moteurs IH / IH engines



Fig.	1	2	3	4	5	6	7	
Tracteurs Tractors	Moteur Engine	Jeu vilebr. Crankshaft kit	Cous. palier Main bearing	Cous. bielle Conrod bearing	Bague bielle Small end bush	Boul. de bielle Conrod bolt	Bague avant Fr. oil seal	Bague ar. Rear oil seal
<b>Moteurs 3 cylindres / 3 cylinder engines</b>								
353, 383, 385, 395, 423, 433, 440, 453, 533, 540, 3210	D155		<b>25/2-23</b> (1x3055129R21 3x3055130R21)	<b>25/3-23</b> (3x3055351R91)	<b>25/28-14</b> (3132018R2)	<b>25/26-24</b> (3055033R1 + 3055034R1)	<b>25/11-18 (A)</b> (3228401R91)	<b>25/13-16</b> (3138701R91)
248, 454, 464, 484, 485, 495, 523, 553, 633, 640, 2400, 3220	D179							
<b>Moteurs 4 cylindres / 4 cylinder engines</b>								
B275, 276, 354	BD144	<b>25/1-54</b> (751303R51, 3110995R91)	<b>25/2-21</b> (708912R91, 1x708910R91 4x3064523R11)	<b>25/3-21</b> (3070546R91, 4x3070536R11)	<b>25/28-12</b> (711045R1, 3043611R1)		<b>25/11-16</b> (3108650R91)	<b>25/13-14</b> (3072092R91)
238, 374, 384, B414, 424, 434, 444	BD154							
474, 584, 585, 595, 624, 644, 645, 654, 733, 740, 3230	D206	<b>25/1-55</b> (1329196C1, 3132968R93)						
574, 674, 684, 685, 695, 724, 743, 744, 745, 833, 840, 940, 4210	D239	<b>25/1-56</b> (3144626R92)		<b>25/3-24</b> (4x3055351R91) 32 mm	<b>25/28-14</b> (3132018R2)			
278, 784, 785, 795, 824, 844, 4220	D246		<b>25/2-24</b> (1x3055129R21 4x3055130R21)			<b>25/26-24</b> (3055033R1 + 3055034R1)	<b>25/11-18 (A)</b> (3228401R91)	<b>25/13-16</b> (3138701R91)
844S, 845, 884, 885, 895, 4230	D268	<b>25/1-70</b> (3228376R91)		<b>25/3-25</b> (4x3144688R92) 30 mm				
856	DT239			<b>25/3-34</b> (4x3132101R91) 32 mm				
995, 4240	DT268							

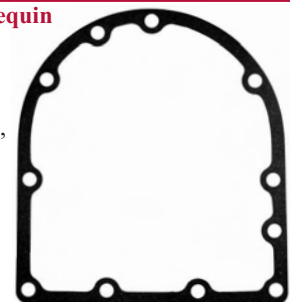
(A) Bagoue seule / Seal only : **25/11-18** = 3228401R91  
Kit complet / Complete kit : **25/11-19** = 3228133R93



**Joint de palier arrière de vilebrequin**  
**Crankshaft rear gasket housing**

**25/17-11**  
(3055215R3)  
Moteur D155, D206, D310, D179,  
D239, D246, D268, DT358,  
DT402 Engine

**25/17-118**  
(714868R1)



Les références des pièces sont indicatives.  
Nos pièces ne sont pas d'origine

Part numbers are quoted for reference purposes only.  
Our parts and accessories are not original.



VILEBREQUINS & PIÈCES CONNEXES  
CRANKSHAFT & RELATED PARTS

Moteurs IH / IH engines



Fig.	1	2	3	4	5	6	7	
Tracteurs Tractors	Moteur Engine	Jeu vilebr. Crankshaft kit	Cous. palier Main bearing	Cous. bielle Conrod bearing	Bague bielle Small end bush	Boul. de bielle Conrod bolt	Bague avant Fr. oil seal	Bague ar. Rear oil seal
<b>Moteurs 6 cylindres / 6 cylinder engines</b>								
946, 955	D310			25/3-26 (6x3055351R91)	25/28-14 (3132018R2)			
956, 1046, 1055, 1056	D358	25/1-45 (3136036R95, 3059514R1)	25/2-26 (1x3055129R21 6x3055130R21)	25/3-46 (6x3132101R91)	25/28-46 (3218317R1)	25/26-24 (3055033R1 + 3055034R1)	25/11-18 (A) (3228401R91)	25/13-16 (3138701R91)
1246, 1255	DT358			32 mm				
1455	DT402			25/3-47 (6x3218422R91)	30 mm			

(A) Bague seule / Seal only : 25/11-18 = 3228401R91 - Kit complet / Complete kit : 25/11-19 = 3228133R93  
 Les coussinets de palier et de bielle sont disponibles en cote réparation 0.25-0.50-0.75 mm. Ajoutez respectivement le suffixe "A", "B" ou "C".  
 Main & conrod bearing kits are available in 0.010"-0.020"-0.030" undersize. Please add the suffix "A", "B" or "C" respectively.

JEU DE COUSSINETS DE VILEBREQUINS ET DE BIELLES  
MAIN & CONROD BEARING KITS

Références d'origine des coussinets de palier en cotes réparation OEM numbers for undersized main bearings				Références d'origine des coussinets de bielle en cotes réparation OEM numbers for undersized conrod bearings			
Standard	0.010"	0.020"	0.030"	Standard	0.010"	0.020"	0.030"
25/2-21	25/2-21 A (B221A)	25/2-21 B (B221B)	25/2-21 C (708913R91)	25/3-21	25/3-21 A (4x3070539R91)	25/3-21 B (B321B)	25/3-21 C (4x3070537R11)
25/2-23	25/2-23 A (1x3056820R11 3x3056832R21)	25/2-23 B (1x3056875R11 3x3056877R21)	25/2-23 C (1x3055776R11 3x3055779R21)	25/3-23	25/3-23 A (3x3056834R11)	25/3-23 B (3x3056879R11)	25/3-23 C (3x3055781R11)
25/2-24	25/2-24 A (1x3056820R11 4x3056832R21)	25/2-24 B (1x3056875R11 4x3056877R21)	25/2-24 C (1x3055776R11 4x3055779R21)	25/3-24	25/3-24 A (4x3056834R11)	25/3-24 B (4x3056879R11)	25/3-24 C (4x3055781R11)
25/2-26	25/2-26 A (1x3056820R11 6x3056832R21)	25/2-26 B (1x3056875R11 6x3056877R21)	25/2-26 C (1x3055776R11 6x3055779R21)	25/3-25	25/3-25 A (4x3144876R92)	25/3-25 B (4x3144881R92)	25/3-25 C (4x3144886R92)
				25/3-26	25/3-26 A (6x3056834R11)	25/3-26 B (6x3056879R11)	25/3-26 C (6x3055781R11)
				25/3-34	25/3-34 A (4x3136203R11)	25/3-34 B (4x3136329R11)	
				25/3-46	25/3-46 A (6x3136203R11)	25/3-46 B (6x3136329R11)	
				25/3-47	25/3-47 A (6x3228663R91)	25/3-47 B (6x3228667R91)	

Les références des pièces sont indicatives.  
Nos pièces ne sont pas d'origine

Part numbers are quoted for reference purposes only.  
Our parts and accessories are not original.




"THE RELIABLE SERVICE"



**COURONNE DE DEMARRAGE & VOLANT MOTEUR**  
**RING GEAR & FLYWHEEL**

**Moteurs IH / IH engines**



Tracteurs Tractors	Fig. Fig.	Référence Reference	OEM OEM	Description Description
238, 248, 258, 268, 278, 385, 395, 454, 474, 484, 485, 485XL, 495, 495XL, 574, 584, 585, 585XL, 595, 595XL, 674, 684, 685, 685XL, 695, 695XL, 784, 785, 785XL, 795, 795XL, 885, 2400, 2500, 3210, 3220, 3230, 4210, 4220	1	25/15-28	60883H	126z Ø 371 - 405 mm
258, 268, 278, 474, 574, 584, 585, 595, 674, 684, 685, 784, 785, 3230	2	25/296-12	3136044R41, 3136044R11	127z 11"
258, 268, 585, 595, 685, 695, 785, 795, 3230, 4210, 4220	2	25/296-13	1808412C91	127z 12"
288, 685, 785, 884, 885, 885XL, 895, 895XL, 995, 995XL, 4230, 4240	1	25/15-27	3218637R1	128z Ø 372 - 412 mm
	2	25/296-14	1808413C91, 1808413C92	128z 12"
353, 383, 423, 433, 440, 453, 533, 540	1	25/15-34	3055358R1	Ø 363 / 325 mm
454, 553, 644, 654, 724, 743, 743XL, 744, 745S, 745XL, 824, 845, 946, 1046, 1246, 2400	1	25/15-23	3055133R1	129z Ø 357 - 393 mm
745S, 844, 844S, 844XL, 845, 845XL	2	25/296-6	3144651R92	134z
	1	25/15-9	3144607R1	134z Ø 357 mm
856XL, 955, 955XL, 956, 956XL, 1055, 1055XL, 1056, 1056XL	2	25/296-15	3218474R92	134z
	1	25/15-9	3144607R1	134z Ø 357 mm

**POULIE DE VILEBREQUIN**  
**CRANKSHAFT PULLEY**

Tracteurs Tractors	Référence Reference	OEM OEM
644, 654, 724, 733, 740, 743, 743XL, 744, 745S, 745XL, 824, 833, 840, 844, 844S, 844XL, 845, 845XL, 940	25/59-8	3138834R1



Les références des pièces sont indicatives.  
Nos pièces ne sont pas d'origine

Part numbers are quoted for reference purposes only.  
Our parts and accessories are not original.





VILEBREQUINS & PIECES CONNEXES  
CRANKSHAFT & RELATED PARTS

Moteurs Cummins / Cummins engines



Fig.		1	2	3	4	5	6
Tracteurs Tractors	Moteur Engine	Vilebrequin Crankshaft	Cous. palier Main bearing	Cous. bielle Conrod bearing	Bague bielle Small end bush	Bague avant Front oil seal	Bague arrière Rear oil seal
<b>Moteurs 3 cylindres / 3 cylinder engines</b>							
5120, 5220	4T390		<b>25/2-13</b> (1 x A77406 4 x A77405)	<b>25/3-13</b> (4 x A77465)	<b>25/28-49</b> (J901085, J941476, 87403209)	<b>25/11-49</b> (A77890) (Kit)	<b>25/13-49</b> (J909411, J909090) (Kit)
<b>Moteurs 4 cylindres / 4 cylinder engines</b>							
5130, 5230	6-590						<b>25/13-49</b> (J909411, J909090) (Kit)
5140, 5150, 5240, 5250	6T590	<b>25/1-49</b> (J908032, J918324)	<b>25/2-49</b> (1 x A77406 6 x A77405)	<b>25/3-49</b> (6 x A77465)	<b>25/28-49</b> (J901085, J941476, 87403209)	<b>25/11-49</b> (A77890) (Kit)	
MX100, MX110, MX120, MX135							
MX150, MX170							
7110, 7120, 7130, 7140, 7150, 7210, 7220, 7230, 7240, 7250, 8910, 8920, 8930, 8940, 8950, 9110, 9130, 9210, 9230, 9240, 9310, 9330	6T830		<b>25/2-66</b> (1 x A77706 6 x A77711)	<b>25/3-66</b> (6 x A77563)	<b>25/28-66</b> (J913900, J913990)	<b>25/11-66</b> (A77790) (Kit)	<b>25/13-66</b> (A77809, J904410, J353978, J934486) (Kit)
MX180, MX200, MX210, MX220, MX230, MX240, MX255, MX270, MX285							
STX275, STX325	6T8304						

Les coussinets de palier et de bielle sont disponibles en cote réparation 0.25-0.50-0.75 mm. Ajoutez respectivement le suffixe "A", "B" ou "C".  
Main & conrod bearing kits are available in 0.010"-0.020"-0.030" undersize. Please add the suffix "A", "B" or "C" respectively.

**Joint de palier arrière de vilebrequin**  
Crankshaft rear gasket housing

**25/17-119**  
(J928493, J938159)

5120, 5130, 5140, 5150,  
5220, 5230, 5240, 5250,  
MX100, MX110, MX120,  
MX135, MX150, MX170  
Mois. bat. - Combines  
1644, 2044, 2144, 2344



Les références des pièces sont indicatives.  
Nos pièces ne sont pas d'origine

Part numbers are quoted for reference purposes only.  
Our parts and accessories are not original.



**VILEBREQUINS & PIÈCES CONNEXES  
CRANKSHAFT & RELATED PARTS**

**Moteurs Cummins / Cummins engines**




Fig.	1	2	3	4	5	6	
Tracteurs Tractors	Moteur Engine	Vilebrequin Crankshaft	Cous. palier Main bearing	Cous. bielle Conrod bearing	Bague bielle Small end bush	Bague avant Front oil seal	Bague arrière Rear oil seal
<b>Moissonneuses-batteuses / Combines</b>							
1620, 1640	6T590	25/1-49 (J908032, J918324)	25/2-49 (1 x A77406 6 x A77405)	25/3-49 (6 x A77465)	25/28-49 (J901085, J941476, 87403209)	25/11-49 (A77890, J906080) (Kit)	25/13-49 (J909411, J909090) (Kit)
1644, 2144, 2344							25/13-66 (A77809, J904410, J353978, J934486) (Kit)
1660, 1666, 1670, 1680, 1688, 2166, 2188, 2365, 2366, 2388, CF60	6T830		25/2-66 (1 x A77706, J945929, 6 x A77711, J945930)	25/3-66 (6 x A77563)	25/28-66 (J913900, J913990)	25/11-66 (A77790) (Kit)	

Les coussinets de palier et de bielle sont disponibles en cote réparation 0.25-0.50-0.75 mm. Ajoutez respectivement le suffixe "A", "B" ou "C".  
Main & conrod bearing kits are available in 0.010"-0.020"-0.030" undersize. Please add the suffix "A", "B" or "C" respectively.

**JEU DE COUSSINETS DE VILEBREQUINS ET DE BIELLES  
MAIN & CONROD BEARING KITS**

Références d'origine des coussinets de palier en cotes réparation OEM numbers for undersized main bearings				Références d'origine des coussinets de bielle en cotes réparation OEM numbers for undersized conrod bearings			
Standard	0.10"	0.20"	0.30"	Standard	0.10"	0.20"	0.30"
25/2-13	25/2-13 A (1 x A77473 4 x A77472)	25/2-13 B (1 x A77475 4 x A77474)	25/2-13 C (1 x A77477 4 x A77476)	25/3-13	25/3-13 A (4 x A77466)	25/3-13 B (4 x A77467)	25/3-13 C (4 x A77468)
25/2-49	25/2-49 A (1 x A77473 6 x A77472)	25/2-49 B (1 x A77475 6 x A77474)	25/2-49 C (1 x A77477 6 x A77476)	25/3-49	25/3-49 A (6 x A77466)	25/3-49 B (6 x A77467)	25/3-49 C (6 x A77468)
25/2-66	25/2-66 A (1 x A77707 6 x A77712)	25/2-66 B (1 x A77708 6 x A77713)	25/2-66 C (1 x A77709 6 x A77714)	25/3-66	25/3-66 A (6 x A77564)	25/3-66 B (6 x A77565)	25/3-66 C (6 x A77566)

Les références des pièces sont indicatives.  
Nos pièces ne sont pas d'origine

Part numbers are quoted for reference purposes only.  
Our parts and accessories are not original.



VILEBREQUINS & PIECES CONNEXES  
CRANKSHAFT & RELATED PARTS

Moteurs MWM / MWM engines




Fig.		1	2	3	4	5	6
Tracteurs Tractors	Moteur Engine	Cous. palier Main bearing	Cous. bielle Conrod bearing	Bague bielle Small end bush	Vis de bielle Conrod bolt	Bague avant Front oil seal	Bague arrière Rear oil seal
<b>Moteurs 3 cylindres / 3 cylinder engines</b>							
C55, C55A	D 226-B 3	<b>25/2-100 (1-1)</b> (4x130100010755)	<b>25/3-100</b> (3x130100030714) Ø 63 mm	<b>25/28-100</b> (130100030705) Ø 35 mm	<b>25/26-100</b> (130100030707)	<b>25/11-100</b> (130100010727) 78x100x13 mm	<b>25/13-100</b> (130100010728) 110x130x13 mm
C64, C64A, C70A CS68, CS75 (⇒ 12/98)	TD 226-B 3	<b>25/6-100 (1-2)</b> (2x130100010754) Ø 70 mm					
<b>Moteurs 4 cylindres / 4 cylinder engines</b>							
CS78, CS86, CS94 (⇒ 12/98)	TD 226-B 4	<b>25/2-101</b> (5x130100010755)	<b>25/3-101</b> (4x130100030714) Ø 63 mm	<b>25/28-100</b> (130100030705) Ø 35 mm	<b>25/26-100</b> (130100030707)	<b>25/11-100</b> (130100010727) 78x100x13 mm	<b>25/13-100</b> (130100010728) 110x130x13 mm
		<b>25/6-100 (1-2)</b> (2x130100010754) Ø 70 mm					

Les coussinets de palier et de bielle sont disponibles en cote réparation 0.25-0.50-0.75 mm. Ajoutez respectivement le suffixe "A", "B" ou "C".  
Main & conrod bearing kits are available in 0.010"-0.020"-0.030" undersize. Please add the suffix "A", "B" or "C" respectively.

Joint de palier arrière de vilebrequin  
Crankshaft rear gasket housing

25/17-129  
(130100010726, 130100010757)

C55, C64, C70A,  
CS68, CS75, CS78, CS86, CS94



Les références des pièces sont indicatives.  
Nos pièces ne sont pas d'origine

Part numbers are quoted for reference purposes only.  
Our parts and accessories are not original.



VILEBREQUINS & PIECES CONNEXES  
CRANKSHAFT & RELATED PARTS

Moteurs Sisu / Sisu engines

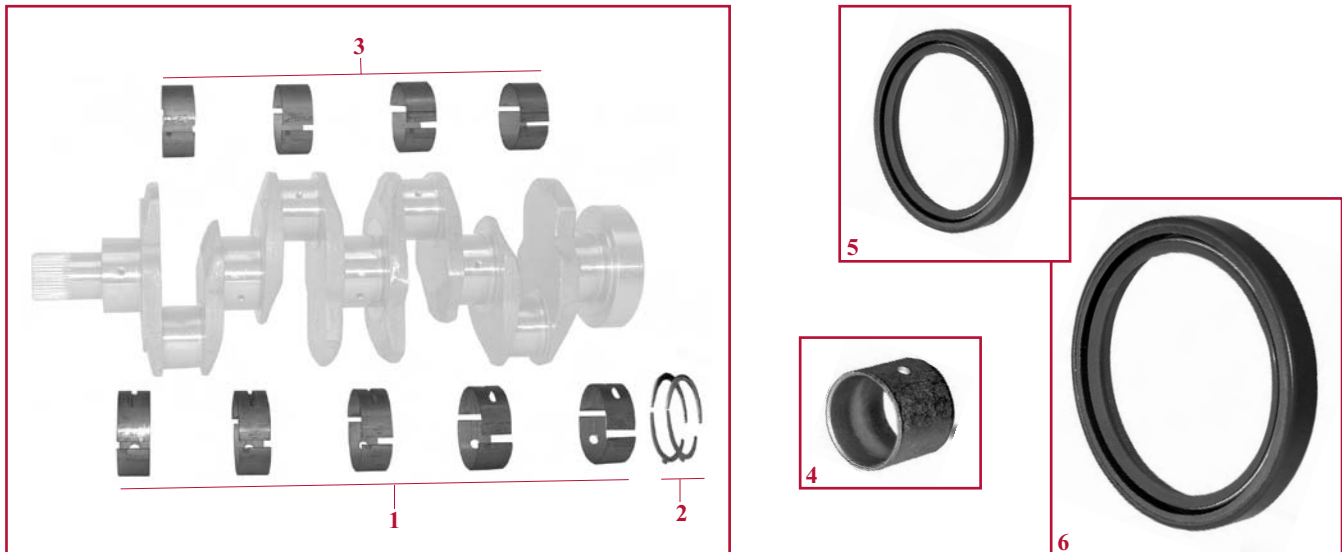


Fig.	1	2	3	4	5	6	
Tracteurs Tractors	Moteur Engine	Cous. palier Main bearing	Ep. latérale Trust washer	Cous. bielle Conrod bearing	Bague bielle Small end bush	Bague avant Front oil seal	Bague arrière Rear oil seal
<b>Moteurs 3 cylindres / 3 cylinder engines</b>							
CS68, CS75 (1/99 ⇒)	320D	25/2-97 (4 x 162000010781, 836119457) Ø 85 mm	25/6-97 (2 x 162000010714)	25/3-97 (3 x 162000030702, 836110552) Ø 68 mm	25/28-97 (162000030705, 836646271)	25/11-97 (162000010700, 614105880)	25/13-97 (299939A1, 162000010703)
<b>Moteurs 4 cylindres / 4 cylinder engines</b>							
CS78, CS86, CS94 (1/99 ⇒) CS100, CS110	420D	25/2-98 (5 x 162000010781, 836119457) Ø 85 mm	25/6-97 (2 x 162000010714)	25/3-98 (4 x 162000030702, 836110552) Ø 68 mm	25/28-97 (162000030705, 836646271)	25/11-97 (162000010700, 614105880)	25/13-97 (299939A1, 162000010703)
<b>Moteurs 6 cylindres / 6 cylinder engines</b>							
CS120, CS130, CS150, CVX120, CVX130, CVX150, CVX170, CVX1135, CVX1145, CVX1155, CVX1170, CVX1190	620D	25/2-99 (7 x 162000010781, 836119457) Ø 85 mm	25/6-97 (2 x 162000010714)	25/3-99 (6 x 162000030702, 836110552) Ø 68 mm	25/28-97 (162000030705, 836646271)	25/11-97 (162000010700, 614105880)	25/13-97 (299939A1, 162000010703)

Les coussinets de palier et de bielle sont disponibles en cote réparation 0.25-0.50 mm. Ajoutez respectivement le suffixe "A" ou "B".  
Main & conrod bearing kits are available in 0.010"-0.020" undersize. Please add the suffix "A" or "B" respectively.

Moteurs Perkins / Perkins engines

Joint de palier arrière de vilebrequin  
Crankshaft rear gasket housing

25/17-136  
(296202A1, 130300010703)

C50, C50,  
CS48, CS52, CS58, CS63,  
CX50, CX60



Les références des pièces sont indicatives.  
Nos pièces ne sont pas d'origine

Part numbers are quoted for reference purposes only.  
Our parts and accessories are not original.



VILEBREQUINS & PIECES CONNEXES  
CRANKSHAFT & RELATED PARTS

Moteurs Perkins / Perkins engines

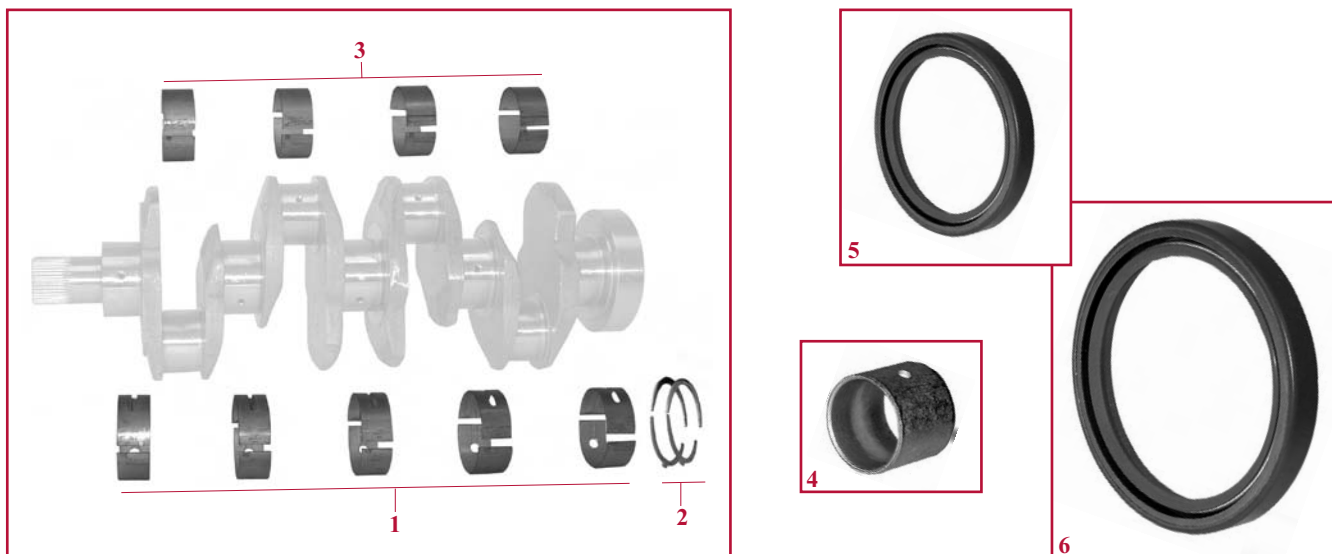



Fig.		1	2	3	4	5	6
Tracteurs Tractors	Moteur Engine	Cous. palier Main bearing	Ep. latérale Thrust washer	Cous. bielle Conrod bearing	Bague bielle Small end bush	Bague avant Front oil seal	Bague arrière Rear oil seal
<b>Moteurs 3 cylindres / 3 cylinder engines</b>							
C50, CS48, CS52, CX50	903.27	<b>25/2-86</b> (304892A1, 130300010720, 130300010757)	<b>25/6-86</b> (2 x 296150A1, 130300010724 + 2 x 296151A1, 130300010726)	<b>25/3-86</b> (296245A1, 130300030701)	<b>25/28-86</b> (296149A1, 130300030707)	<b>25/11-86</b> (295810A1, 130300010741)	<b>25/13-86</b> (218271A1, 3235723A1)
C60, CS58, CS63, CX60	903.27T			<b>25/3-87</b> (296260A1, 130300030713)			
<b>Moteurs 4 cylindres / 4 cylinder engines</b>							
475	A4.212	<b>25/2-22</b> (3118150R1)	<b>25/6-16</b> (2 x 796189R1 + 2 x 796190R1)	<b>25/3-22</b> (3118135R1)	<b>25/28-13</b> (795775R1)	<b>25/11-17</b> (3118128R91)	<b>25/13-15</b> (795662R1)
C70, C80, C90, CX70, CX80, CX90, CX100, MX80C, MX90C, MX100C	1004.4T	<b>25/2-88</b> (3118150R1, 218284A1)	<b>25/6-88</b> (2 x 218292A1 + 2 x 218294A1)	<b>25/3-88</b> (218627A1)	<b>25/28-88</b> (293493A1)	<b>25/11-88</b> (218375A1, 2415361)	<b>25/13-86</b> (218271A1, 3235723A1)

Les coussinets de palier et de bielle sont disponibles en cote réparation 0.25-0.50-0.75 mm. Ajoutez respectivement le suffixe "A", "B" ou "C".  
Main & conrod bearing kits are available in 0.010"-0.020"-0.030" undersize. Please add the suffix "A", "B" or "C" respectively.

COURONNE DE DEMARRAGE  
RING GEAR



Tracteurs Tractors	Référence Reference	OEM OEM	Description Description
475, C50, C60, C70, C80, C90, CS48, CS52, CS58, CS63, CX50, CX60, CX70, CX80, CX90	<b>25/15-31</b>	3118310R1, 130300020708	115 z Ø 340 mm
MX80C, MX90C, MX100C	<b>25/15-32</b>	218497A1	126 z Ø 376 mm

Les références des pièces sont indicatives.  
Nos pièces ne sont pas d'origine

Part numbers are quoted for reference purposes only.  
Our parts and accessories are not original.





VILEBREQUINS & PIECES CONNEXES  
CRANKSHAFT & RELATED PARTS

Moteurs Iveco / Iveco engines




Fig.		1	2	3	4	5	6	7
Tracteurs Tractors	Moteur Engine	Jeu vilebr. Crankshaft kit	Cous. palier Main bearing	Ep. latérale Thrust washer	Cous. bielle Conrod bear.	Bague bielle Small end bush	Bague avant Front oil seal	Bague arrière Rear oil seal
<b>Moteurs 3 cylindres / 3 cylinder engines</b>								
AVJ60, JX60, JX65, JX70, JX1060C, JX1070C, JX1075C, VJ60	8035.05		25/2-67 (4 x 1930812)	25/6-67 (1901385)	25/3-67 (3 x 1930181) avec trou with hole	25/28-67 (4766404, 98460411, 99432366) Ø 38 mm	25/11-67 (98461684) 42 x 65 x 12	25/13-67 (98461686, 99457401) 114 x 135 x 13
AVJ55, JX55	8035.06				25/3-68 (3 x 1930201) sans trou without hole			
<b>Moteurs 4 cylindres / 4 cylinder engines</b>								
JX80, JX80U, JX85, JX90, JX90U, JX95, JX100U, VJ80	8045.05	25/1-84 (98451529, 4785110)	25/2-84 (5 x 1930812)	25/6-67 (1901385)	25/3-84 (4 x 1930181) avec trou with hole	25/28-67 (4766404, 98460411, 99432366) Ø 38 mm	25/11-67 (98461684) 42 x 65 x 12	25/13-67 (98461686, 99457401) 114 x 135 x 13
AVJ70, JX70U, JX75, VJ70	8045.06				25/3-85 (4 x 1930201) sans trou without hole			

Les coussinets de palier et de bielle sont disponibles en cote réparation 0.25-0.50 mm. Ajoutez respectivement le suffixe "A" ou "B".  
Main & conrod bearing kits are available in 0.010"-0.020" undersize. Please add the suffix "A" or "B" respectively.

COURONNE DE DEMARRAGE  
RING GEAR



Tracteurs Tractors	Référence Reference	OEM OEM	Description Description
JX55, JX60, JX65, JX70, JX70U, JX75, JX80, JX80U, JX85, JX90, JX90U, JX95, JX100U, JX1060C, JX1060V, JX1070C, JX1070N, JX1070V, JX1075C, JX1075N, JX1075V	25/15-29	4602143	110z Ø 293 mm

Les références des pièces sont indicatives.  
Nos pièces ne sont pas d'origine

Part numbers are quoted for reference purposes only.  
Our parts and accessories are not original.



**VILEBREQUINS & PIECES CONNEXES  
CRANKSHAFT & RELATED PARTS**

**Moteurs Ford / Ford engines**




Fig.		1	2	3	4	5
Tracteurs Tractors	Moteur Engine	Cous. palier Main bearing	Bague avant Front oil seal	Bague arrière Rear oil seal	Pignon du vilebr. Crankshaft gear	Joint arrière Rear gasket
<b>Moteurs 6 cylindres / 6 cylinder engines</b>						
MXM120, MXM130, MXM135, MXM140, MXM150, MXM155, MXM165, MXM175, MXM180, MXM190	675/TA	<b>25/2-105</b> (6 x 87790260 + 1 x 87790266)	<b>25/11-105</b> (87802755, 87800696)	<b>25/13-105</b> (83955247, 87802757)	<b>25/12-19</b> (83993159)	<b>25/17-16</b> (87801610)


Les coussinets de palier et de bielle sont disponibles en cote réparation 0.25-0.50-0.75-1.00 mm. Ajoutez respectivement le suffixe "A", "B", "C" ou "D".  
Main & conrod bearing kits are available in 0.010"-0.020"-0.030"-0.040" undersize. Please add the suffix "A", "B", "C" or "D" respectively.

**BIELLE ET PIECES CONNEXES  
CONROD AND RELATED PARTS**



Fig.		1	2	3	4
Tracteurs Tractors	Moteur Engine	Bielle Conrod	Cous. de bielle Conrod bearing set	Bague de bielle Small end bush	Boulon de bielle Conrod screw
<b>Moteurs 6 cylindres / 6 cylinder engines</b>					
MXM120, MXM130, MXM135, MXM140, MXM150, MXM155, MXM165, MXM175, MXM180, MXM190	675/TA	<b>25/25-28</b> (87801219)	<b>25/3-105</b> (6 x 87790304)	<b>25/28-51</b> (87840994)	<b>25/26-27</b> (87802307, 83991682)

**COURONNE DE DEMARRAGE  
RING GEAR**



Tracteurs Tractors	Référence Reference	OEM OEM	Description Description
MXM120, MXM130, MXM135, MXM140, MXM150, MXM155, MXM165, MXM175, MXM180, MXM190	<b>25/15-30</b>	83949153	128z Ø 372 mm

Les références des pièces sont indicatives.  
Nos pièces ne sont pas d'origine

Part numbers are quoted for reference purposes only.  
Our parts and accessories are not original.



**VILEBREQUINS & PIECES CONNEXES**  
**CRANKSHAFT & RELATED PARTS**

**Moteurs Same / Same engines**

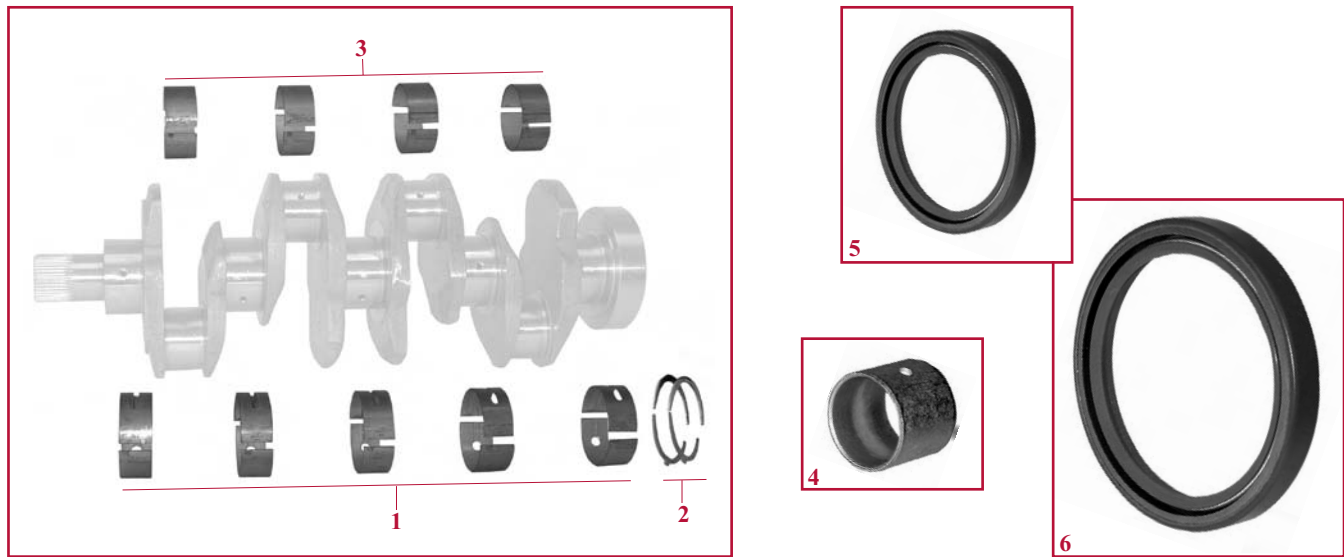


Fig.		1	2	3	4	5	6
Tracteurs Tractors	Moteur Engine	Cous. palier Main bearing	Ep. latérale Thrust washer	Cous. bielle Conrod bearing	Bague bielle Small end bush	Bague avant Front oil seal	Bague arrière Rear oil seal
<b>Moteurs 3 cylindres / 3 cylinder engines</b>							
2120, 2130, PJ55, PJN55, PJV55	1000.3A	<b>25/2-106</b> (4 x 1966294C1 + 4 x 1966297C1)	<b>25/6-106</b> (4 x 1966647C1)	<b>25/3-106</b> (6 x 1966300C1)	<b>25/28-106</b> (1966466C1)	<b>25/11-106</b> (137845A1, 1966692C1)	<b>25/13-106</b> (1966693C1)
<b>Moteurs 4 cylindres / 4 cylinder engines</b>							
2140, 2150, PJ65, PJ75, PJN65, PJN75, PJV65, PJV75	1000.4A	<b>25/2-107</b> (5 x 1966294C1 + 5 x 1966297C1)	<b>25/6-106</b> (4 x 1966647C1)	<b>25/3-107</b> (8 x 1966300C1)	<b>25/28-106</b> (1966466C1)	<b>25/11-106</b> (137845A1, 1966692C1)	<b>25/13-106</b> (1966693C1)

Les coussinets de palier et de bielle sont disponibles en cote réparation 0.25-0.50 mm. Ajoutez respectivement le suffixe "A" ou "B".  
Main & conrod bearing kits are available in 0.010"-0.020" undersize. Please add the suffix "A" or "B" respectively.



**PISTONS, JEUX DE SEGMENTS & CHEMISES**  
**PISTONS, RING SETS & LINERS**

**Moteurs IH - ancienne gamme / IH engines - old range**



Fig.			1	2	3
Tracteurs Tractors	Type Type	Alésage Bore	Jeu Kit set	Jeu de segments Ring set	Joint de chemise Liner seal
<b>Moteurs 2 cylindres / 2 cylinder engines</b>					
D212, D214, D215, DLD2	D66	82.5 mm	<b>25/31-115 (A)</b> (3054295R91)	<b>25/34-112</b> (3050150R92)	<b>25/38-114</b> (711048R2)
D217, D219	D74	87.3 mm	<b>25/31-111 (A)</b> (714852R98)	<b>25/34-111</b> (3050149R92)	<b>25/38-113</b> (714854R1)
<b>Moteurs 3 cylindres / 3 cylinder engines</b>					
D320, D322, DED3	D99	82.5 mm	<b>25/31-115 (A)</b> (3054295R91)	<b>25/34-112</b> (3050150R92)	<b>25/38-114</b> (711048R2)
D324, D326, 323	D111	87.3 mm	<b>25/31-111 (A)</b> (714852R98)	<b>25/34-111</b> (3050149R92)	<b>25/38-113</b> (714854R1)
<b>Moteurs 4 cylindres / 4 cylinder engines</b>					
D430, D432, D440, DGD4	D132	82.5 mm	<b>25/31-115 (A)</b> (3054295R91)	<b>25/34-112</b> (3050150R92)	<b>25/38-114</b> (711048R2)
D436, D438, D439	D148	87.3 mm	<b>25/31-112 (A)</b> (718201R96)	<b>25/34-111</b> (3050149R92)	<b>25/38-112</b> (718203R1)

(A) Avec joints de chemise / With liner seals

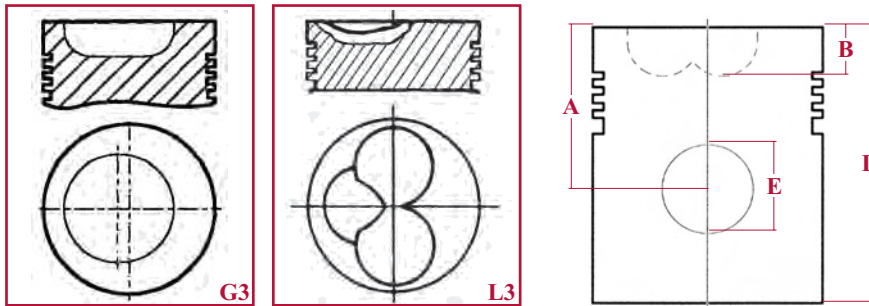
Les références des pièces sont indicatives.  
Nos pièces ne sont pas d'origine

Part numbers are quoted for reference purposes only.  
Our parts and accessories are not original.



**PISTONS**  
**PISTONS**

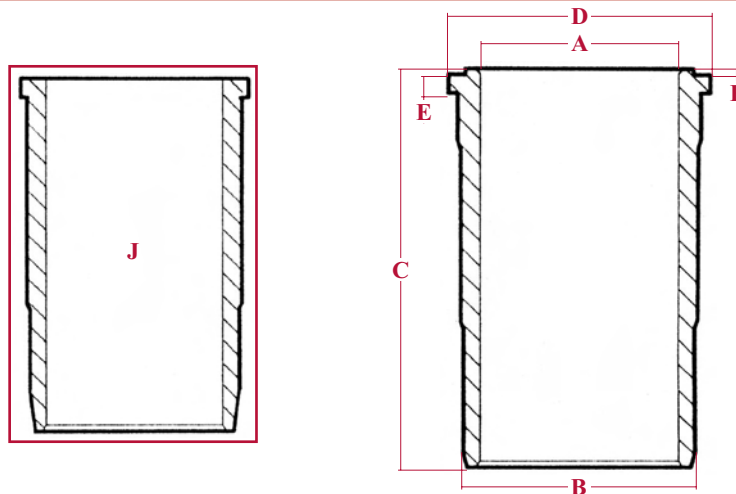
**Moteurs IH - ancienne gamme / IH engines - old range**



- A** : Hauteur de compression (mm)  
Compression height (mm)
- B** : Profondeur chambre combustion (mm)  
Combustion bowl depth (mm)
- D** : Hauteur totale (mm)  
Overall length (mm)
- E** : Diamètre de l'axe de piston (mm)  
Gudgeon pin diameter (mm)

Réf. Ref.	Moteurs Engines	Alésage Bore Ø	Type Type	Nbre segm. N° of rings	Al-fin Al-fin	A mm	B mm	D mm	E mm
25/31-111	D74	87.3	G3	5	Non / No	50.9	5.5	99	28
25/31-112	D148	87.3		5	Non / No	50.9	5.5	99	28
25/31-115	D66	82.5	G3	5	Non / No	50.9	5.5	99	28











**CHEMISES**  
**LINERS**



- A** : Alésage (mm)  
Nominal bore diameter (mm)
- B** : Diamètre extérieur (mm)  
Outside diameter (mm)
- C** : Hauteur totale (mm)  
Overall length (mm)
- D** : Diamètre colerette (mm)  
Flange diameter (mm)
- E** : Hauteur colerette (mm)  
Flange width (mm)
- F** : Hauteur lèvre de feu (mm)  
Fire lip height (mm)

Réf. Ref.	Type Type	A mm	B mm	C mm	D mm	E mm	F mm
25/31-111	J	87.3	95.25	179.4	104	5.77	-
25/31-115	J	82.5	90.4	179.5	99.3	5.79	-

**JEUX DE SEGMENTS**  
**RING SETS**

Réf. Ref.	Moteurs Engines	Alésage Bore Ø						
25/34-111	D74	87.3	 P1 2.38	 P1 2.38	 P1 2.38	 SS 4.75	 SS 4.75	
25/34-112	D66	82.5	 P1 2.38	 T1 2.38	 T1 2.38	 BE 4.75	 SS 4.75	

- BE** : Chanfreiné symétrique / Bevelled edge
- P1** : Rectangulaire / Parallel faced plain
- SS** : Normal à fentes / Standard slotted
- T1** : Portée conique / Taper faced plain

Les références des pièces sont indicatives.  
Nos pièces ne sont pas d'origine

Part numbers are quoted for reference purposes only.  
Our parts and accessories are not original.





**PISTONS, JEUX DE SEGMENTS & CHEMISES**  
**PISTONS, RING SETS & LINERS**

**Moteurs IH / IH engines**



Fig.			1	2	3	4	5
Tracteurs Tractors	Type Type	Alésage Bore	Jeu (A) Kit set (A)	Piston Piston	Jeu de segments Ring set	Chemise Liner	Joint de chem. Liner seal
<b>Moteurs 3 cylindres / 3 cylinder engines</b>							
353, 383, 385, 395, 423, 433, 440, 453, 533, 540, 3210	D155 <b>(B)</b>	98.4 mm	<b>25/31-62</b> (3218758R95)  <b>25/31-64</b> (3139586R95) AL-FIN	<b>25/33-62</b>  <b>25/33-64</b> AL-FIN	<b>25/34-62</b> (3218416R92)  <b>25/34-65</b> (3139594R91) AL-FIN  <b>25/34-60</b> (3059262R92) AL-FIN 4 segm. / 4 ring	<b>25/35-62</b> (3139587R3)	         <b>25/38-62</b> (3228344R1) Ø 5 mm  <b>25/38-63</b> (3228348R1) Ø 4.7 mm
248, 454, 464, 484, 485, 495, 523, 553, 633, 640, 2400, 3220	D179 <b>(C)</b>	98.4 mm	<b>25/31-63</b> (3218759R95)  <b>25/31-65</b> (3139591R96) AL-FIN    <b>25/31-185 (D)</b> (1806470C91) AL-FIN	<b>25/33-63</b>  <b>25/33-65</b> AL-FIN    <b>25/33-185</b> AL-FIN	<b>25/34-62</b> (3218416R92)  <b>25/34-65</b> (3139594R91) AL-FIN  <b>25/34-60</b> (3059262R92) AL-FIN 4 segm. / 4 ring  <b>25/34-65</b> (3139594R91) AL-FIN	<b>25/35-63</b> (3139592R4)	
<b>Moteurs 4 cylindres / 4 cylinder engines</b>							
B275, 276, 354	BD144	85.7 mm	<b>25/31-42</b> (751604R92)	<b>25/33-42</b> (704099R2, 3048523R1)	<b>25/34-42</b> (751607R91, 3114775R91)	<b>25/35-42</b> (704092R1)	         <b>25/38-42</b> (704100R1)
238, 374, 384, B414, 424, 434, 444	BD154	88.9 mm	<b>25/31-44</b> (3044479R94)	<b>25/33-44</b> (3044486R3)	<b>25/34-44</b> (3114778R91)	<b>25/35-44</b> (3044481R3)	
474, 584, 585, 595, 624, 644, 645, 654, 733, 740, 3230	D206 <b>(B)</b>	98.4 mm	<b>25/31-62</b> (3218758R95)  <b>25/31-64</b> (3139586R95) AL-FIN	<b>25/33-62</b>  <b>25/33-64</b> AL-FIN	<b>25/34-62</b> (3218416R92)  <b>25/34-65</b> (3139594R91) AL-FIN  <b>25/34-60</b> (3059262R92) AL-FIN 4 segm. / 4 ring	<b>25/35-62</b> (3139587R3)	         <b>25/38-62</b> (3228344R1) Ø 5 mm  <b>25/38-63</b> (3228348R1) Ø 4.7 mm

(A) Avec joints de chemise / With liner seals

(B) Course / Stroke : 111.1 mm

(C) Course / Stroke : 128.5 mm

(D) Avec pompe injection électrique (type VE) / With electrical injection pump (VE type)

Les références des pièces sont indicatives.

Nos pièces ne sont pas d'origine

Part numbers are quoted for reference purposes only.

Our parts and accessories are not original.



**PISTONS, JEUX DE SEGMENTS & CHEMISES**  
**PISTONS, RING SETS & LINERS**

**Moteurs IH / IH engines**



Fig.			1	2	3	4	5
Tracteurs Tractors	Type Type	Alésage Bore	Jeu (A) Kit set (A)	Piston Piston	Jeu de segments Ring set	Chemise Liner	Joint de chem. Liner seal
<b>Moteurs 4 cylindres / 4 cylinder engines</b>							
574, 674, 684, 685, 695, 724, 743, 744, 745, 833, 840, 940, 4210	D239 (C)	98.4 mm	<b>25/31-63</b> (3218759R95)  <b>25/31-65</b> (3139591R96) AL-FIN  <b>25/31-185 (D)</b> (1806470C91) AL-FIN	<b>25/33-63</b>  <b>25/33-65</b> AL-FIN  <b>25/33-185</b> AL-FIN	<b>25/34-62</b> (3218416R92)  <b>25/34-65</b> (3139594R91) AL-FIN  <b>25/34-60</b> (3059262R92) AL-FIN 4 segm. / 4 ring  <b>25/34-65</b> (3139594R91) AL-FIN	<b>25/35-63</b> (3139592R4)	<b>25/38-62</b> (3228344R1) Ø 5 mm  <b>25/38-63</b> (3228348R1) Ø 4.7 mm
278, 784, 785, 795, 824, 844, 4220	D246	100 mm	<b>25/31-66</b> (3218668R94)	<b>25/33-66</b>	<b>25/34-66</b> (3218669R91)	<b>25/35-66</b> (3144682R3)	
844S, 845, 884, 885, 895, 4230	D268	100 mm	<b>25/31-67</b> (3218461R95)	<b>25/33-67</b>	<b>25/34-67</b> (3144977R91)	<b>25/35-66</b> (3144682R3)	
856	DT239 (C)	98.4 mm	<b>25/31-113</b> (3144516R97) AL-FIN	<b>25/32-113</b> Avec segments With rings	<b>25/34-65</b> (3139594R91) AL-FIN	<b>25/35-63</b> (3139592R4)	
995, 4240	DT268	100 mm	<b>25/31-114</b> (3218915R95)	<b>25/32-114</b> Avec segments With rings	<b>25/34-114</b> (3218920R91) AL-FIN	<b>25/35-66</b> (3144682R3)	

(A) Avec joints de chemise / With liner seal

(B) Course / Stroke : 111.1 mm

(C) Course / Stroke : 128.5 mm

(D) Avec pompe injection électrique (type VE) / With electrical injection pump (VE type)

**Bielle moteur BD154 / Conrod for BD154 engine**



Tracteurs Tractors	Type Type	Alésage Bore	Réf. Ref.
<b>Moteurs 4 cylindres / 4 cylinder engines</b>			
238, 374, 384, B414, 424, 434, 444	BD154	88.9 mm	<b>25/25-42</b> (3061214R91)

Les références des pièces sont indicatives.  
Nos pièces ne sont pas d'origine

Part numbers are quoted for reference purposes only.  
Our parts and accessories are not original.



**PISTONS, JEUX DE SEGMENTS & CHEMISES**  
**PISTONS, RING SETS & LINERS**

**Moteurs IH / IH engines**



Fig.			1	2	3	4	5
Tracteurs Tractors	Type Type	Alésage Bore	Jeu (A) Kit set (A)	Piston Piston	Jeu de segments Ring set	Chemise Liner	Joint de chem. Liner seal
<b>Moteurs 6 cylindres / 6 cylinder engines</b>							
946, 955	D310 <b>(B)</b>	98.4 mm	<b>25/31-62</b> (3218758R95)  <b>25/31-64</b> (3139586R95) AL-FIN	<b>25/33-62</b>  <b>25/33-64</b> AL-FIN	<b>25/34-62</b> (3218416R92)  <b>25/34-65</b> (3139594R91) AL-FIN  <b>25/34-60</b> (3059262R92) AL-FIN 4 segm. / 4 ring	<b>25/35-62</b> (3139587R3)	
956, 1046, 1055, 1056	D358 <b>(C)</b>	98.4 mm	<b>25/31-63</b> (3218759R95)  <b>25/31-65</b> (3139591R96) AL-FIN  <b>25/31-185 (D)</b> (1806470C91) AL-FIN	<b>25/33-63</b>  <b>25/33-65</b> AL-FIN  <b>25/33-185</b> AL-FIN	<b>25/34-62</b> (3218416R92)  <b>25/34-65</b> (3139594R91) AL-FIN  <b>25/34-60</b> (3059262R92) AL-FIN 4 segm. / 4 ring  <b>25/34-65</b> (3139594R91) AL-FIN	<b>25/35-63</b> (3139592R4)	<b>25/38-62</b> (3228344R1) Ø 5 mm  <b>25/38-63</b> (3228348R1) Ø 4.7 mm
1246, 1255	DT358 <b>(C)</b>	98.4 mm	<b>25/31-113</b> (3144516R97) AL-FIN	<b>25/32-113</b> Avec segments With rings	<b>25/34-65</b> (3139594R91) AL-FIN		
1455	DT402	100 mm	<b>25/31-114</b> (3218915R95)	<b>25/32-114</b> Avec segments With rings	<b>25/34-114</b> (3218920R91) AL-FIN	<b>25/35-66</b> (3144682R3)	

**(A)** Avec joints de chemise / With liner seal

**(B)** Course / Stroke : 111.1 mm

**(C)** Course / Stroke : 128.5 mm

**(D)** Avec pompe injection électrique (type VE) / With electrical injection pump (VE type)

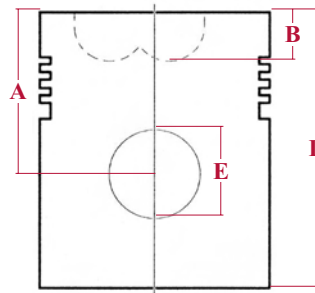
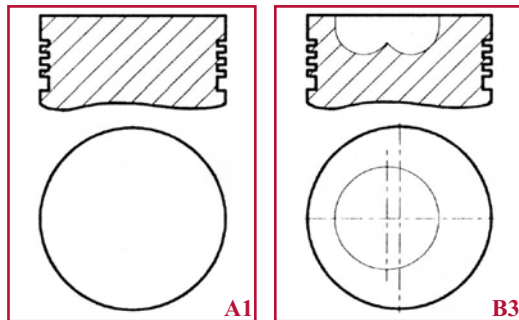
Les références des pièces sont indicatives.  
Nos pièces ne sont pas d'origine

Part numbers are quoted for reference purposes only.  
Our parts and accessories are not original.



**PISTONS**  
**PISTONS**

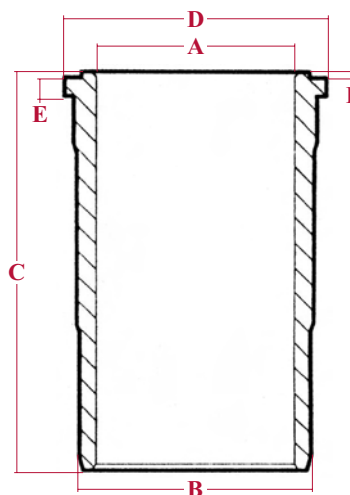
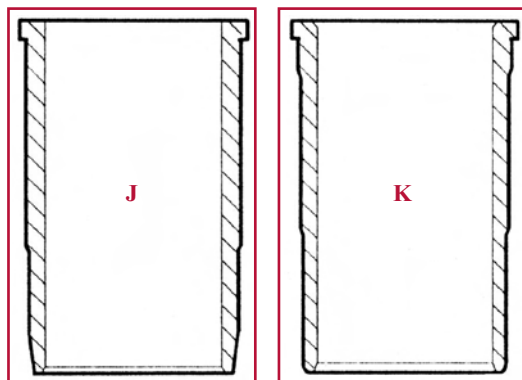
**Moteurs IH / IH engines**



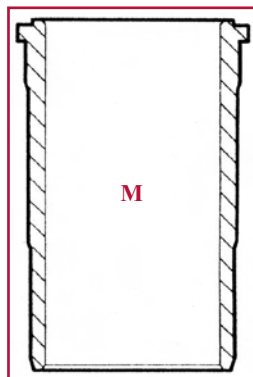
- A** : Hauteur de compression (mm)  
Compression height (mm)
- B** : Profondeur chambre combustion (mm)  
Combustion bowl depth (mm)
- D** : Hauteur totale (mm)  
Overall length (mm)
- E** : Diamètre de l'axe de piston (mm)  
Gudgeon pin diameter (mm)

Réf. Ref.	Moteurs Engines	Alésage Bore Ø	Type Type	Nbre segm. N° of rings	Al-fin Al-fin	A mm	B mm	D mm	E mm
25/33-42	BD144	85.72	A1	5	Non / No	50.95	-	98.98	28.00
25/33-44	BD154	88.90	A1	5	Non / No	50.90	-	99.00	28.00
25/33-62	D155, D206, D310	98.42	B3	3	Non / No	67.00	19.90	101.50	36.00
25/33-63	D179, D239, D358	98.42	B3	3	Non / No	67.00	24.00	101.50	36.00
25/33-64	D155, D206, D310	98.42	B3	3	Oui / Yes	67.00	19.90	107.00	36.00
25/33-65	D179, D239	98.42	B3	3	Oui / Yes	67.00	24.00	107.00	36.00
25/33-66	D246	100.00	B3	3	Non / No	67.00	22.30	107.00	36.00
25/33-67	D268	100.00	B3	3	Oui / Yes	67.00	24.00	107.00	36.00
25/32-113	DT239, DT358	98.42	B3	3	Oui / Yes	67.00	23.80	107.00	38.00
25/32-114	DT268, DT402	100.00	B3	3	Oui / Yes	64.80	24.00	107.00	38.00
25/33-185	D179, D239, D358	98.42	B3	3	Oui / Yes	67.00	22.10	107.00	36.00

**CHEMISES**  
**LINERS**



- A** : Alésage (mm)  
Nominal bore diameter (mm)
- B** : Diamètre extérieur (mm)  
Outside diameter (mm)
- C** : Hauteur totale (mm)  
Overall length (mm)
- D** : Diamètre colerette (mm)  
Flange diameter (mm)
- E** : Hauteur colerette (mm)  
Flange width (mm)
- F** : Hauteur lèvre de feu (mm)  
Fire lip height (mm)



Réf. Ref.	Type Type	A mm	B mm	C mm	D mm	E mm	F mm
25/35-42	J	85.72	93.64	179.39	101.70	5.82	-
25/35-44	K	88.90	93.65	185.73	101.70	5.82	-
25/35-62	M	98.42	110.75	201.10	119.00	7.70	1.10
25/35-63	M	98.42	110.75	216.10	119.00	7.70	1.10
25/35-66	M	100.00	110.75	216.10	119.00	7.70	1.10




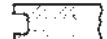

























Les références des pièces sont indicatives.  
Nos pièces ne sont pas d'origine

Part numbers are quoted for reference purposes only.  
Our parts and accessories are not original.



**JEUX DE SEGMENTS**  
**RING SETS**

**Moteurs IH / IH engines**

Réf. Ref.	Moteurs Engines	Alésage Bore Ø					
25/34-42	BD144	85.72	 CP2 2.38	 P1 2.38	 P1 2.38	 SS 4.76	 SS 4.76
25/34-44	BD154	88.90	 CP1 2.38	 P2 2.38	 P2 2.38	 SS 4.76	 SS 4.76
25/34-60	D155, D206, D310, D179, D239, D358	98.42	 MK1 3.00	 N1 3.17	 P1 3.17	 BEH 4.76	
25/34-62		98.42	 CP1 3.17	 CT2 2.38	 CBEH 4.76		
25/34-65		98.42	 CK1 3.00	 CT2 2.38	 CBEH 4.76		
25/34-66	D246	100.00	 CP1 3.17	 CT2 2.38	 CBEH 4.76		
25/34-67	D268	100.00	 CK1 3.00	 CT2 2.38	 CBEH 4.76		
25/34-114	DT268 DT402	100.00	 CK1 3.00	 CK1 3.00	 CBEH 4.76		

**BEH** : Chanfreiné symétrique avec ressort hélicoïdal / *Bevelled edge with helical coil spring*

**CBEH** : Chromé chanfreiné avec ressort hélicoïdal / *Chrome plated bevelled edge with helical coil spring*

**CP1** : Rectangulaire chromé / *Chrome plated parallel faced*

**CP2** : Rectangulaire chromé, épaulement intérieur en haut / *Chrome plated parallel faced internally stepped top*

**CK1** : Trapézoïdal bilatéral chromé / *Chrome plated keystone*

**CT2** : Portée conique chromé épaulement intérieur en haut / *Chrome plated taper faced internally stepped top*

**MK1** : Trapézoïdal bilatéral molybdène / *Molybdenum coated keystone*

**N1** : Bec d'aigle / *Napier - externally stepped bottom with single hook*

**P1** : Rectangulaire / *Parallel faced plain*

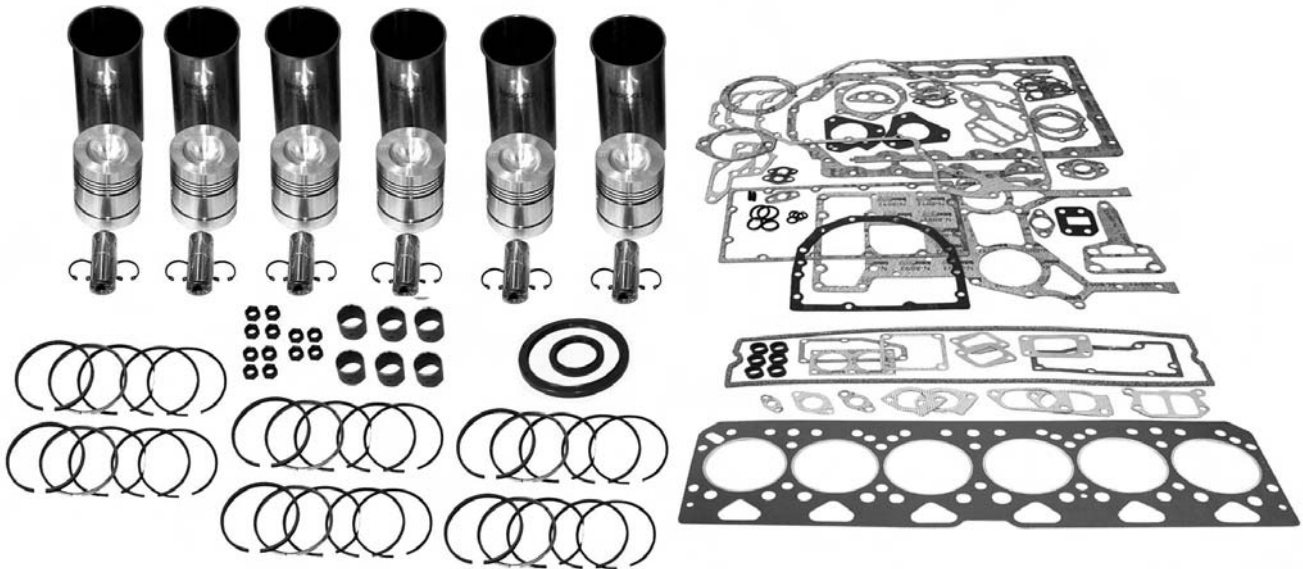
**P2** : Rectangulaire, épaulement intérieur en haut / *Parallel faced internally stepped top*

**SS** : Normal à fentes / *Standard slotted*





**JEUX DE REVISION DE MOTEUR  
OVERHAUL KITS**



Tracteurs Tractors	Moteurs Engines	Alésage Bore	Ø axe Pin Ø	Réf. Ref.
353, 383, 385, 395, 423, 433, 440, 453, 533, 540, 3210	D155	98.4 mm	36.0 mm	25/30-120
474, 584, 585, 595, 624, 644, 645, 654, 733, 740, 3230	D206			25/30-121
946, 955	D310			25/30-122
248, 454, 464, 484, 485, 495, 523, 553, 633, 640, 2400, 3220	D179			25/30-123
574, 674, 684, 685, 695, 724, 743, 744, 745, 833, 840, 940, 4210	D239			25/30-124
956, 1046, 1055, 1056	D358			25/30-125
856	DT239			25/30-126
1246, 1255	DT358			25/30-127
278, 784, 785, 795, 824, 844, 4220	D246	100.0 mm	25/30-128	
844S, 845, 884, 885, 895, 4230	D268		25/30-129	
1455	DT402		25/30-190	

Comprenant : ensembles chemises - pistons (AL-FIN) avec joints, pochette rodage, joint de carter, Boîte de "Formajoint".  
Included : kit sets (AL-FIN) with suitable sealing rings, top gasket set, sump gasket, one "Formajoint" can.

Les références des pièces sont indicatives.  
Nos pièces ne sont pas d'origine

Part numbers are quoted for reference purposes only.  
Our parts and accessories are not original.



**PISTONS, JEUX DE SEGMENTS & CHEMISES**  
**PISTONS, RING SETS & LINERS**

**Moteurs Cummins / Cummins engines**

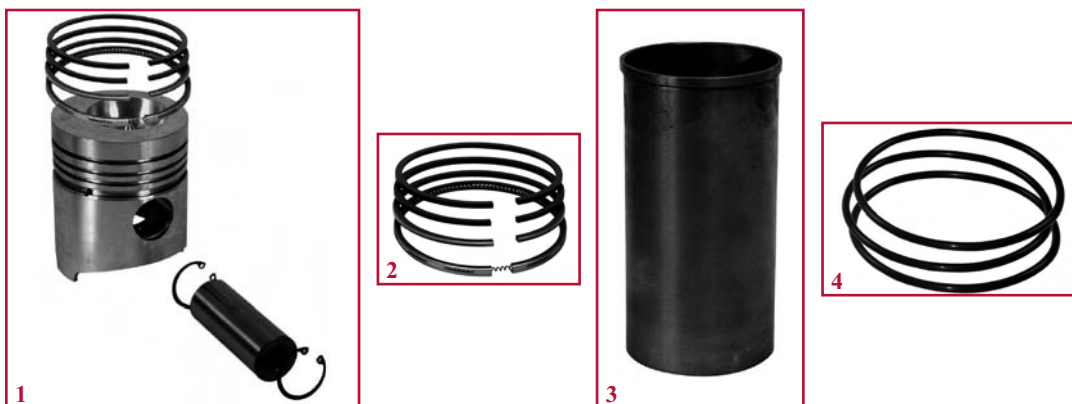


Fig.		1	2	3	4	
Tracteurs Tractors	Type Type	Alésage Bore	Piston avec segments Piston with rings	Jeu de segments Ring set	Chemise semi-finie Semi-finished liner	Joints de chemise Liner seals
<b>Moteurs 4 cylindres / 4 cylinder engines</b>						
5120, 5220	4T390	102 mm	<b>25/32-91</b> (A77733, A77730)  <b>25/32-91 A (+ 0.5 mm)</b> (A77734, A77519)  <b>25/32-91 B (+ 1.0 mm)</b> (A77735, A77520)	<b>25/34-91</b> (A77727, J802746)  <b>25/34-91 A (+ 0.5 mm)</b> (A77728, J802422)  <b>25/34-91 B (+ 1.0 mm)</b> (A77729, J802423)	<b>25/36-91</b> (J904166)  Bloc moteur à aléser <i>Only in engine block repair</i>	
<b>Moteurs 6 cylindres / 6 cylinder engines</b>						
5130, 5230	6-590	102 mm	<b>25/32-92</b> (A77410)  <b>25/32-92 A (+ 0.5 mm)</b> (A77411)  <b>25/32-92 B (+ 1.0 mm)</b> (A77412)	<b>25/34-92</b> (A77401)  <b>25/34-92 A (+ 0.5 mm)</b> (A77463)  <b>25/34-92 B (+ 1.0 mm)</b> (A77464)		
5140, 5150, 5240, 5250	6T590	102 mm	<b>25/32-91</b> (A77733, A77730)  <b>25/32-91 A (+ 0.5 mm)</b> (A77734, A77519)  <b>25/32-91 B (+ 1.0 mm)</b> (A77735, A77520)	<b>25/34-91</b> (A77727, J802746)	<b>25/36-91</b> (J904166)  Bloc moteur à aléser <i>Only in engine block repair</i>	
MX100, MX110, MX120, MX135, MX150, MX170	6T590	102 mm	<b>25/32-93</b> (J802747 + J919053 J934047)  <b>25/32-93 A (+ 0.5 mm)</b> (J802764)  <b>25/32-93 B (+ 1.0 mm)</b> (J802765)	<b>25/34-91 A (+ 0.5 mm)</b> (A77728, J802422)  <b>25/34-91 B (+ 1.0 mm)</b> (A77729, J802423)		

Les références des pièces sont indicatives.  
Nos pièces ne sont pas d'origine

Part numbers are quoted for reference purposes only.  
Our parts and accessories are not original.



**"THE RELIABLE SERVICE"**



**PISTONS, JEUX DE SEGMENTS & CHEMISES**  
**PISTONS, RING SETS & LINERS**

**Moteurs Cummins / Cummins engines**



Fig.		1	2	3	4	
Tracteurs Tractors	Type Type	Alésage Bore	Piston avec segments Piston with rings	Jeu de segments Ring set	Chemise finie Finished liner	Joint de chemise Liner seals
<b>Moteurs 6 cylindres / 6 cylinder engines</b>						
7110, 7120, 7130, 7140, 7150, 7210, 7220, 7230, 7240, 7250, 9110, 9130, 9210, 9230, 9240	6T830	114 mm	<b>25/32-283</b> (A77771) <b>Piston</b> (J901597, J934046) <b>Axe / Pin</b>	<b>25/34-283</b> (A77562, A77744, A77802, J802429)	<b>25/35-284</b> (J919937) <b>(E = 4 mm)</b>	<b>25/38-283</b> (J907177)
7210, 7220, 7230, 7240, 7250, 8910, 8920, 8930, 8940, 8950, 9310, 9330, MX180, MX200, MX220, MX240, MX255, MX270	6T830	114 mm	<b>25/32-285</b> (A77853) <b>Piston</b> (J901597, J934046) <b>Axe / Pin</b>		<b>25/35-283</b> (J907792) <b>(E = 6 mm)</b>	
			<p>Ancien bloc moteur : E = 4 mm - 0.16" Old cylinder block : E = 4 mm - 0.16"</p> <p>Nouveau bloc moteur : E = 6 mm - 0.24" New cylinder block : E = 6 mm - 0.24"</p>			
<b>Moissonneuses-batteuses / Combines</b>						
1640, 1644, 2144, 2344	6T590	102 mm		<b>25/34-91</b> (A77727, J802746)  <b>25/34-91 A (+ 0.5 mm)</b> (A77728, J802422)  <b>25/34-91 B (+ 1.0 mm)</b> (A77729, J802423)		
1660, 1666, 1670, 1680, 1688 2166 (⇒ 176199)	6T830	114 mm	<b>25/32-283</b> (A77771) <b>Piston</b> (J901597, J934046) <b>Axe / Pin</b>	<b>25/34-283</b> (A77562, A77744, A77802, J802429)	<b>25/35-284</b> (J919937) <b>(E = 4 mm)</b>	<b>25/38-283</b> (J907177)
2166 (176200 ⇒) 2188, 2365, 2366, 2388	6T830	114 mm	<b>25/32-285</b> (A77853) <b>Piston</b> (J901597, J934046) <b>Axe / Pin</b>		<b>25/35-283</b> (J907792) <b>(E = 6 mm)</b>	

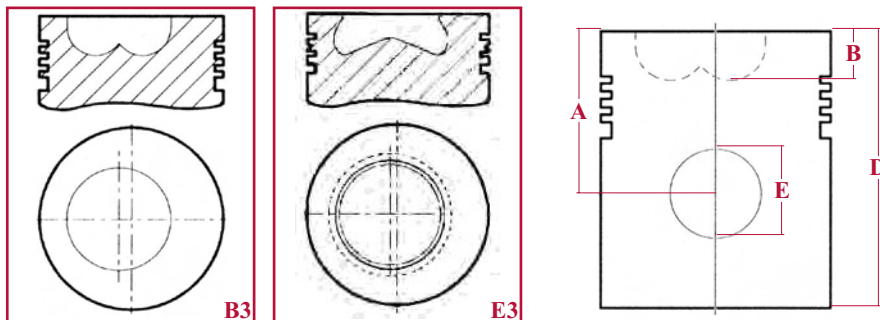
Les références des pièces sont indicatives.  
Nos pièces ne sont pas d'origine

Part numbers are quoted for reference purposes only.  
Our parts and accessories are not original.



**PISTONS**  
**PISTONS**







**Moteurs Cummins / Cummins engines**



- A** : Hauteur de compression (mm)  
Compression height (mm)
- B** : Profondeur chambre combustion (mm)  
Combustion bowl depth (mm)
- D** : Hauteur totale (mm)  
Overall length (mm)
- E** : Diamètre de l'axe de piston (mm)  
Gudgeon pin diameter (mm)

Réf. Ref.	Moteurs Engines	Alésage Bore Ø	Type Type	Nbre segm. N° of rings	Al-fin Al-fin	A mm	B mm	D mm	E mm
25/32-91	4T390, 6T390	101.80	B3	3	Oui / Yes	71.50	17.65	105.36	40.00
25/32-92	6-590	101.80	B3	3	Non / No	68.00	19.40	105.36	40.00
25/32-93	6T590	102.00	E3	3	Oui / Yes	71.78	22.00	105.60	40.00

**JEUX DE SEGMENTS**  
**RING SETS**

Réf. Ref.	Moteurs Engines	Alésage Bore Ø					
25/34-91	4T390, 6T390	101.80	 CK1 2.85	 CP3 2.34	 CBEH 3.97		
25/34-92	6-590	101.80	 CP1 2.38	 CP3 2.34	 CBEH 3.97		

- CBEH** : Chromé chanfreiné avec ressort hélicoïdal / Chrome plated bevelled edge with helical coil spring
- CP1** : Rectangulaire chromé / Chrome plated parallel faced
- CP3** : Rectangulaire chromé chanfrein intérieur en haut / Chrome plated parallel faced internally bevelled top
- CK1** : Trapézoïdal bilatéral chromé / Chrome plated keystone

Les références des pièces sont indicatives.  
Nos pièces ne sont pas d'origine

Part numbers are quoted for reference purposes only.  
Our parts and accessories are not original.



**PISTONS, JEUX DE SEGMENTS & CHEMISES**  
**PISTONS, RING SETS & LINERS**

**Moteurs MWM / MWM engines**




Fig.			1	2	3	4	5
Tracteurs Tractors	Type Type	Alésage Bore	Jeu (A) Kit set (A)	Piston + segments Piston + rings	Jeu de segments Ring set	Chemise Liner	Joint de chem. Liner seal
<b>Moteurs 3 cylindres / 3 cylinder engines</b>							
C55, C55A	D 226-B 3	105	25/31-278	25/32-278 (130142030703, 130142030701)	25/34-278 (130100030708)	25/35-278 (130100040723)	25/37-278 (2x130100041001 + 2x130100041002)
C64, C64A, C70A CS68, CS75 (⇒ 12/98)	TD 226-B 3	105	25/31-279	25/32-279 (130182030702, 130182030705)			
<b>Moteurs 4 cylindres / 4 cylinder engines</b>							
CS78, CS86, CS94 (⇒ 12/98)	TD 226-B 4	105	25/31-279	25/32-279 (130182030702, 130182030705)	25/34-278 (130100030708)	25/35-278 (130100040723)	25/37-278 (2x130100041001 + 2x130100041002)

(A) Avec joints de chemise / With liner seal

Les références des pièces sont indicatives.  
Nos pièces ne sont pas d'origine

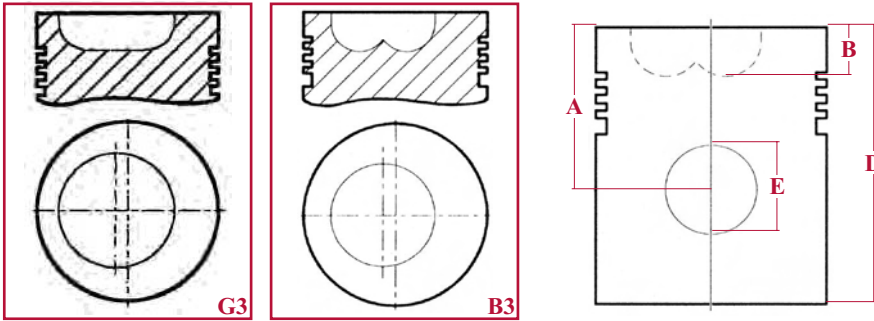
Part numbers are quoted for reference purposes only.  
Our parts and accessories are not original.





**PISTONS**  
**PISTONS**

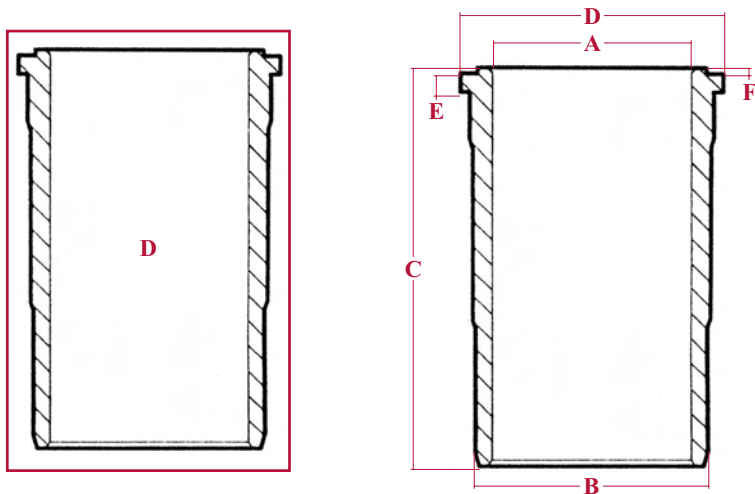
**Moteurs MWM / MWM engines**



- A** : Hauteur de compression (mm)  
Compression height (mm)
- B** : Profondeur chambre combustion (mm)  
Combustion bowl depth (mm)
- D** : Hauteur totale (mm)  
Overall length (mm)
- E** : Diamètre de l'axe de piston (mm)  
Gudgeon pin diameter (mm)

Réf. Ref.	Moteurs Engines	Alésage Bore Ø	Type Type	Nbre segm. N° of rings	Al-fin Al-fin	A mm	B mm	D mm	E mm
25/32-278	D 226-B 3	105	G3	3	Oui / Yes	66.4	20.8	102.4	35
25/32-279	TD 226-B 3 TD 226-B 4	105	B3	3	Oui / Yes	66.4	21.7	102.4	35





**CHEMISES**  
**LINERS**



- A** : Alésage (mm)  
Nominal bore diameter (mm)
- B** : Diamètre extérieur (mm)  
Outside diameter (mm)
- C** : Hauteur totale (mm)  
Overall length (mm)
- D** : Diamètre colerette (mm)  
Flange diameter (mm)
- E** : Hauteur colerette (mm)  
Flange width (mm)
- F** : Hauteur lèvre de feu (mm)  
Fire lip height (mm)

Réf. Ref.	Type Type	A mm	B mm	C mm	D mm	E mm	F mm
25/35-278	D	105	115	213	123	8	1

**JEUX DE SEGMENTS**  
**RING SETS**

Réf. Ref.	Moteurs Engines	Alésage Bore Ø					
25/34-278	D 226-B 3 TD 226-B 3 TD 226-B 4	105 mm	 CK1 3.00	 P3 2.00	 N1 2.00	 CBEH 4.00	

**CBEH** : Chromé chanfreiné avec ressort hélicoïdal / Chrome plated bevelled edge with helical coil spring

**CK1** : Trapézoïdal bilatéral chromé / Chrome plated keystone

**N1** : Bec d'aigle / Napier - externally stepped bottom with single hook

**P3** : Rectangulaire chanfrein intérieur en haut / Parallel faced internally bevelled top

Les références des pièces sont indicatives.  
Nos pièces ne sont pas d'origine

Part numbers are quoted for reference purposes only.  
Our parts and accessories are not original.



**PISTONS, JEUX DE SEGMENTS & CHEMISES**  
**PISTONS, RING SETS & LINERS**

**Moteurs Sisu / Sisu engines**




Fig.		1	2	3	4	
Tracteurs Tractors	Type Type	Alésage Bore	Piston avec segments Piston with rings	Jeu de segments Ring set	Chemise Liner	Joint de chem. Liner seal
<b>Moteurs 3 cylindres / 3 cylinder engines</b>						
CS68, CS75 (1/99 ⇒)	320D	108 mm	<b>25/32-275</b> (354138A1)	<b>25/34-275</b> (132000030702)	<b>25/35-275</b> (162000040704, 162000040763, 836647420)	<b>25/37-275</b> (2 x 162000040705 836647502 + 1 x 162000040706 836647503)
<b>Moteurs 4 cylindres / 4 cylinder engines</b>						
CS78, CS86, CS94 (1/99 ⇒)	420D	108 mm	<b>25/32-275</b> (354138A1)	<b>25/34-275</b> (132000030702)	<b>25/35-275</b> (162000040704, 162000040763, 836647420)	<b>25/37-275</b> (2 x 162000040705 836647502 + 1 x 162000040706 836647503)
CS100, CS110			<b>25/32-276</b> (162000030700, 836640073)	<b>25/34-276</b> (162000030701, 836640078)		
<b>Moteurs 6 cylindres / 6 cylinder engines</b>						
CS120 CS130 (0075001 ⇒) CVX120, CVX130, CVX1135, CVX1145	620D	108 mm	<b>25/32-275</b> (354138A1)	<b>25/34-275</b> (132000030702)	<b>25/35-275</b> (162000040704, 162000040763, 836647420)	<b>25/37-275</b> (2 x 162000040705 836647502 + 1 x 162000040706 836647503)
CS130 (⇒ 0015200) CS150, CVX150, CVX170			<b>25/32-276</b> (162000030700, 836640073)	<b>25/34-276</b> (162000030701, 836640078)		
CVX1155, CVX1170, CVX1190			<b>25/32-277</b> (162000030730)			

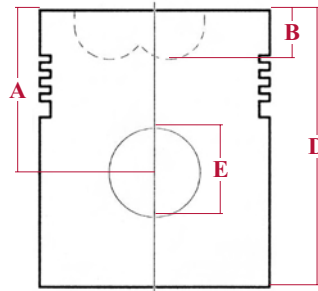
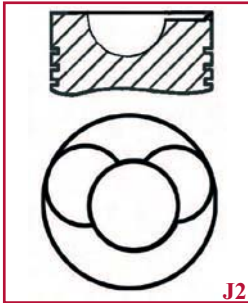
Les références des pièces sont indicatives.  
Nos pièces ne sont pas d'origine

Part numbers are quoted for reference purposes only.  
Our parts and accessories are not original.



**PISTONS**  
**PISTONS**

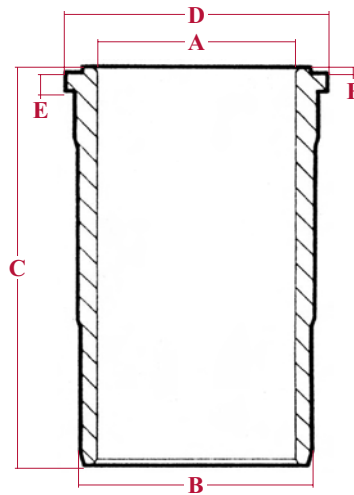
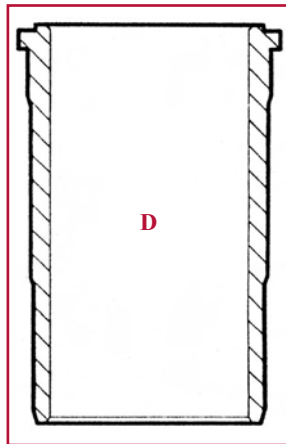
**Moteurs Sisu / Sisu engines**



- A** : Hauteur de compression (mm)  
Compression height (mm)
- B** : Profondeur chambre combustion (mm)  
Combustion bowl depth (mm)
- D** : Hauteur totale (mm)  
Overall length (mm)
- E** : Diamètre de l'axe de piston (mm)  
Gudgeon pin diameter (mm)

Réf. Ref.	Moteurs Engines	Alésage Bore Ø	Type Type	Nbre segm. N° of rings	Al-fin Al-fin	A mm	B mm	D mm	E mm
25/32-275	320D, 420D, 620D	108 mm	J2	3	Non / No	70.70	17.95	106.68	40.00
25/32-276	420D, 620D		J2	3	Oui / Yes	70.48	18.72	106.68	40.00


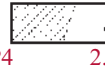




**CHEMISES**  
**LINERS**



- A** : Alésage (mm)  
Nominal bore diameter (mm)
- B** : Diamètre extérieur (mm)  
Outside diameter (mm)
- C** : Hauteur totale (mm)  
Overall length (mm)
- D** : Diamètre colerette (mm)  
Flange diameter (mm)
- E** : Hauteur colerette (mm)  
Flange width (mm)
- F** : Hauteur lèvre de feu (mm)  
Fire lip height (mm)

Réf. Ref.	Type Type	A mm	B mm	C mm	D mm	E mm	F mm
25/35-275	D	107.80	117.08	218.00	131.72	9.06	0.98

**JEUX DE SEGMENTS**  
**RING SETS**

Réf. Ref.	Moteurs Engines	Alésage Bore Ø					
25/34-275	320D, 420D, 620D	108 mm	 CP1 2.50	 P4 2.45	 CBEH 4.00		
25/34-276	420D, 620D	108 mm	 CK1 3.00	 P1 2.50	 CBEH 4.00		

**CBEH** : Chromé chanfreiné avec ressort hélicoïdal / Chrome plated bevelled edge with helical coil spring

**CP1** : Rectangulaire chromé / Chrome plated parallel faced

**CK1** : Trapézoïdal bilatéral chromé / Chrome plated keystone

**P1** : Rectangulaire / Parallel faced plain

**P4** : Trapézoïdal rectangulaire / Parallel faced

Les références des pièces sont indicatives.  
Nos pièces ne sont pas d'origine

Part numbers are quoted for reference purposes only.  
Our parts and accessories are not original.



**PISTONS, JEUX DE SEGMENTS & CHEMISES**  
**PISTONS, RING SETS & LINERS**

**Moteurs Perkins / Perkins engines**



Fig.			1	2	3	4
Tracteurs Tractors	Type Type	Alésage Bore	Jeu Kit set	Piston Piston	Jeu de segments Ring set	Chemise Liner
<b>Moteurs 3 cylindres / 3 cylinder engines</b>						
C50, CS48, CS52, CX50	903.27	95 mm	25/31-272	25/33-272 (A) (356695A1, 130300030711)	25/34-272 (296244A1, 130300030720)	25/36-272 (C) (296157A1, 130300040725)
C60, CS58, CS63, CX60	903.27T	95 mm	25/31-273	25/33-273 (B) (130300030721)	25/34-273 (296641A1, 130300030723)	
<b>Moteurs 4 cylindres / 4 cylinder engines</b>						
475	A4.212	98.48 mm	25/31-61	25/33-61 (3118170R91)	25/34-61 (3118131R1)	25/35-61 (D) (796227R1)
C80, C90, CX80, CX90, CX100, MX80C, MX90C, MX100C	1004.4T	100 mm	25/31-274 (D)	25/33-274 (314399A1)	25/34-100 (293181A1)	25/35-274 (D) (314649A1, 3135X062)  25/36-274 (C) (293041A1)

- (A) Piston qualité supérieure, remplace 410904A1, 296259A1, 130300030712  
*High grade piston, replace 410904A1, 296259A1, 130300030712*
- (B) Piston qualité supérieure, remplace 296640A1, 130300030722  
*High grade piston, replace 296640A1, 130300030722*
- (C) Chemise semi-finie / *Semi-finished liner*
- (D) Chemise finie / *Finished liner*

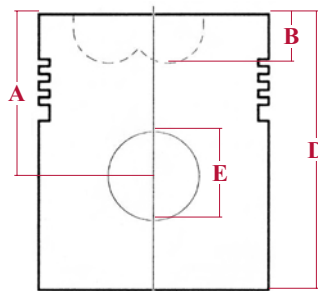
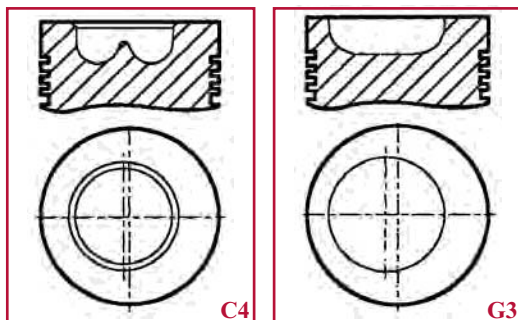
Les références des pièces sont indicatives.  
Nos pièces ne sont pas d'origine

Part numbers are quoted for reference purposes only.  
Our parts and accessories are not original.



**PISTONS**  
**PISTONS**

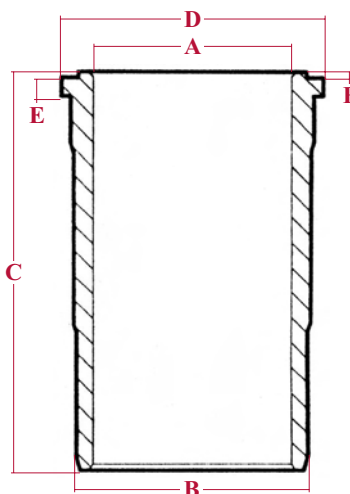
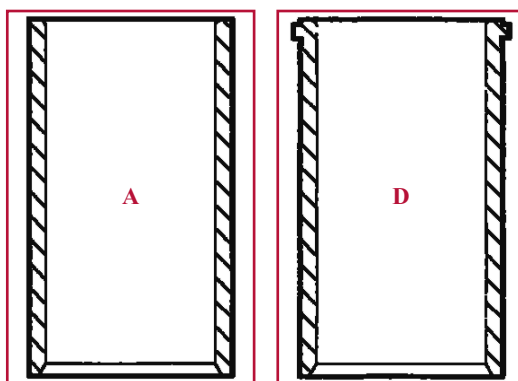
**Moteurs Perkins / Perkins engines**



- A** : Hauteur de compression (mm)  
Compression height (mm)
- B** : Profondeur chambre combustion (mm)  
Combustion bowl depth (mm)
- D** : Hauteur totale (mm)  
Overall length (mm)
- E** : Diamètre de l'axe de piston (mm)  
Gudgeon pin diameter (mm)

Réf. Ref.	Moteurs Engines	Alésage Bore Ø	Type Type	Nbre segm. N° of rings	Al-fin Al-fin	A mm	B mm	D mm	E mm
25/33-61	A4.212	98.48 mm	G3	3	Non / No	76.53	19.57	116.13	34.92
25/33-272	903.27	94.30 mm	C4	3	Non / No	63.36	20.45	99.76	31.72
25/33-273	903.27T	94.31 mm	C4	3	Oui / Yes	63.02	21.00	99.65	31.80
25/33-274	1004.4T	100.00 mm	C4	3	Oui / Yes	70.32	21.50	108.26	39.69

**CHEMISES**  
**LINERS**



- A** : Alésage (mm)  
Nominal bore diameter (mm)
- B** : Diamètre extérieur (mm)  
Outside diameter (mm)
- C** : Hauteur totale (mm)  
Overall length (mm)
- D** : Diamètre colerette (mm)  
Flange diameter (mm)
- E** : Hauteur colerette (mm)  
Flange width (mm)
- F** : Hauteur lèvre de feu (mm)  
Fire lip height (mm)

Réf. Ref.	Type Type	A mm	B mm	C mm	D mm	E mm	F mm
<b>Chemises finies / Fully-finished liners</b>							
25/35-61	D	98.48	103.19	227.28	106.45	3.86	0.89
25/35-274	D	100.00	104.11	228.00	107.34	3.90	0.89
<b>Chemises semi-finies / Semi-finished liners</b>							
25/36-272	A	93.55	96.70	215.00	-	-	-
25/36-274	D	99.08	104.11	228.00	107.34	3.91	0.98

Les références des pièces sont indicatives.  
Nos pièces ne sont pas d'origine













Part numbers are quoted for reference purposes only.  
Our parts and accessories are not original.





**JEUX DE SEGMENTS**  
**RING SETS**

**Moteurs Perkins / Perkins engines**

Réf. Ref.	Moteurs Engines	Alésage Bore Ø					
25/34-61	A4.212	98.48 mm	 CP1 2.38	 CP2 2.38	 CBEH 6.35		
25/34-100	1004.4T	100.00 mm	 CK1 3.50	 TN1 2.50	 CBEH 3.50		
25/34-272	903.27	95.00 mm	 CK1 3.00	 T5 2.00	 CBEH 4.00		
25/34-273	903.27T	95.00 mm	 CT1 2.50	 T5 2.00	 CBEH 4.00		

**CBEH** : Chromé chanfreiné avec ressort hélicoïdal / *Chrome plated bevelled edge with helical coil spring*

**CP1** : Rectangulaire chromé / *Chrome plated parallel faced*

**CP2** : Rectangulaire chromé, épaulement intérieur en haut / *Chrome plated parallel faced internally stepped top*

**CK1** : Trapézoïdal bilatéral chromé / *Chrome plated keystone*

**CT1** : Portée conique chromé / *Chrome plated taper faced*

**TN1** : Bec d'aigle portée conique / *Taper facied napier*

**T5** : Portée conique épaulement / *Taper component*



**PISTONS, JEUX DE SEGMENTS & CHEMISES**  
**PISTONS, RING SETS & LINERS**

**Moteurs Iveco / Iveco engines**



Fig.			1	2	3
Tracteurs Tractors	Moteurs Engines	Alésage Bore	Piston Piston	Jeu de segments Ring set	Chemise semi-finie Semi-finished liner
<b>Moteurs 3 cylindres / 3 cylinder engines</b>					
AVJ55, JX55	8035.06	100 mm	<b>25/33-270</b> (1940174)	<b>25/34-270</b> (1940172)	<b>25/36-270</b> (4770654)
AVJ60, JX60, JX65, JX70, JX1060C, JX1070C, JX1075C, VJ60	8035.05	104 mm	<b>25/33-271</b> (1931002, 1931021, 1931202, 1931206)	<b>25/34-271</b> (1931000, 1931019, 1931200, 1931204)	<b>25/36-271</b> (4770623)
<b>Moteurs 4 cylindres / 4 cylinder engines</b>					
AVJ70, JX70U, JX75, VJ70	8045.06	100 mm	<b>25/33-270</b> (1940174)	<b>25/34-270</b> (1940172)	<b>25/36-270</b> (4770654)
JX80, JX80U, JX85, JX90, JX90U, JX95, JX100U, VJ80	8045.05	104 mm	<b>25/33-271</b> (1931002, 1931021, 1931202, 1931206)	<b>25/34-271</b> (1931000, 1931019, 1931200, 1931204)	<b>25/36-271</b> (4770623)

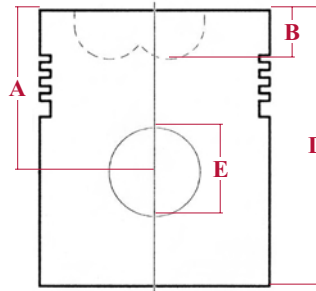
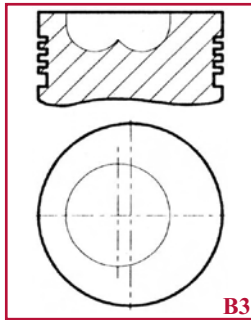
Les références des pièces sont indicatives.  
Nos pièces ne sont pas d'origine

Part numbers are quoted for reference purposes only.  
Our parts and accessories are not original.



**PISTONS**  
*PISTONS*

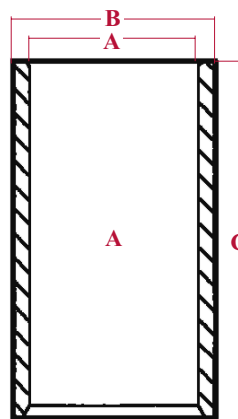
**Moteurs Iveco / Iveco engines**



- A** : Hauteur de compression (mm)  
*Compression height (mm)*
- B** : Profondeur chambre combustion (mm)  
*Combustion bowl depth (mm)*
- D** : Hauteur totale (mm)  
*Overall length (mm)*
- E** : Diamètre de l'axe de piston (mm)  
*Gudgeon pin diameter (mm)*

Réf. Ref.	Moteurs Engines	Alésage Bore Ø	Type Type	Nbre segm. N° of rings	Al-fin Al-fin	A mm	B mm	D mm	E mm
25/33-270	8035.06 8045.06	100 mm	B3	3	Non / No	65.15	22.70	108.50	38.00
25/33-271	8035.05 8045.05	104 mm	B3	3	Oui / Yes	65.15	22.50	108.50	38.00







**CHEMISES**  
*LINERS*



- A** : Alésage (mm)  
*Nominal bore diameter (mm)*
- B** : Diamètre extérieur (mm)  
*Outside diameter (mm)*
- C** : Hauteur totale (mm)  
*Overall length (mm)*

Réf. Ref.	Type Type	A mm	B mm	C mm
25/36-270	A	100.00	103.06	196.00
25/36-271	A	104.00	107.10	198.00

**JEUX DE SEGMENTS**  
*RING SETS*

Réf. Ref.	Moteurs Engines	Alésage Bore Ø				
25/34-270	8035.06 8045.06	100 mm	 CP1 2.5	 N1 2.5	 CBEH 4.0	
25/34-271	8035.05 8045.05	104 mm	 CP1 2.5	 N1 2.5	 CBEH 4.0	

**CBEH** : Chromé chanfreiné avec ressort hélicoïdal / *Chrome plated bevelled edge with helical coil spring*

**CP1** : Rectangulaire chromé / *Chrome plated parallel faced*

**N1** : Bec d'aigle / *Napier - externally stepped bottom with single hook*

Les références des pièces sont indicatives.  
Nos pièces ne sont pas d'origine

Part numbers are quoted for reference purposes only.  
Our parts and accessories are not original.



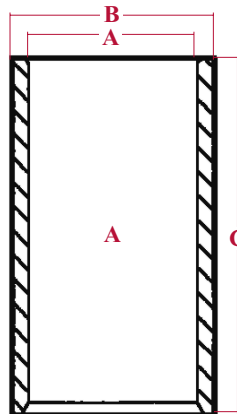
**PISTONS, JEUX DE SEGMENTS & CHEMISES**  
**PISTONS, RING SETS & LINERS**

**Moteurs Ford / Ford engines**



Fig.			1	2
Tracteurs Tractors	Moteur Engine	Alésage Bore	Jeu de segments Ring set	Chemise Liner
<b>Moteurs 6 cylindres / 6 cylinder engines</b>				
MXM120, MXM130, MXM135, MXM140, MXM150, MXM155, MXM165, MXM175, MXM180, MXM190	675/TA	111.76 mm	<b>25/34-280</b> (87802835)	<b>25/36-280</b> (83998292) Semi-finie Semi-finished




**CHEMISE**  
**LINER**



- A :** Alésage (mm)  
Nominal bore diameter (mm)
- B :** Diamètre extérieur (mm)  
Outside diameter (mm)
- C :** Hauteur totale (mm)  
Overall length (mm)

Réf. Ref.	Type Type	A mm	B mm	C mm
25/36-280	A	111.76	114.40	205.60

**JEU DE SEGMENTS**  
**RING SETS**

Réf. Ref.	Moteur Engine	Alésage Bore Ø					
25/34-280	675/TA	111.76	 CK3 3.00	 N1 2.36	 CBEH 2.95		

**CBEH :** Chromé chanfreiné avec ressort hélicoïdal / Chrome plated bevelled edge with helical coil spring

**CK3 :** Trapézoïdal bilatéral chanfreiné / Chrome plated keystone internally bevelled top

**N1 :** Bec d'aigle / Napier - externally stepped bottom with single hook

Les références des pièces sont indicatives.  
Nos pièces ne sont pas d'origine

Part numbers are quoted for reference purposes only.  
Our parts and accessories are not original.



**PISTONS, JEUX DE SEGMENTS & CHEMISES**  
**PISTONS, RING SETS & LINERS**

**Moteurs Same / Same engines**




Fig.			1	2	3	4	5
Tracteurs Tractors	Type Type	Alésage Bore	Jeu (A) Kit set (A)	Piston + segments Piston + rings	Jeu de segments Ring set	Chemise Liner	Joint de chem. Liner seal
<b>Moteurs 3 cylindres / 3 cylinder engines</b>							
2120, 2130, 2120 PRO, 2130 PRO	1000.3A	105 mm	<b>25/31-281</b>	<b>25/32-281</b> (1966438C1)	<b>25/34-281</b> (1966437C1)	<b>25/35-281</b> (124439A1)	<b>25/38-281</b> (124442A1)
PJ55, PJN55, PJV55	1000.3A	105 mm	<b>25/31-282</b>	<b>25/32-282</b> (440009A1)			
<b>Moteurs 4 cylindres / 4 cylinder engines</b>							
2140, 2150, 2140 PRO, 2150 PRO	1000.4A	105 mm	<b>25/31-281</b>	<b>25/32-281</b> (1966438C1)	<b>25/34-281</b> (1966437C1)	<b>25/35-281</b> (124439A1)	<b>25/38-281</b> (124442A1)
PJ65, PJN65, PJV65, PJ75, PJN75, PJV75	1000.4A	105 mm	<b>25/31-282</b>	<b>25/32-282</b> (440009A1)			

(A) Avec joints de chemise / With liner seal

Les références des pièces sont indicatives.  
Nos pièces ne sont pas d'origine

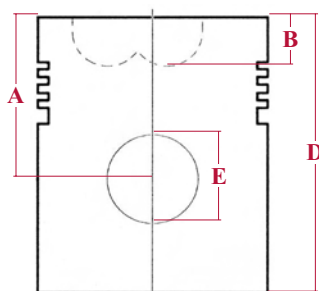
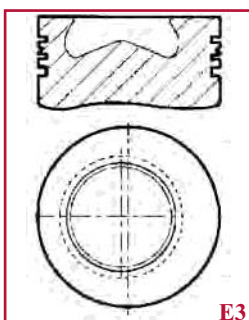
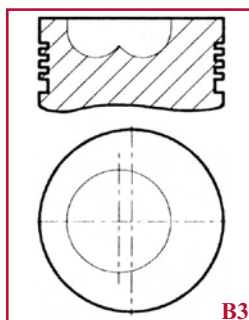
Part numbers are quoted for reference purposes only.  
Our parts and accessories are not original.





**PISTONS**  
**PISTONS**

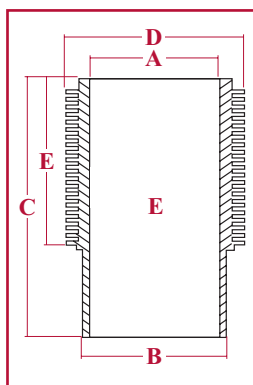
**Moteurs Same / Same engines**



- A** : Hauteur de compression (mm)  
Compression height (mm)
- B** : Profondeur chambre combustion (mm)  
Combustion bowl depth (mm)
- D** : Hauteur totale (mm)  
Overall length (mm)
- E** : Diamètre de l'axe de piston (mm)  
Gudgeon pin diameter (mm)

Réf. Ref.	Moteurs Engines	Alésage Bore Ø	Type Type	Nbre segm. N° of rings	Al-fin Al-fin	A mm	B mm	D mm	E mm
25/32-281	1000.3A 1000.4A	105.00	B3	3	Non / No	57.25	19.55	97.25	35.00
25/32-282	1000.3A 1000.4A	105.00	E3	3	Non / No	57.25	19.25	97.10	35.00




**CHEMISE**  
**LINER**



- A** : Alésage (mm)  
Nominal bore diameter (mm)
- B** : Diamètre extérieur (mm)  
Outside diameter (mm)
- C** : Hauteur totale (mm)  
Overall length (mm)
- D** : Diamètre colerette (mm)  
Flange diameter (mm)
- E** : Hauteur des ailettes  
Fin height (mm)

Réf. Ref.	Type Type	A mm	B mm	C mm	D mm	E mm	F mm
25/35-281	E	105.00	119.80	194.40	144.00	67.00	-

**JEU DE SEGMENTS**  
**RING SETS**

Réf. Ref.	Moteurs Engines	Alésage Bore Ø					
25/34-281	1000.3A 1000.4A	105.00	 P2 2.95	 P1 2.45	 CBEH 4.00		

Les références des pièces sont indicatives.  
Nos pièces ne sont pas d'origine

Part numbers are quoted for reference purposes only.  
Our parts and accessories are not original.



**SOUPAPES ET PIÈCES CONNEXES  
CYLINDER HEAD PARTS**

**Moteurs IH - ancienne gamme / IH engines - old range**



Fig.		1	2	3
Tracteurs Tractors	Moteur Engine	Soupape d'admission Inlet valve	Soupape d'échappement Exhaust valve	Clavettes Cotter
<i>Moteurs 2 cylindres / 2 cylinder engines</i>				
D212, D214, D215	D66	<b>25/42-72</b> (713384R2)	<b>25/43-72</b> (713385R2)	<b>25/46-72</b> (713386R1, 713991R91)
D217, D219	D74	Ø 36 mm - L = 148 mm	Ø 32 mm - L = 148 mm	
<i>Moteurs 3 cylindres / 3 cylinder engines</i>				
D320, D322	D99	<b>25/42-72</b> (713384R2)	<b>25/43-72</b> (713385R2)	<b>25/46-72</b> (713386R1, 713991R91)
D324, D326	D111	Ø 36 mm - L = 148 mm	Ø 32 mm - L = 148 mm	
<i>Moteurs 4 cylindres / 4 cylinder engines</i>				
D430, D432, D440	D132	<b>25/42-72</b> (713384R2)	<b>25/43-72</b> (713385R2)	<b>25/46-72</b> (713386R1, 713991R91)
D436, D438, D439	D148	<b>25/42-73</b> (717374R1)	<b>25/43-73</b> (717375R1)	
		Ø 36 mm - L = 152 mm	Ø 32 mm - L = 152 mm	

Les références des pièces sont indicatives.  
Nos pièces ne sont pas d'origine

Part numbers are quoted for reference purposes only.  
Our parts and accessories are not original.



**SOUPAPES ET PIECES CONNEXES  
CYLINDER HEAD PARTS**

**Moteurs IH / IH engines**



Fig.		1	2	3	4
Tracteurs Tractors	Moteur Engine	Guide admission Inlet guide	Guide échappement Exhaust guide	Soupape d'admission Inlet valve	Soupape d'échappement Exhaust valve
<b>Moteurs 3 cylindres / 3 cylinder engines</b>					
353, 383, 385, 395, 423, 433, 440, 453, 533, 540, 3210	D155	<b>25/41-16</b> (3055022R2)	<b>25/41-16</b> (3055022R2)	<b>25/42-23</b> (3055055R2)	<b>25/43-23</b> (3055056R2)
248, 454, 464, 484, 485, 495, 523, 553, 633, 640, 2400, 3220	D179				
<b>Moteurs 4 cylindres / 4 cylinder engines</b>					
B275, 276, 354	BD144	<b>25/41-12</b> (704455R1)	<b>25/41-13</b> (704456R2)	<b>25/42-21</b> (3040361R1)	<b>25/43-21</b> (3043825R1)
238, 374, 384, B414, 424, 434, 444	BD154	<b>25/41-14</b> (3044492R1)	<b>25/41-15</b> (3044493R2)		
474, 584, 585, 595, 624, 644, 645, 654, 733, 740, 3230	D206	<b>25/41-16</b> (3055022R2)	<b>25/41-16</b> (3055022R2)	<b>25/42-23</b> (3055055R2)	<b>25/43-23</b> (3055056R2)
574, 674, 684, 685, 695, 724, 743, 744, 745, 833, 840, 940, 4210	D239				
278, 784, 785, 795, 824, 844, 4220	D246				
844S, 845, 884, 885, 895, 4230	D268				
<b>Moteurs 6 cylindres / 6 cylinder engines</b>					
946, 955	D310	<b>25/41-16</b> (3055022R2)	<b>25/41-16</b> (3055022R2)	<b>25/42-23</b> (3055055R2)	<b>25/43-23</b> (3055056R2)
956, 1046, 1055, 1056	D358				
1255	DT358			<b>25/42-23</b> (3055055R2)	<b>25/43-25</b> (3136915R2)
1455	DT402				

Tracteurs Tractors	Moteur Engine	Réf. Ref.	Description Description	Illustration Illustration
<b>Moteurs 4 cylindres / 4 cylinder engines</b>				
238, 374, 384, B414, 424, 434, 444	BD154	<b>25/40-43</b> (3044490R91)	Culasse complète Complete cylinder head	
		<b>25/6302-42</b> (708331R1)	Goujon court Short cyl. head bolt	
		<b>25/6302-43</b> (708332R1)	Goujon long Long cyl. head bolt	
		<b>25/80-42</b> (3063934R4)	Arbre à came Camshaft	

Les références des pièces sont indicatives.  
Nos pièces ne sont pas d'origine

Part numbers are quoted for reference purposes only.  
Our parts and accessories are not original.



**SOUPAPES ET PIÈCES CONNEXES  
CYLINDER HEAD PARTS**

**Moteurs IH / IH engines**



Fig.		1	2	3	4	5	6
Tracteurs Tractors	Moteur Engine	Ressort admis. Inlet spring	Ressort échap. Exhaust spring	Clavettes Cotter	Joint Seal	Siège Valve insert	Cuvette Insert
<b>Moteurs 3 cylindres / 3 cylinder engines</b>							
353, 383, 385, 395, 423, 433, 440, 453, 533, 540, 3210	D155	25/45-15 (3055060R1)	25/45-15 (3055060R1)	25/46-15 (3055057R91)	25/47-6 (3218399R1) par / by 6	25/48-15 (3132362R1)	25/49-15 (3055059R91)
248, 454, 464, 484, 485, 495, 523, 553, 633, 640, 2400, 3220	D179						
<b>Moteurs 4 cylindres / 4 cylinder engines</b>							
B275, 276, 354	BD144	25/45-12 (710347R2)	25/45-12 (710347R2)				
238, 374, 384, B414, 424, 434, 444	BD154	25/44-13 (3044239R1)	25/45-13 (3044240R1)				
474, 584, 585, 595, 624, 644, 645, 654, 733, 740, 3230	D206	25/45-15 (3055060R1)	25/45-15 (3055060R1)	25/46-15 (3055057R91)	25/47-6 (3218399R1) par / by 6	25/48-15 (3132362R1)	25/49-15 (3055059R91)
574, 674, 684, 685, 695, 724, 743, 744, 745, 833, 840, 940, 4210	D239						
278, 784, 785, 795, 824, 844, 4220	D246						
844S, 845, 884, 885, 895, 4230	D268						
<b>Moteurs 6 cylindres / 6 cylinder engines</b>							
946, 955	D310	25/45-15 (3055060R1)	25/45-15 (3055060R1)	25/46-15 (3055057R91)	25/47-6 (3218399R1) par / by 6	25/48-15 (3132362R1)	25/49-15 (3055059R91)
956, 1046, 1055, 1056	D358						
1255	DT358						
1455	DT402						

Les références des pièces sont indicatives.  
Nos pièces ne sont pas d'origine

Part numbers are quoted for reference purposes only.  
Our parts and accessories are not original.



**SOUPAPES ET PIECES CONNEXES  
CYLINDER HEAD PARTS**

**Moteurs Cummins / Cummins engines**



Fig.		1	2	3	4	5	6
Tracteurs Tractors	Moteur Engine	Guide soupape Valve guide	Soup. d'admis. Inlet valve	Soup. d'échap. Exhaust valve	Ressort de soup. Valve spring	Clavettes Cotter	Joint Seal
<b>Moteurs 4 cylindres / 4 cylinder engines</b>							
5120, 5220	4T390		25/42-64 (J920867, J901117)	25/43-64 (J920868, J901607)		25/46-64 (J900250)	25/47-68 (J921640, J901097)
<b>Moteurs 6 cylindres / 6 cylinder engines</b>							
5130, 5230	6-590						
5140, 5150, 5240, 5250, MX100, MX110, MX120, MX135, MX150, MX170	6T590		25/42-64 (J920867, J901117)	25/43-64 (J920868, J901607)		25/46-64 (J900250)	25/47-68 (J921640, J901097)
7110, 7120, 7130, 7140, 7150, 7210, 7220, 7230, 7240, 7250, 8910, 8920, 8930, 8940, 8950, 9110, 9130, 9210, 9230, 9240, 9310, 9330, MX180, MX200, MX210, MX220, MX230, MX240	6T830	25/41-78 (J901187, J923564)	25/42-78 (J902253, J915506, J924492)	25/43-78 (J902254, J921444)	25/45-78 (J906412, J991085)	25/46-78 (J901177)	25/47-78 (J915707)
<b>Moissoneuses-batteuses / Combines</b>							
1660, 1666, 1670, 1680, 1688, 2166, 2188, 2365, 2366, 2388, CF60, CF70, CF80	6T830	25/41-78 (J901187, J923564)	25/42-78 (J902253, J915506, J924492)	25/43-78 (J902254, J921444)	25/45-78 (J906412, J991085)	25/46-78 (J901177)	25/47-78 (J915707)

Les références des pièces sont indicatives.  
Nos pièces ne sont pas d'origine

Part numbers are quoted for reference purposes only.  
Our parts and accessories are not original.





**SOUPAPES ET PIÈCES CONNEXES**  
**CYLINDER HEAD PARTS**

**Moteurs MWM / MWM engines**



Fig.		1	2	3	4	5	6
Tracteurs Tractors	Moteur Engine	Guide admis. Inlet guide	Guide échap. Exhaust guide	Soup. d'admis. Inlet valve	Soup. d'échap. Exhaust valve	Ressort Spring	Clavettes Cotter
<b>Moteurs 3 cylindres / 3 cylinder engines</b>							
C55, C55A	D 226-B 3	25/41-80 (130100040707)	25/41-81 (130100040706)	25/42-80 (130142050701) Ø 47 mm 45°	25/43-80 (130142050702) Ø 43 mm 45°	25/45-80 (5-1) (130100040702) Int. / Inner	25/46-80 (130100040710)
C64, C64A, C70A CS68, CS75 (⇒ 12/98)	TD 226-B 3			25/42-81 (130182050701) Ø 47 mm 30°	25/43-81 (130182050702) Ø 43 mm 30°		
<b>Moteurs 4 cylindres / 4 cylinder engines</b>							
CS78, CS86, CS94 (⇒ 12/98)	TD 226-B 4	25/41-80 (130100040707)	25/41-81 (130100040706)	25/42-81 (130182050701) Ø 47 mm 30°	25/43-81 (130182050702) Ø 43 mm 30°	25/45-80 (5-1) (130100040702) Int. / Inner  25/45-81 (5-2) (130100040703) Ext. / Outer	25/46-80 (130100040710)

**COUVERCLE CACHE-SOUPAPES / VALVE COVER**

D226, TD226

25/6306-3  
(130100040704)



Les références des pièces sont indicatives.  
Nos pièces ne sont pas d'origine

Part numbers are quoted for reference purposes only.  
Our parts and accessories are not original.



**SOUPAPES ET PIECES CONNEXES  
CYLINDER HEAD PARTS**

**Moteurs Sisu / Sisu engines**



Fig.		1	2	3	4	5
Tracteurs Tractors	Moteur Engine	Guide soupape Valve guide	Soup. d'admis. Inlet valve	Soup. d'échap. Exhaust valve	Ressort de soupape Valve spring	Clavettes Cotter
<b>Moteurs 3 cylindres / 3 cylinder engines</b>						
CS68, CS75 (1/99 ⇒)	320D	25/41-77 (162000040717)	25/42-77 (162000050703)	25/43-77 (162000050702)	25/45-77 (162000050718)	25/46-77 (162000050704)
<b>Moteurs 4 cylindres / 4 cylinder engines</b>						
CS78, CS86, CS94 (1/99 ⇒)	420D	25/41-77 (162000040717)	25/42-77 (162000050703)	25/43-77 (162000050702)	25/45-77 (162000050718)	25/46-77 (162000050704)
CS100, CS110	420D					
<b>Moteurs 6 cylindres / 6 cylinder engines</b>						
CS120, CS130, CS150, CVX120, CVX130, CVX150, CVX170, CVX1135, CVX1145, CVX1155, CVX1170, CVX1190	620D	25/41-77 (162000040717)	25/42-77 (162000050703)	25/43-77 (162000050702)	25/45-77 (162000050718)	25/46-77 (162000050704)

Les références des pièces sont indicatives.  
Nos pièces ne sont pas d'origine

Part numbers are quoted for reference purposes only.  
Our parts and accessories are not original.



**SOUPAPES ET PIECES CONNEXES  
CYLINDER HEAD PARTS**

**Moteurs Perkins / Perkins engines**



Fig.	1	2	3	4	5	6	
Tracteurs Tractors	Moteur Engine	Guide soupape Valve guide	Soup. d'admis. Inlet valve	Soup. d'échap. Exhaust valve	Ressort de soup. Valve spring	Clavettes Cotter	Joint Seal
<b>Moteurs 3 cylindres / 3 cylinder engines</b>							
C50, CS48, CS52, CX50	903.27	25/41-83 (328340A1, 130300040706)	25/42-83 (296160A1, 130300040702)	25/43-83 (296159A1, 130300040703)	25/45-83 (296161A1, 130300040708)	25/46-83 (285222A1, 130300040710)	25/47-83 (359870A1, 387881A1, 285216A1, 130300040707)
C60, CS58, CS63, CX60	903.27T						
<b>Moteurs 4 cylindres / 4 cylinder engines</b>							
475	A4.212		25/42-22 (A) (795730R1)	25/43-22 (A) (3118132R1)	25/44-14 (3118134R1) <i>Admis. / Inlet</i>  25/45-14 (3118133R1) <i>Echap. / Exhaust</i>	25/46-22 (3118837R1)	25/47-5 (3118178R1, 3118179R1)
C70, CX70	1004.4T	25/41-84 (375827A1) <i>Admis. / Inlet</i>  25/41-85 (334849A1) <i>Echap. / Exhaust</i>	25/42-84 (311756A1)	25/43-84 (311761A1)	25/45-84 (311759A1)	25/46-84 (293047A1)	25/47-84 (322823A1, 293183A1) <i>Admis. / Inlet</i>  25/47-85 (322824A1, 293182A1) <i>Echap. / Exhaust</i>
C80, C90, CX80, CX90, MX80C, MX90C	1004.4T		25/42-85 (293751A1)	25/43-85 (293753A1)	25/45-85 (293124A1)		
CX100, MX100C	1004.4T		25/42-86 (293042A1)	25/43-86 (293043A1)			

(A) Disponibles en cote réparation 0.003"-0.015"-0.030". Ajoutez respectivement le suffixe "A", "B" ou "C".  
Available in 0.003"-0.015"-0.030" undersize. Please add the suffix "A", "B" or "C" respectively.



Fig.	1	2	
Tracteurs Tractors	Moteur Engine	Tige Push rod	Poussoir Tappet
<b>Moteurs 4 cylindres / 4 cylinder engines</b>			
475	A4.212	25/53-6 (795728R1)	
C70, C80, C90, CX70, CX80, CX90, CX100, MX80C, MX90C, MX100C	1004.4T		25/54-6 (291962A1)

Les références des pièces sont indicatives.  
Nos pièces ne sont pas d'origine

Part numbers are quoted for reference purposes only.  
Our parts and accessories are not original.



**DISTRIBUTION  
TIMING GEAR**

**Moteurs Perkins / Perkins engines**

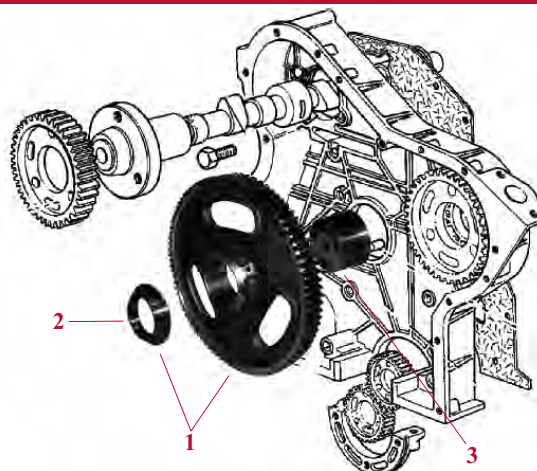


Fig.		1	2	3
Tracteurs Tractors	Moteur Engine	Pignon Idler gear	Bague Idler gear bush	Axe Idler hub
<i>Moteurs 3 cylindres / 3 cylinder engines</i>				
C50, CS48, CS52, CX50	903.27	25/82-17 (296235A1, 130300050722)	25/84-17 (296141A1, 130300050725)	25/83-17 (296086A1, 130300010739)
C60, CS58, CS63, CX60	903.27T			

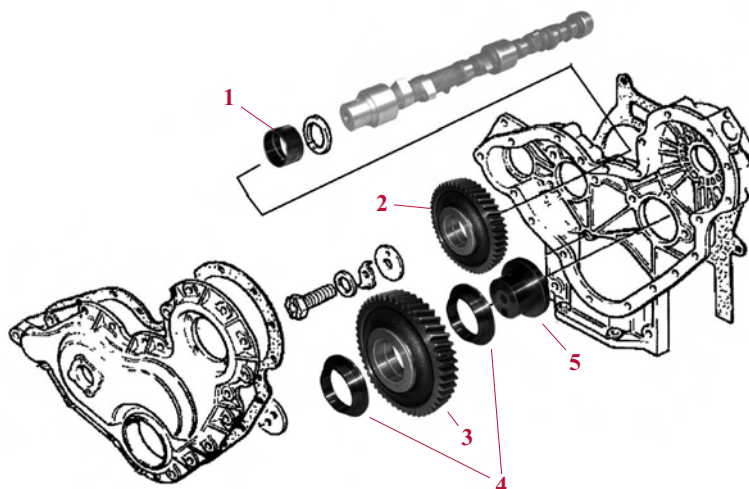


Fig.		1	2	3	4	5
Tracteurs Tractors	Moteur Engine	Bague Camshaft bush	Pignon Camshaft gear	Pignon Idler gear	Bague Idler gear bush	Axe Idler hub
<i>Moteurs 4 cylindres / 4 cylinder engines</i>						
C70, C80, C90, CX70, CX80, CX90, CX100, MX80C, MX90C, MX100C	1004.4T	25/56-18 (291951A1)	25/81-18 (281587A1)	25/82-18 (218370A1)	25/84-18 (F62671)	25/83-18 (218369A1)

Les références des pièces sont indicatives.  
Nos pièces ne sont pas d'origine

Part numbers are quoted for reference purposes only.  
Our parts and accessories are not original.



**SOUPAPES ET PIÈCES CONNEXES  
CYLINDER HEAD PARTS**

**Moteurs Iveco / Iveco engines**



Fig.		1	2	3	4
Tracteurs Tractors	Moteur Engine	Guide admission Inlet guide	Guide échappement Exhaust guide	Soupape d'admission Inlet valve	Soupape d'échap. Exhaust valve
<b>Moteurs 3 cylindres / 3 cylinder engines</b>					
AVJ55, JX55	8035.06	25/41-76 (4802126)	25/41-76 (4802126)	25/42-76 (4824417, 99432652, 98403097, 500300570)	25/43-76 (99432717, 500300597)
AVJ60, JX60, JX65, JX70, JX1060C, JX1070C, JX1075C, VJ60	8035.05				
<b>Moteurs 4 cylindres / 4 cylinder engines</b>					
AVJ70, JX70U, JX75, VJ70	8045.06	25/41-76 (4802126)	25/41-76 (4802126)	25/42-76 (4824417, 99432652, 98403097, 500300570)	25/43-76 (99432717, 500300597)
JX80, JX85, JX90, JX95, JX80U, JX90U, JX100U, VJ80	8045.05				

Les références des pièces sont indicatives.  
Nos pièces ne sont pas d'origine

Part numbers are quoted for reference purposes only.  
Our parts and accessories are not original.



**SOUPAPES ET PIECES CONNEXES  
CYLINDER HEAD PARTS**

**Moteurs Ford / Ford engines**



Fig.		1	2	3	4	5	6
Tracteurs Tractors	Moteur Engine	Soup. d'admis. Inlet valve	Soup. d'échap. Exhaust valve	Ressort admis. Inlet spring	Ressort échap. Exhaust spring	Clavettes Cotter	Joint Seal
<i>Moteurs 6 cylindres / 6 cylinder engines</i>							
MXM120, MXM130, MXM135, MXM140, MXM150, MXM155, MXM165, MXM175, MXM180, MXM190	675/TA	25/42-75 (82850530, 87802256, 87802260)	25/43-75 (87802147, 87802258)	25/45-75 (83999742)	25/45-75 (83999742)	25/46-75 (81876796, 87802301)	25/47-75 (87801992, 87840154)

**CULBUTEURS  
ROCKER ARMS**



Fig.	1	2	3	4	5	6	7
Tracteurs Tractors	Culbut. adm. Inl. rocker arm	Culbut. échap. Out. rocker arm	Vis culbuteur Rock. arm screw	Poussoir Tappet	Bague Bush	Tige Push rod	Arbre à came Camshaft
MXM120, MXM130, MXM140, MXM155, MXM175, MXM190			25/52-9 (87801302)		25/56-9 (87800499)		
MXM135, MXM150, MXM165, MXM180	25/50-9 (83956710)	25/50-9 (81804316)		25/54-9 (83946434)		25/53-5 (81877890)	25/80-14 (87802140)

Les références des pièces sont indicatives.  
Nos pièces ne sont pas d'origine

Part numbers are quoted for reference purposes only.  
Our parts and accessories are not original.





**SOUPAPES ET PIECES CONNEXES  
CYLINDER HEAD PARTS**

**Moteurs Same / Same engines**



Fig.		1	2
Tracteurs Tractors	Moteur Engine	Soupape d'admission Inlet valve	Soupape d'échappement Exhaust valve
<i>Moteurs 3 cylindres / 3 cylinder engines</i>			
2120, 2130, 2120, 2130 PRO, PJ55, PJN55, PJV55	1000.3A	<b>25/42-87</b> (1966001C1, 1966435C1) Ø 44.5 mm - 30°	<b>25/43-87</b> (1966393C1) Ø 39.5 mm - 45°
<i>Moteurs 4 cylindres / 4 cylinder engines</i>			
2140, 2150, 2140, 2150 PRO, PJ65, PJN65, PJV65, PJ75, PJN75, PJV75	1000.4A	<b>25/42-87</b> (1966001C1, 1966435C1) Ø 44.5 mm - 30°	<b>25/43-87</b> (1966393C1) Ø 39.5 mm - 45°

Les références des pièces sont indicatives.  
Nos pièces ne sont pas d'origine

Part numbers are quoted for reference purposes only.  
Our parts and accessories are not original.



**JOINTS DE MOTEUR  
ENGINE GASKET SETS**

**Moteurs IH - ancienne gamme / IH engines - old range**


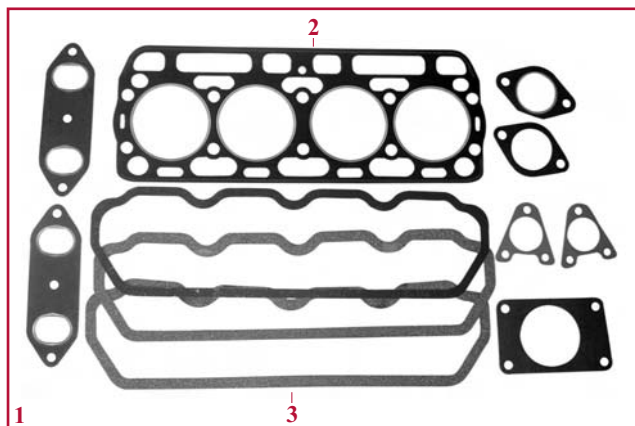


Fig.		1	2	3	4
Tracteurs Tractors	Moteur Engine	Pochette rodage Top gasket set	Joint de culasse Cyl. head gasket	Joint cache-soupape Rocker cover gask.	Joint de carter Sump gasket
<b>Moteurs 2 cylindres / 2 cylinder engines</b>					
D212, D214, D215	D66	<b>25/71-100</b> (3051138R92)	<b>25/73-125</b> (713211R3)	<b>25/74-125</b> (716884R2)	<b>25/75-125</b> (715363R1)
D217, D219	D74	<b>25/71-101</b> (3051140R92)	<b>25/73-128</b> (714885R2)		
<b>Moteurs 3 cylindres / 3 cylinder engines</b>					
D320, D322	D99	<b>25/71-102</b> (3051142R92)	<b>25/73-126</b> (713212R3)	<b>25/74-94</b> (716885R2)	<b>25/75-94</b> (714863R1)
D323, D324, D326	D111	<b>25/71-94</b> (3051144R92)	<b>25/73-94</b> (714886R2)		
<b>Moteurs 4 cylindres / 4 cylinder engines</b>					
DGD-4, D430, D432, D440	D132	<b>25/71-103</b> (3051146R92)	<b>25/73-127</b> (717530R1)	<b>25/74-95</b> (716455R2)	<b>25/75-95</b> (714864R1)
D436, D438, D439	D148	<b>25/71-95</b> (3051148R92)	<b>25/73-95</b> (718864R1)		

**Joint de palier arrière de vilebrequin  
Crankshaft rear gasket housing**

**25/17-116**  
(711058R2)



D212, D214, D215, D217F,  
D217S, D219, DLD-2, D320,  
D322, D324, D326, 323

**25/17-117**  
(712537R2)



**25/17-118**  
(714868R1)



**JOINTS DE MOTEUR  
ENGINE GASKET SETS**

**Moteurs IH / IH engines**

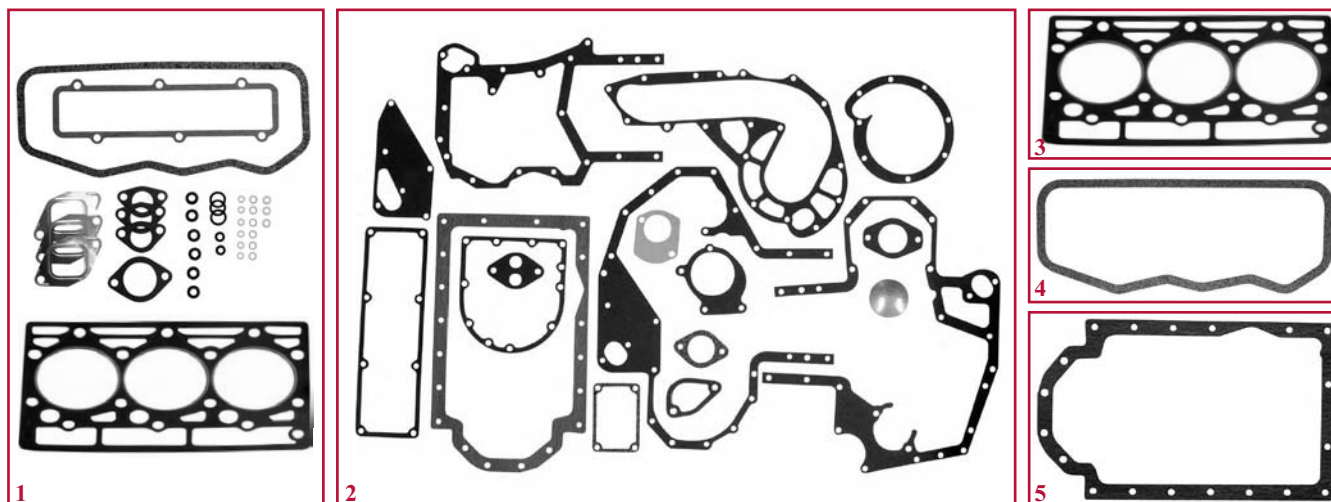


Fig.		1	2	3	4	5
Tracteurs Tractors	Moteur Engine	Pochette ro dage Top gasket set	Poch. complé ment. Bottom gasket set	Joint de culasse Cyl. head gasket	Jt cache-soupape Rocker cover gask.	Joint de carter Sump gasket
<b>Moteurs 3 cylindres / 3 cylinder engines</b>						
353, 383, 385, 395, 423, 433, 440, 453, 533, 540, 3210	D155	25/71-48 (3136798R99)	25/72-48 (3136802R99)	25/73-48 (3228361R2)	25/74-27 (3138641R1)	25/75-48 (3055160R3)
248, 454, 464, 484, 485, 495, 523, 553, 633, 640, 2400, 3220	D179					
<b>Moteurs 4 cylindres / 4 cylinder engines</b>						
B275, 276, 354	BD144	25/71-33 (A) (706105R93)	25/72-33 (A) (B1036)	25/73-33 (703883R7)	25/74-25 (3069767R1)	
238, 374, 384, B414, 424, 434, 444	BD154					
474, 584, 585, 595, 624, 644, 645, 654, 733, 740, 3230 +XL	D206	25/71-49 (1967014C1, 3136799R99)	25/72-49 (1967011C1)	25/73-49 (3228362R2)	25/74-28 (3138642R2)	25/75-49 (3055161R3)
574, 674, 684, 685, 695, 724, 743, 744, 745, 833, 840, 940, 4210 +XL	D239					
278, 784, 785, 795, 824, 844, 4220 +XL	D246					
844S, 845, 884, 885, 895, 995, 4230, 4240 +XL	D268					
856XL	DT239					25/75-47 (3144697R2)
<b>Moteurs 6 cylindres / 6 cylinder engines</b>						
946, 955	D310	25/71-50 (3136801R99)	25/72-50 (3136817R99, 1967013C1)	25/73-50 (3228019R2)	25/74-29 (3138688R2)	25/75-50 (3055987R93)
956, 1046, 1055, 1056	D358					
1246, 1255	DT358	25/71-28 (3138751R94, 3138751R95)				
1455	DT402					

(A) Pochette complete : 25/70-33 - 3041249R92 (25/71-33 + 25/72-33)  
Full gasket set : 25/70-33 - 3041249R92 (25/71-33 + 25/72-33)

Les références des pièces sont indicatives.  
Nos pièces ne sont pas d'origine

Part numbers are quoted for reference purposes only.  
Our parts and accessories are not original.



**JOINTS DE MOTEUR  
ENGINE GASKET SETS**

**Moteurs Cummins / Cummins engines**

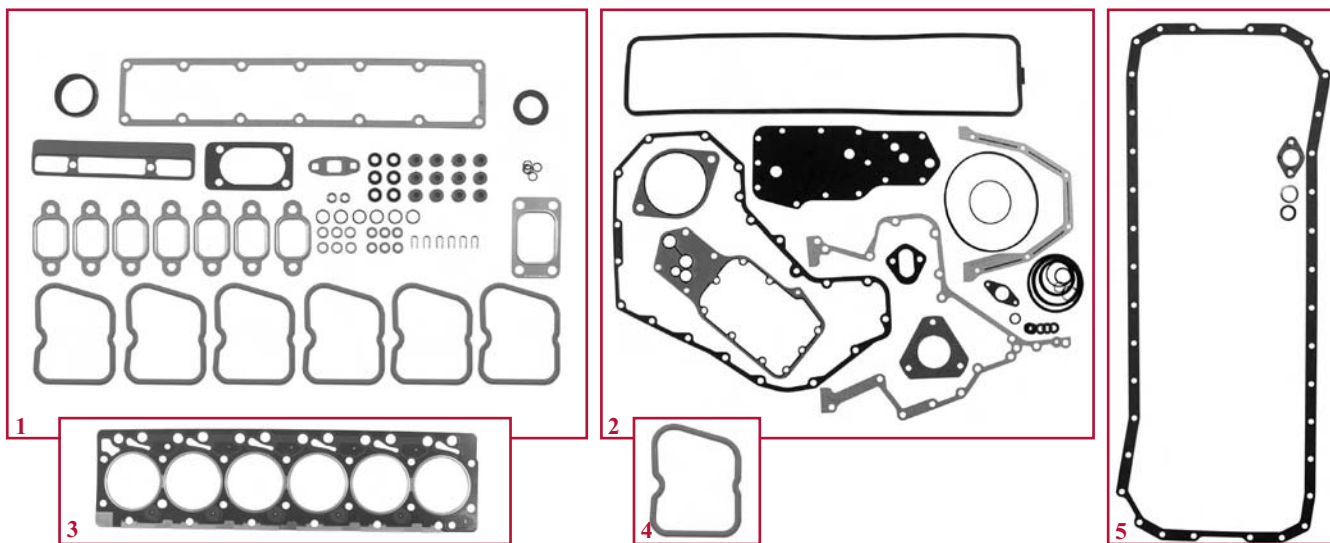


Fig.		1	2	3	4	5
Tracteurs Tractors	Moteur Engine	Pochette rodag Top gasket set	Poch. complément. Bottom gasket set	Joint de culasse Cyl. head gasket	Jt cache-soupape Rocker cover gask.	Joint de carter Sump gasket
<b>Moteurs 4 cylindres / 4 cylinder engines</b>						
5120, 5220	4T390	<b>25/76-118 (A)</b> (A77858, A77672, A77975)	<b>25/72-118</b> (A77860, A77671)	<b>25/73-118</b> (J283333, A77754)	<b>25/74-118</b> (J930906, J902666, J929795)	<b>25/75-118</b> (A77673) Kit
<b>Moteurs 6 cylindres / 6 cylinder engines</b>						
5130, 5230	6-590	<b>25/76-119 (A)</b> (A77793, A77925, A77493, A77675, A77859)	<b>25/72-119</b> (A77861, A77491, A77674)	<b>25/73-119</b> (J283335, J907057, J917358, A77755, J921394)	<b>25/74-118</b> (J930906, J902666, J929795)	<b>25/75-119</b> (A77676) Kit
5140, 5150, 5240, 5250	6T590		<b>25/72-120</b> (A77868)			
MX100, MX110, MX120, MX135, MX150, MX170	6T590	<b>25/76-144 (A)</b> (A77794, A77678, A77630, A77592)	<b>25/72-144</b> (A77855, A77857, A77839)	<b>25/73-144</b> (J928168, J938267, J931019, J921850, J911342, J907682, J935585)	<b>25/74-144</b> (J905449, 00180434)	<b>25/75-144</b> (A77679) Kit
7110, 7120, 7130, 7140, 7150	6T830					
7210, 7220, 7230, 7240, 7250 ⇒ JJA0064977 9310, 9330 ⇒ JEE0036500	6T830	<b>25/76-145 (A)</b> (A77842, A78042)	<b>25/72-144</b> (A77855, A77857, A77839)	<b>25/73-144</b> (J928168, J938267, J931019, J921850, J911342, J907682, J935585)	<b>25/74-144</b> (J905449, 00180434)	<b>25/75-144</b> (A77679) Kit
7210, 7220, 7230, 7240, 7250 JJA0064978 ⇒ 9310, 9330 JEE0036501 ⇒	6T830					
8910, 8920, 8930, 8940, 8950	6T830	<b>25/76-144 (A)</b> (A77794, A77678, A77630, A77592)	<b>25/72-144</b> (A77855, A77857, A77839)	<b>25/73-144</b> (J928168, J938267, J931019, J921850, J911342, J907682, J935585)	<b>25/74-144</b> (J905449, 00180434)	<b>25/75-144</b> (A77679) Kit
9110, 9210, 9230, 9240	6T830					
MX180, MX200, MX210, MX220, MX230, MX240, MX255		<b>25/76-145 (A)</b> (A77842, A78042)	<b>25/72-144</b> (A77855, A77857, A77839)			

(A) Sans joint de culasse / Without cylinder head gasket

Les références des pièces sont indicatives.  
Nos pièces ne sont pas d'origine

Part numbers are quoted for reference purposes only.  
Our parts and accessories are not original.



**"THE RELIABLE SERVICE"**



**JOINTS DE MOTEUR  
ENGINE GASKET SETS**

**Moteurs Cummins / Cummins engines**

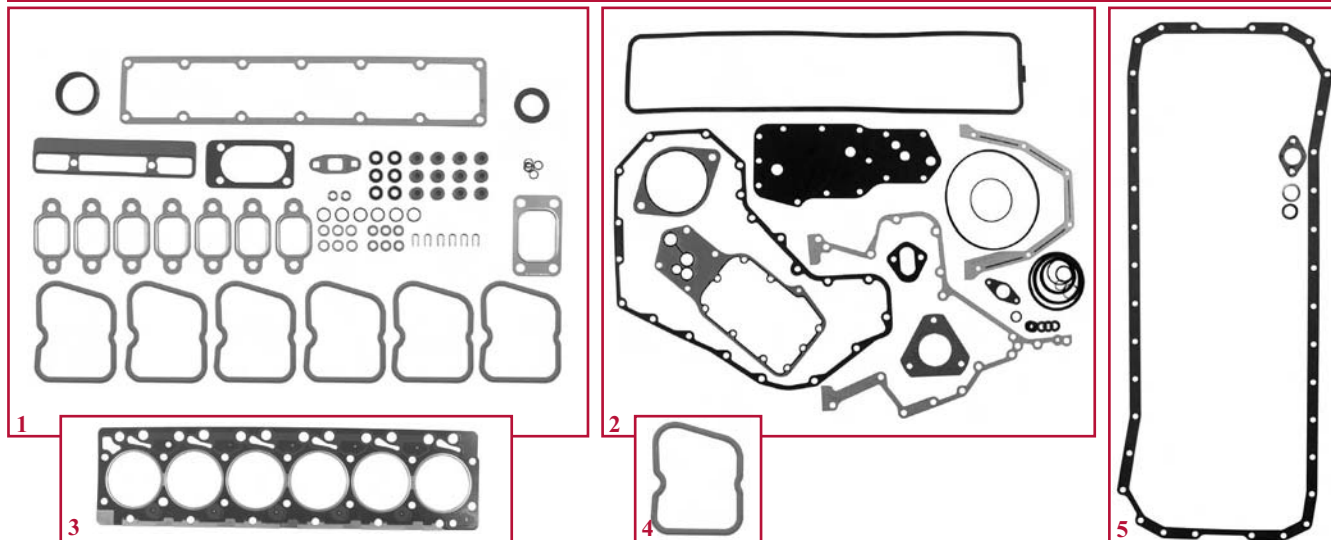


Fig.		1	2	3	4	5
Tracteurs Tractors	Moteur Engine	Pochette rodage Top gasket set	Poch. complément. Bottom gasket set	Joint de culasse Cyl. head gasket	Jt cache-soupape Rocker cover gask.	Joint de carter Sump gasket
<b>Moissonneuses-batteuses / Combines</b>						
1640, 1644	6T590	<b>25/76-119 (A)</b> (A77793, A77925, A77493, A77675, A77859)	<b>25/72-119</b> (A77861, A77491, A77674)	<b>25/73-119</b> (J283335, J907057, J917358, A77755, J921394)	<b>25/74-118</b> (J930906, J902666, J929795)	<b>25/75-119</b> (A77676) Kit
2144, 2344	6T590		<b>25/72-120</b> (A77868)			
1660, 1666, 1670, 1680, 1688	6T830	<b>25/76-144 (A)</b> (A77794, A77678, A77630, A77592)	<b>25/72-144</b> (A77855, A77857, A77839)	<b>25/73-144</b> (J928168, J938267, J931019, J921850, J911342, J907682, J935585)	<b>25/74-144</b> (J905449, 00180434)	<b>25/75-144</b> (A77679) Kit
2166, 2188, 2365, 2366	6T830	<b>25/76-145 (A)</b> (A77842, A78042)				

(A) Sans joint de culasse / Without cylinder head gasket

**Moteurs MWM / MWM engines**

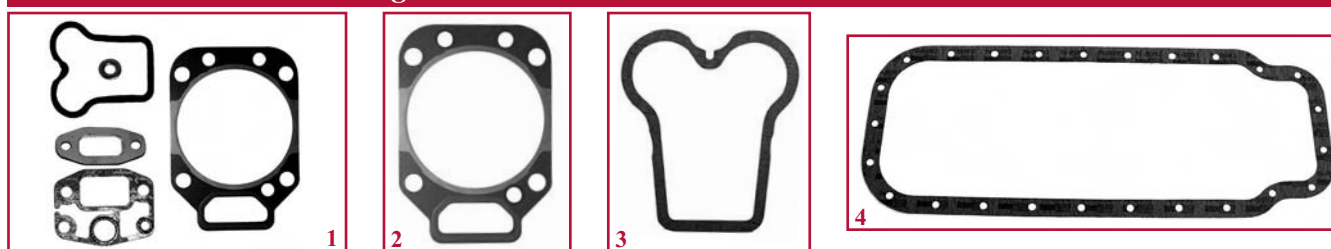


Fig.		1	2	3	4
Tracteurs Tractors	Moteur Engine	Pochette rodage Top gasket set	Joint de culasse Cyl. head gasket	Jt cache-soupape Rocker cover gask.	Joint de carter Sump gasket
<b>Moteurs 3 cylindres / 3 cylinder engines</b>					
C55, C55A	D 226-B 3	<b>25/71-129 (B)</b> (130100010746, 140100010713)	<b>25/73-129 (C)</b> (130142040702, 299508A1)	<b>25/74-129 (C)</b> (130100040705, 130100040727)	<b>25/75-129</b>
C64, C64A, C70A CS68, CS75 (⇒ 12/98)	TD 226-B 3				
<b>Moteurs 4 cylindres / 4 cylinder engines</b>					
CS78, CS86, CS94 (⇒ 12/98)	TD 226-B 4	<b>25/71-129 (B)</b> (130100010746, 140100010713)	<b>25/73-129 (C)</b> (130142040702, 299508A1)	<b>25/74-129 (C)</b> (130100040705, 130100040727)	<b>25/75-130</b> (140180150701, 140181150701)

(B) Pour 1 cylindre - Sans joints de chemise / For 1 cylinder - Without liner seals

(C) Pour 1 cylindre / For 1 cylinder

Les références des pièces sont indicatives.  
Nos pièces ne sont pas d'origine

Part numbers are quoted for reference purposes only.  
Our parts and accessories are not original.





**JOINTS DE MOTEUR  
ENGINE GASKET SETS**

**Moteurs Sisu / Sisu engines**

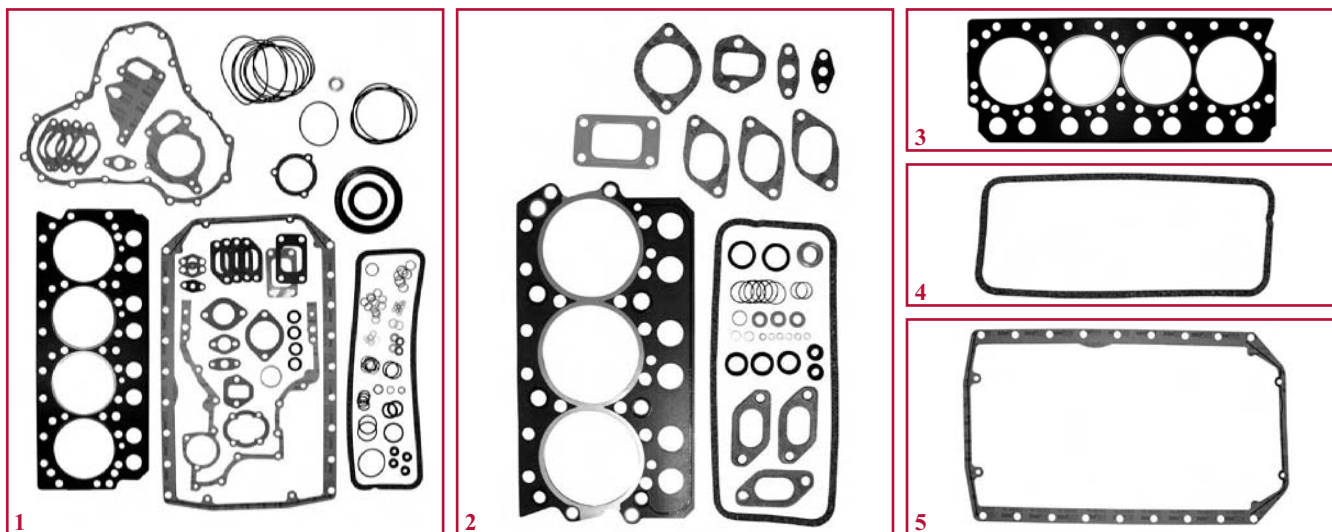


Fig.		1	2	3	4	5
Tracteurs Tractors	Moteur Engine	Pochette complète Full gasket set	Pochette rodage Top gasket set	Joint de culasse Cyl. head gasket	Jt cache-soupape Rocker cover gask.	Joint de carter Sump gasket
<b>Moteurs 3 cylindres / 3 cylinder engines</b>						
CS68, CS75 (01/99 ⇒)	320D	<b>25/70-137</b> (354099A1)	<b>25/71-137</b> (132000010722)	<b>25/73-137</b> (299647A1, 162084040701, 162000040751)	<b>25/74-137</b> (162000040700)	<b>25/75-137</b> (354103A1)
<b>Moteurs 4 cylindres / 4 cylinder engines</b>						
CS78, CS86, CS94 (01/99 ⇒) CS100, CS110	420D	<b>25/70-138</b> (142080010711)	<b>25/71-138</b> (142080040703)	<b>25/73-138</b> (142000040702, 142000040706, 132000040705)	<b>25/74-138</b> (142000040701, 142000040705)	<b>25/75-138</b> (162000150713)
<b>Moteurs 6 cylindres / 6 cylinder engines</b>						
CS120, CS130, CS150, CVX120, CVX130, CVX150, CVX170, CVX1135, CVX1145, CVX1155, CVX1170, CVX1190	620D	<b>25/70-139</b> (162084010704, 162000010706)	<b>25/71-139</b> (162084010705, 162000040703)	<b>25/73-137 x 2</b> (299647A1, 162084040701, 162000040751)	<b>25/74-137 x 2</b> (162000040700)	<b>25/75-139</b> (162000150700)

Les références des pièces sont indicatives.  
Nos pièces ne sont pas d'origine

Part numbers are quoted for reference purposes only.  
Our parts and accessories are not original.





**JOINTS DE MOTEUR  
ENGINE GASKET SETS**

**Moteurs Perkins / Perkins engines**

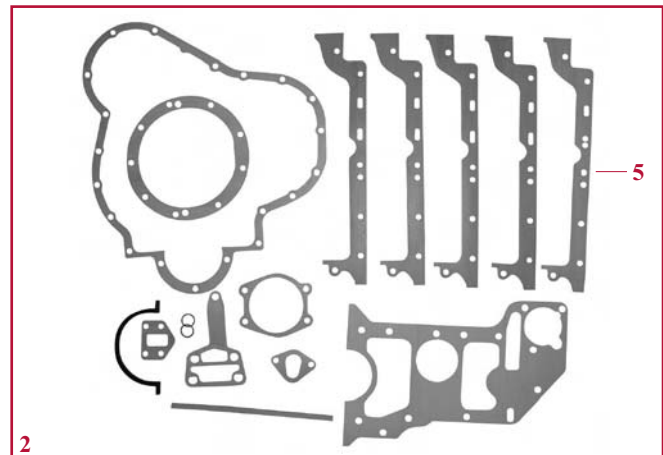



Fig.		1	2	3	4	5
Tracteurs Tractors	Moteur Engine	Pochette rodage Top gasket set	Poch. complément. Bottom gasket set	Joint de culasse Cyl. head gasket	Jt cache-soupape Rocker cover gask.	Joint de carter Sump gasket
<b>Moteurs 3 cylindres / 3 cylinder engines</b>						
C50, CS48, CS52, CX50	903.27	<b>25/71-136</b> (130300010751, 130300010763)	<b>25/72-136</b> (130300010752, 130300010765, 299582A1)	<b>25/73-136</b> (296217A1, 130300040713)	<b>25/74-136</b> (296216A1, 130300040719)	<b>25/75-136</b> (296241A1, 404299A1, 130300150702)
C60, CS58, CS63, CX60	903.27T					
<b>Moteurs 4 cylindres / 4 cylinder engines</b>						
475	A4.212	<b>25/71-47</b> (3118124R1)	<b>25/72-47</b> (3118123R91)	<b>25/73-47</b> (3118173R1)	<b>25/74-26</b> (3118186R1)	<b>25/75-135</b> (291981A1, 3118272R1)
C70, C80, C90, CX70, CX80, CX90, CX100, MX80C, MX90C, MX100C	1004.4T	<b>25/71-135</b> (311792A1, 315988A1)	<b>25/72-135</b> (311793A1, 315989A1, 292009A1)	<b>25/73-135</b> (365369A1, 311766A1, 315990A1)	<b>25/74-135</b> (311043A1)	

Les références des pièces sont indicatives.  
Nos pièces ne sont pas d'origine

Part numbers are quoted for reference purposes only.  
Our parts and accessories are not original.



**JOINTS DE MOTEUR  
ENGINE GASKET SETS**

**Moteurs Iveco / Iveco engines**

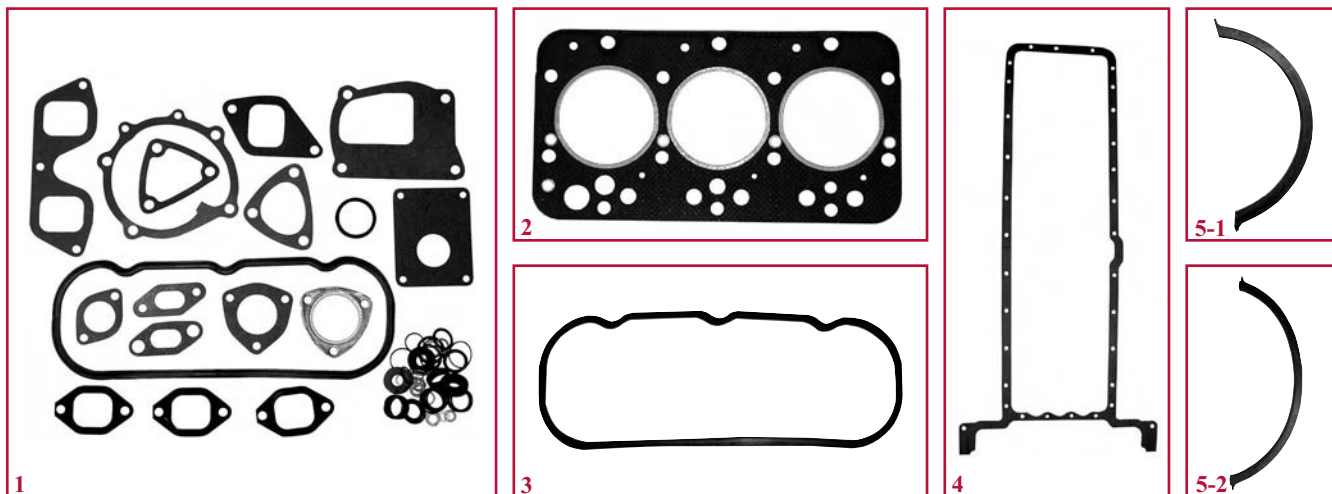


Fig.		1	2	3	4	5
Tracteurs Tractors	Moteur Engine	Pochette rodage Top gasket set	Joint de culasse Cyl. head gasket	Jt cache-soupape Rocker cover gask.	Joint de carter Sump gasket	Joint de palier Rope seal
<b>Moteurs 3 cylindres / 3 cylinder engines</b>						
AVJ55, JX55	8035.06	<b>25/76-131 (A)</b>	<b>25/73-131</b> (98472006)	<b>25/74-131</b> (99460554)	<b>25/75-131</b> (1940006)	<b>25/11-131 (5-1)</b> (4031577) <i>Avant / Front</i>
AVJ60, JX60, JX65, JX70, JX1060C, JX1070C, JX1075C, VJ60	8035.05		<b>25/73-132</b> (98472011)			<b>25/13-131 (5-2)</b> (460753) <i>Arrière / Rear</i>
<b>Moteurs 4 cylindres / 4 cylinder engines</b>						
AVJ70, JX70U, JX75, VJ70	8045.06	<b>25/76-133 (A)</b>	<b>25/73-133</b> (98472008)	<b>25/74-133</b> (500301351)	<b>25/75-133</b> (1940004)	<b>25/11-131 (5-1)</b> (4031577) <i>Avant / Front</i>
JX80, JX80U, JX85, JX90, JX90U, JX95, JX100U, VJ80	8045.05		<b>25/73-134</b> (98456215)			<b>25/13-131 (5-2)</b> (4600753) <i>Arrière / Rear</i>

(A) Sans joint de culasse / Without cylinder head gasket

Les références des pièces sont indicatives.  
Nos pièces ne sont pas d'origine

Part numbers are quoted for reference purposes only.  
Our parts and accessories are not original.



**JOINTS DE MOTEUR  
ENGINE GASKET SETS**

**Moteurs Ford / Ford engines**







Fig.		1	2	3	4	5
Tracteurs Tractors	Moteur Engine	Pochette rodage Top gasket set	Poch. complément. Bottom gasket set	Joint de culasse Cyl. head gasket	Jt cache-soupape Rocker cover gask.	Joint de carter Sump gasket
<b>Moteurs 6 cylindres / 6 cylinder engines</b>						
MXM120, MXM130	675/TA			25/73-140 (87801752)		
MXM135, MXM150, MXM165, MXM180	675/TA	25/76-104 (1930959)	25/72-104 (1930960)	25/73-141 (87801753)	25/74-140 (83976376)	25/75-140 (87800945)
MXM140, MXM155, MXM175, MXM190	675/TA					

Les références des pièces sont indicatives.  
Nos pièces ne sont pas d'origine

Part numbers are quoted for reference purposes only.  
Our parts and accessories are not original.



**JOINTS DE MOTEUR  
ENGINE GASKET SETS**

**Moteurs Same / Same engines**

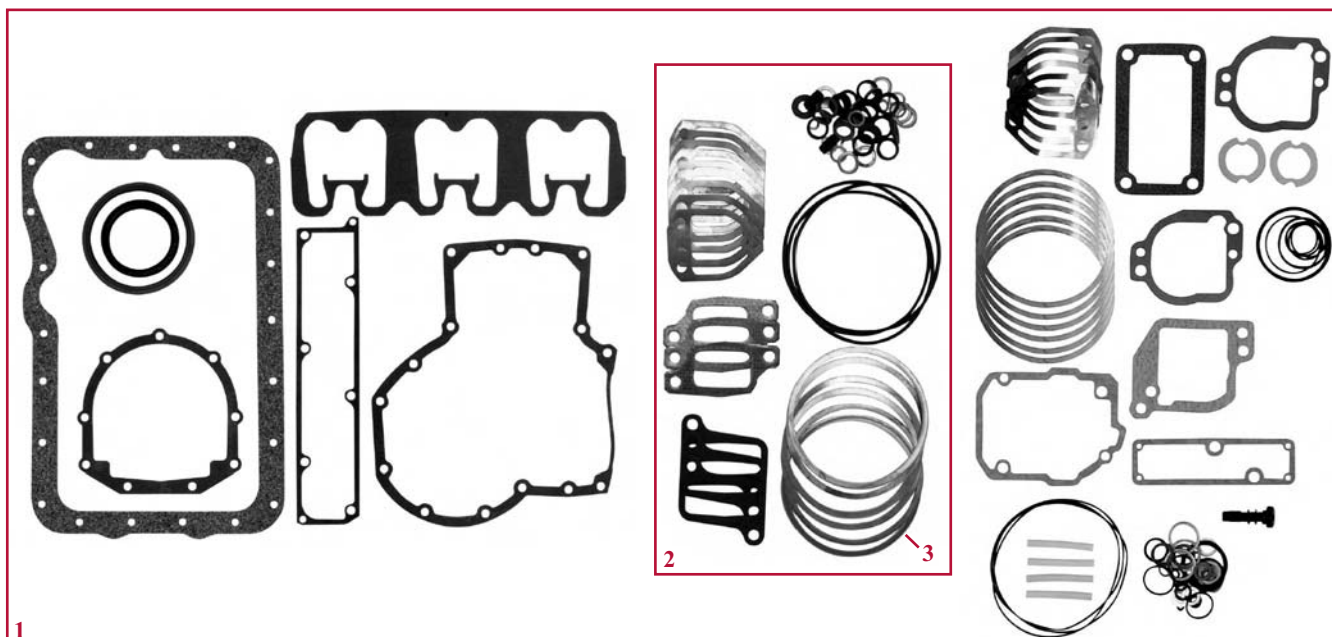


Fig.		1	2	3
Tracteurs Tractors	Moteur Engine	Pochette complète Full gasket set	Pochette rodage Top gasket set	Joint de culasse Cyl. head gasket
<b>Moteurs 3 cylindres / 3 cylinder engines</b>				
2120, 2130, 2120 PRO, 2130 PRO, PJ55, PJN55, PJV55	1000.3A	<b>25/70-142 (A)</b>	<b>25/71-142 (C)</b>	<b>25/73-142 A (D)</b> (1966442C1) 0.5 mm  <b>25/73-142 B (D)</b> (1966443C1) 0.7 mm  <b>25/73-142 C (D)</b> (1530319C1) 0.8 mm  <b>25/73-142 D (D)</b> (1966444C1) 1.0 mm
<b>Moteurs 4 cylindres / 4 cylinder engines</b>				
2140, 2150, 2140 PRO, 2150 PRO, PJ65, PJN65, PJV65, PJ75, PJN75, PJV75	1000.4A	<b>25/70-143 (B)</b>	<b>25/71-142 (C)</b>	<b>25/73-142 A (D)</b> (1966442C1) 0.5 mm  <b>25/73-142 B (D)</b> (1966443C1) 0.7 mm  <b>25/73-142 C (D)</b> (1530319C1) 0.8 mm  <b>25/73-142 D (D)</b> (1966444C1) 1.0 mm






- (A) Pour 3 cylindres - Avec joints de culasse (4 épaisseurs) / For 3 cylinders - With cylinder head gaskets (4 thickness)
- (B) Pour 4 cylindres - Avec joints de culasse (4 épaisseurs) / For 4 cylinders - With cylinder head gaskets (4 thickness)
- (C) Pour 1 cylindre - Avec joints de culasse (4 épaisseurs) / For 1 cylinder - With cylinder head gaskets (4 thickness)
- (D) Pour 1 cylindre / For 1 cylinder

Les références des pièces sont indicatives.  
Nos pièces ne sont pas d'origine

Part numbers are quoted for reference purposes only.  
Our parts and accessories are not original.



LOCTITE®  
LOCTITE®







Réf. Ref.	Fig. Fig.	Désignation Description
<b>Freinage de filet / Thread fixing</b>		
78/9604-101 50 ml		Loctite® 243  Efficace sur tous les éléments filetés métalliques. S'oppose au desserrage de pièces sous contraintes de vibrations telles les vis de pompes ou de moteurs, écrous de cache-culbuteurs, vis de carters de boîtes de vitesses ou de presse. Recommandé pour des pièces dont le démontage est possible à l'aide d'un outillage classique et pour des pièces "en l'état" telles que reçues et non dégraissées.
78/9604-103 10 ml		<i>Effective on all types of metal threaded fasteners. Prevents loosening on vibrating parts such as pumps, motor mounting bolts, gear boxes or presses. Recommended for use where disassembly with hand tools is required for servicing and where parts are contaminated with oil.</i>
78/9604-102 50 ml		Loctite® 271  A utiliser sur tous éléments métalliques (y compris les matériaux passifs tels que les aciers inoxydables et les aciers revêtus d'un traitement de surface comme le zingage par exemple). Recommandé pour le blocage permanent de goujons et boulons sur blocs-moteurs, corps de pompes.  <i>For use on all metal fasteners (including stainless steels and those with protective coatings such as zinc) where regular removal for maintenance is not required. Recommended for permanently locking studs on engine blocks and pump housings.</i>
<b>Etanchéité hydraulique / Hydraulic sealant</b>		
78/9604-121 50 ml		Loctite® 542  Recommandé sur les raccords à filets fins utilisés dans les circuits hydrauliques et pneumatiques, ainsi que pour des équipements industriels et des petits raccords en général.  <i>Recommended for fine threaded fittings as used in hydraulic and pneumatic installations, for connections on machine tools, automotive vehicles, heavy plant equipment and small fittings in general.</i>
<b>Blocpresse</b>		
78/9604-110 50 ml		Loctite® 603  Développé pour les emmanchements à faible jeu (jeu diamétral jusqu'à 0,1 mm) et pour une utilisation sur pièces dont le dégraissage ne peut être absolu. Recommandé pour la fixation de roulements.  <i>For retaining close fitting cylindrical parts (up to 0.1 mm gap). For use on cylindrical fitting parts where thorough degreasing is not possible.</i>
78/9604-113 50 ml		Loctite® 648  Recommandé pour l'assemblage de pièces à faible jeu ou faible serrage comme par exemple, les bagues de fixation, les roulements, les joints, les ventilateurs et les chemises de cylindres.  <i>Recommended for retaining parts with a clearance or interference fit, i.e. retaining bushes, bearings, seals, fans, and liners.</i>

Les références des pièces sont indicatives.  
Nos pièces ne sont pas d'origine

Part numbers are quoted for reference purposes only.  
Our parts and accessories are not original.



LOCTITE®  
LOCTITE®

Réf. Ref.	Fig. Fig.	Désignation Description
<b>Etanchéité des plans joints / Gasketing flanges sealant</b>		
78/9604-130 50 ml		<p>Loctite® 510</p> <p>Recommandé pour l'étanchéité des plans de joints rigides sur pompes, manchons, boîtes de vitesses et carters. Loctite® 510 est thixotrope, il peut être appliqué sans risque de coulure sur des surfaces verticales.</p> <p><i>Recommended for gasketing rigid surface on pumps, sleeves, gear box and housings. Loctite® 510 is thixotrop and can be set less running on vertical surface.</i></p>
78/9604-143 50 ml		<p>Loctite® 5926</p> <p>Silicone RTV bleu. Joint en silicone flexible en permanence pour plan de joint de toute taille et forme. Fixation rapide. Idéal pour une vaste gamme d'applications agricoles. Facile à mettre en œuvre, donne un joint parfait en quelques minutes. Résistant aux huiles, liquide de transmission, eau et anti-gel. Résistant à des température de -60 à +250°C. Résistant aux hautes pressions.</p> <p><i>Silicone Blue RTV. Permanently flexible silicone rubber sealant for gasketing flanges in any size and shape. Sets very quickly. Ideal for a wide range of automotive applications. Easy to apply - gives a perfect seal in minutes. Resistant to oils, transmission fluids, water and antifreeze. Temperature resistance -60 to +250°C. Resistant to high pressures.</i></p>
78/9604-139 300 ml		<p>Loctite® 5699</p> <p>Pâte silicone grise de forte viscosité et grande résistance mécanique</p> <p><i>Silicone paste of strong viscosity and high mechanic resistance</i></p>
78/9604-140 300 ml		<p>Loctite® 5910</p> <p>Remplacement de joints conventionnels en papier ou en liège des couvercles en tôles embouties.</p> <p><i>Replacement for cork and paper cut gaskets on flanges and stamped sheet metal covers</i></p>
<b>Adhésif / Lime</b>		
78/9604-150 20 gr.		<p>Loctite® 401</p> <p>Adhésif multi-usages pour des substrats tels que plastiques, caoutchoucs, métaux, cartons, bois.</p> <p><i>General purpose for bonding most substrates such as plastics, rubber, paper/card, wood and metals.</i></p>
<b>Nettoyage / Cleaning</b>		
78/9604-221 3 Ltr.		<p>Loctite® 7850</p> <p>A base d'essence d'agrumes et autres agents hydratants de la peau sans huiles minérales. Biodégradable. Efficace avec ou sans eau. Enlève les graisses, goudron, colles, peintures et salissures diverses.</p> <p><i>Natural hand cleaner made from citrus extracts and free from mineral oil. Contains premium skin conditioners. Biodegradable. Works with or without water.</i></p>

Les références des pièces sont indicatives.  
Nos pièces ne sont pas d'origine

Part numbers are quoted for reference purposes only.  
Our parts and accessories are not original.



"THE RELIABLE SERVICE"





**POMPES A HUILE**  
**OIL PUMPS**

**Moteurs IH / IH engines**



Tracteurs Tractors	Moteur Engine	Fig. Fig.	Réf. Ref.
<b>Moteurs 3 cylindres / 3 cylinder engines</b>			
353, 383, 385, 395, 423, 433, 440, 453, 533, 540, 3210	D155	1	<b>25/90-35</b> (3055193R95, 3132832R92, 3136429R95)
248, 454, 464, 484, 485, 495, 523, 553, 633, 640, 2400, 3220	D179		
<b>Moteurs 4 cylindres / 4 cylinder engines</b>			
238, 374, 384, 424, 434, 444, B414	BD154	2	<b>25/90-86</b> (3064060R91)
276, 354, 364	BD144		
584, 585, 595, 624, 644, 654, 733, 740, 3230 +XL	D206	3	<b>25/90-36</b> (3136430R95)
684, 685, 695, 724, 743, 744, 745, 833, 840, 940, 4210 +XL	D239		
278, 784, 785, 795, 824, 844, 4220 +XL	D246		
844S, 845, 884, 885, 895, 995, 4230, 4240 +XL	D268		
995, 4240 +XL	DT268		
474	D206	4	<b>25/90-37</b> (3136431R95, 3136306R91)
574, 674	D239		
856 +XL	DT239	5	<b>25/90-38</b> (3136432R95, 3055195R91)
<b>Moteurs 6 cylindres / 6 cylinder engines</b>			
946, 955	D310	6	<b>25/90-39</b> (3136433R95, 3136445R92, 3055195R93)
956, 1046, 1055, 1056	D358		
1246, 1255	DT358	5	<b>25/90-38</b> (3136432R95, 3055195R91)
1455	DT402		

Les références des pièces sont indicatives.  
Nos pièces ne sont pas d'origine

Part numbers are quoted for reference purposes only.  
Our parts and accessories are not original.




**POMPES A HUILE  
OIL PUMPS**

**Moteurs Cummins / Cummins engines**



Tracteurs Tractors	Moteur Engine	Fig. Fig.	Réf. Ref.
<b>Moteurs 4 cylindres / 4 cylinder engines</b>			
5120, 5220	4T390	1	<b>25/90-43</b> (J930336, J937027, J926202, J924719, J918211, J914005, J906413)
<b>Moteurs 6 cylindres / 6 cylinder engines</b>			
5130, 5230	6-590	2	<b>25/90-40</b> (J930337, J937404, J941742, J926203, J924720, J918212, J914006, J906414, J901175)
1896, 2096, 5140, 5150, 5240, 5250, MX100, MX110, MX120, MX135, MX150, MX170	6T590		
7110, 7120, 7130, 7140, 7210, 7220, 7230, 7240, 7250, 8910, 8920, 8930, 8940, 8950, 9110, 9130, 9220, 9230, 9240, 9310, 9330, MX180, MX200, MX220, MX240, MX270	6T830	3	<b>25/90-41</b> (J924644, J926201, J930338, J948071, J918213, J921067, J906415, J910066)
<b>Moissonneuses-batteuses / Combines</b>			
1620, 1640, 1644	6T590	2	<b>25/90-40</b> (J930337, J937404, J941742, J926203, J924720, J918212, J914006, J906414, J901175)
1666, 1670, 1688, 2166, 2188, 2365, 2366, 2388, CF60, CF70, CF80	6T830	3	<b>25/90-41</b> (J924644, J926201, J930338, J948071, J918213, J921067, J906415, J910066)

**Moteurs MWM / MWM engines**



Tracteurs Tractors	Moteur Engine	Réf. Ref.
<b>Moteurs 3 cylindres / 3 cylinder engines</b>		
C55, C55A	D 226-B 3	<b>25/90-72</b> (130100070708) Aspiration - Ø 29 mm
C64, C64A, C70A CS68, CS75 (⇒ 12/98)	TD 226-B 3	
<b>Moteurs 4 cylindres / 4 cylinder engines</b>		
CS78, CS86, CS94 (⇒ 12/98)	TD 226-B 4	<b>25/90-73</b> (130100070715) Aspiration - Ø 36 mm

Les références des pièces sont indicatives.  
Nos pièces ne sont pas d'origine

Part numbers are quoted for reference purposes only.  
Our parts and accessories are not original.



**POMPES A HUILE**  
**OIL PUMPS**

**Moteurs Perkins / Perkins engines**





Fig.		1	2	3	4	5	6
Tracteurs Tractors	Moteur Engine	Equilibreur Balancer unit	Pompe à huile Oil pump	Arbre Drive shaft	Bague avant Front bearing	Bague arrière Rear bearing	Pignon Balancer gear
<b>Moteurs 3 cylindres / 3 cylinder engines</b>							
C50, CS48, CS52, CX50	903.27		25/90-71 (2-1) (296240A1, 41314187, 130300070706)				
C60, CS58, CS63, CX60	903.27T						
<b>Moteurs 4 cylindres / 4 cylinder engines</b>							
C80, C90, CX80, CX90, CX100, MX80C, MX90C, MX100C	1004.4T	25/90-68 (293171A1, 390910A1, 4111K053)	25/90-70 (2-2) (293177A1, 4132F021, 4132F041)	25/93-68 (293039A1)	25/89-68 (293023A1)	25/89-69 (293024A1)	25/94-68 (293029A1)
C70, CX70	1004.4T	25/90-69 (3935598A1, 4111K051, 4111K022, 313626A1)					

Les références des pièces sont indicatives.  
Nos pièces ne sont pas d'origine

Part numbers are quoted for reference purposes only.  
Our parts and accessories are not original.



**POMPES A HUILE**  
**OIL PUMPS**

**Moteurs Iveco / Iveco engines**



1



2

Tracteurs Tractors	Moteur Engine	Fig. Fig.	Pompe à huile Oil pump
<b>Moteurs 3 cylindres / 3 cylinder engines</b>			
AVJ55, JX55	8035.06	1	<b>25/90-66</b> (4705827)
AVJ60, JX60, JX65, JX1060C, VJ60	8035.05		
<b>Moteurs 4 cylindres / 4 cylinder engines</b>			
AVJ70, JX70U, JX75, VJ70	8045.06	1	<b>25/90-66</b> (4705827)
JX80, JX80U, VJ80 JX85 (⇒ 13286)	8045.05		
JX85 (13287 ⇒), JX90, JX90U, JX95, JX100U, JX1095N, JX1095V		2	<b>25/90-81</b> (98415162)

**Moteurs Ford / Ford engines**







Tracteurs Tractors	Moteur Engine	Pompe à huile Oil pump
<b>Moteurs 6 cylindres / 6 cylinder engines</b>		
MXM120, MXM130, MXM135, MXM140, MXM150, MXM155, MXM165, MXM175, MXM180, MXM190	675/TA	<b>25/90-67</b> (87802585, 81868538)

Les références des pièces sont indicatives.  
Nos pièces ne sont pas d'origine

Part numbers are quoted for reference purposes only.  
Our parts and accessories are not original.



**BOUCHONS DE REMPLISSAGE D'HUILE ET DE CARTER**  
**OIL FILLER CAPS & SUMP PLUGS**

Tracteurs Tractors	Réf. Ref.	Désignation Description	Fig. Fig.
475	25/85-17 (3118164R1)	Bouchon de remplissage Oil filler cap	
JX55, JX60, JX65, JX70, JX70U, JX75, JX80, JX80U, JX85, JX90, JX90U, JX95, JX100U, JX1060C, JX1060V, JX1070C, JX1070N, JX1070V, JX1075C, JX1075N, JX1075V	25/85-18 (4232606)		
MXM120, MXM130, MXM135, MXM140, MXM150, MXM155, MXM165, MXM175, MXM180, MXM190	25/85-16 (87761857)		
C50, C60, C70, C80, C90, CS48, CS52, CS58, CS63, CX100, CX50, CX60, CX70, CX80, CX90, MX80C, MX90C, MX100C	25/88-12 (218386A1)	Bouchon de carter Sump plug	
MXM120, MXM130, MXM135, MXM140, MXM150, MXM155, MXM165, MXM175, MXM180, MXM190	25/88-13 (81822147)		

**JAUGES D'HUILE**  
**OIL DIPSTICKS**


Tracteurs Tractors	Réf. Ref.	OEM OEM
433, 440, 533, 540, 633, 640	25/86-18	3218617R91
644, 733, 743XL, 744, 745, 745XL, 833, 844, 844XL	25/86-19	3218623R92
733, 740, 743XL, 745XL, 833, 840, 844XL, 845XL, 856XL, 940	25/86-20	1806958C2, 1806958C4



Les références des pièces sont indicatives.  
Nos pièces ne sont pas d'origine

Part numbers are quoted for reference purposes only.  
Our parts and accessories are not original.





NEZ D'INJECTEUR  
INJECTOR NOZZLES



Moteurs IH / IH engines

Tracteurs Tractors	N° du nez d'injecteur Injector nozzle N°	Référence Reference	OEM OEM
D212, D214, D215, D217, D219, D320, D322, D324, D326, D430, D432, D436, D438, D439, D440	DNOSD1550 0434290014	25/117-54	718383R2
238, B275, 276, 354, 374, 384, B414, 424, 434, 444 Moteurs BD144, BD154 engines	BDN4SD6299 5643095 0434250056	25/117-51	3040871R91

Moteur Engine	N° du nez d'injecteur Injector nozzle N°	Référence Reference	OEM OEM	Tracteurs Tractors
D155 D179 D206 D239 D246 D268 D310 D358 DT402	DLLA150S836 0433271838	25/117-53	3218248R2	238, 248, 258, 385, 395, 433, 440, 484, 485, 495, 533, 540, 584, 585, 595, 633, 640, 733, 740, 833, 955, 956, 1056, 3210, 3220, 3230
	DLLA150S815 0433271849	25/117-52	3218251R2	248, 268, 278, 288, 385, 433, 484, 485, 684, 685, 695, 743, 744, 745, 785, 795, 833, 844, 844S, 845, 885, 895, 955, 956, 995, 1046, 1055, 1246, 1255, 4210, 4220, 4230, 4240
	DLLA150S716 0433271282	25/117-55	3218248R1	248, 385, 484, 485, 946
	DLLA150S2641 0433270120	25/117-56	3055426R91, 3055426R92	353, 383, 423, 433, 453, 474, 533, 644, 645, 654, 724, 946
	DLLA150S417 0433271180	25/117-57	3055428R92	454, 553, 574, 744, 844, 844S, 1046, 1246
	DLLA150S690	25/117-65	3218251R1	454, 2400 Remplacé par / Replaced by 25/117-52
	DLLA150S843 0433271834	25/117-58	3218255R2	1455



Plusieurs montages sur différents modèles - Vérifier le N° sur le nez d'injecteur  
Several assemblies on various models - Check number on the nozzle

O'ring d'injecteur tous modèles  
25/118-7 (717203R1)

Injector O'ring for all models  
25/118-7 (717203R1)



24 x 18 x 1.5

Joint d'injecteur  
Séries 23, 33, 44, 45, 56  
25/118-9

Injector joint  
23, 33, 44, 45, 56 series  
25/118-9

Moteurs Cummins / Cummins engines

N° du nez d'injecteur Injector nozzle N°	N° Bosch Bosch N°	Référence Reference	OEM OEM
DLLA155P135	0433171123	25/117-131	A77700, J908513
DLLA150P115	0433171104	25/117-60	
DLLA150P133	0433171121	25/117-61	
DLLA155P74 (9mm)	0433171074	25/117-59	J909476
6801118 (7mm) 6801121 FNG	-	25/117-187	J919322




Pour d'autres applications, veuillez nous consulter  
For other applications, please contact us

Les références des pièces sont indicatives.  
Nos pièces ne sont pas d'origine

Part numbers are quoted for reference purposes only.  
Our parts and accessories are not original.






**NEZ D'INJECTEUR**  
**INJECTOR NOZZLES**

**Moteurs MWM / MWM engines**

Tracteurs Tractors	N° du nez d'injecteur Injector nozzle N°	Référence Reference	OEM OEM
C55, C55A CS94 (⇒ 12/98)	DLLA152S1180 0433271691	<b>25/117-188</b>	130142080703
C64, C64A, C70A CS68, CS75, CS78, CS86 (⇒ 12/98)	DLLA151S972	<b>25/117-189</b>	130182080701

**Moteurs Sisu / Sisu engines**

Tracteurs Tractors	N° du nez d'injecteur Injector nozzle N°	Référence Reference	OEM OEM
CS68, CS78 (01/99 ⇒)	33426	<b>25/117-190</b>	142000080704
CS75, CS86, CS94 (01/99 ⇒) CVX120, CVX130, CVX150, CVX170	SDLLA152M34359	<b>25/117-191</b>	142000080703
CS110, CS120, CS130, CS150 (⇒ DBD0015200)	SDLLA150S620	<b>25/117-192</b>	162000080702
CS100, CS110, CS120, CS130, CS150 (DBD0075001 ⇒)	SDLLA145M34447	<b>25/117-193</b>	142000080709
CVX1135, CVX1145, CVX1155, CVX1170, CVX1190	SDLLA152M35926	<b>25/117-194</b>	162000080867

**Moteurs Perkins / Perkins engines**

Tracteurs Tractors	N° du nez d'injecteur Injector nozzle N°	Référence Reference	OEM OEM
C70, CX70	L072PBA	<b>25/117-195</b>	313634A1
C80, C90, CX80, CX90, MX80C, MX90C	L060PBA	<b>25/117-196</b>	293758A1
CX100, MX100C	L063PBA	<b>25/117-197</b>	293187A1


**Moteurs Iveco / Iveco engines**

Tracteurs Tractors	N° du nez d'injecteur Injector nozzle N°	Référence Reference	OEM OEM
JX55, JX75 (⇒ 13286), JX70U	DLLA132S1335	<b>25/117-198</b>	500317390
JX55, JX75 (13287 ⇒), JX80, JX1060C	DLLA132S1384	<b>25/117-199</b>	504051747
JX60, JX65, JX70, JX80U, JX85, JX90, JX90U, JX95, JX100U, JX1070C, JX1075C	DLLA132S1320	<b>25/117-200</b>	99469341

Les références des pièces sont indicatives.  
Nos pièces ne sont pas d'origine

Part numbers are quoted for reference purposes only.  
Our parts and accessories are not original.





**NEZ D'INJECTEUR  
INJECTOR NOZZLES**



**Moteurs Ford / Ford engines**

Tracteurs Tractors	N° du nez d'injecteur Injector nozzle N°	Référence Reference	OEM OEM
MXM135, MXM150, MXM165, MXM180		<b>25/117-201</b>	9968197
MXM175, MXM190 (⇒ C4874)		<b>25/117-209</b>	87802537
MXM175, MXM190 (D4874 ⇒)		<b>25/117-210</b>	87803276

Rondelle d'injecteur tous modèles MXM  
**25/118-6** (81873921)

*Injector washer for all MXM models  
25/118-6 (81873921)*



14 x 7 x 1.8

Joint d'injecteur tous modèles MXM  
**25/119-7** (81876874)

*Injector joint for all MXM models  
25/119-7 (81876874)*



**Moteurs Same / Same engines**


Tracteurs Tractors	N° du nez d'injecteur Injector nozzle N°	Référence Reference	OEM OEM
2120, 2120 PRO, 2130, 2130 PRO, 2140, 2140 PRO, 2150, 2150 PRO	DLLA150S925 0433271804	<b>25/117-202</b>	1966539C1
PJ55, PJN55, PJV55, PJ65, PJN65, PJV65, PJ75, PJN75, PJV75		<b>25/117-203</b>	440011A1

Les références des pièces sont indicatives.  
Nos pièces ne sont pas d'origine

Part numbers are quoted for reference purposes only.  
Our parts and accessories are not original.



**POMPES D'ALIMENTATION**  
**FUEL PUMPS**



**Moteurs IH / IH engines**

Tracteurs Tractors	Fig. Fig.	Réf. Ref.	OEM OEM	Kit de réparation Repair kit
454, 474, 574, 554, 624, 633, 644, 645, 654, 674, 724, 733, 740, 743, 744, 745, 756, 833, 840, 844, 845, 846, 856, 946, 955, 956, 1046, 1055, 1056, 1246, 1255, 1455	1	25/100-24	3132697R92, B503521	25/101-24 (3136002R91)
433, 440, 485, 495, 533, 540, 585, 595, 633, 640, 685, 695, 733, 740, 785, 795, 833, 840, 885, 895, 933, 940, 995, 3210, 3220, 3230, 4210, 4220, 4230, 4240	2	25/100-86	1202938C92, 1202938C93	
250, B275, 276, 354, 374, 384, B414, 434, 444 Moteurs BD144, BD154 engines	3	25/100-22	708294R93	25/101-22 (3066010R92)

**Moteurs Cummins / Cummins engines**


Tracteurs Tractors	Fig. Fig.	Réf. Ref.	OEM OEM	
1896, 5120, 5130, 5140, 5150, 5220, 5230, 5240, 5250	4	25/100-35	J904374, J928143	
7110, 7120, 7130, 7140, 7150, 7210 7220, 7230, 7240, 7250 (⇒ JJA0064977) 9110, 9130, 9210, 9230, 9240 9310 (⇒ JEE0036500), 9330	5	25/100-107	J917998, J933254, J930201, J906795	
7220, 7230, 7240, 7250 (JJA0064978 ⇒) 8910, 8920, 8930, 8940, 8950 9310 (JEE0036501 ⇒) MX180, MX200, MX210, MX220, MX230	6	25/100-108	J936316, J925709, J933252, J930566	
MX100, MX110, MX120, MX135, MX150, MX170	7	25/100-109	J936317, J933253, J930135, J926034, J921550	
MX240, MX255, MX270, MX285	8	25/100-110	J949093, J944386	
<b>Moissonneuses-batteuses / Combines</b>				
1660, 1666, 1670, 1680, 2166	5	25/100-107	J917998, J933254, J930201, J906795	
2344, 2365 2366 (⇒ 177699), 2388 (⇒ 272999)	7	25/100-109	J936317, J933253, J930135, J926034, J921550	
2365 2366 (177700 ⇒), 2388 (273000 ⇒)	6	25/100-108	J936316, J925709, J933252, J930566	

Les références des pièces sont indicatives.  
Nos pièces ne sont pas d'origine

Part numbers are quoted for reference purposes only.  
Our parts and accessories are not original.



**POMPES D'ALIMENTATION  
FUEL PUMPS**



**Moteurs MWM / MWM engines**

Tracteurs Tractors	Fig. Fig.	Réf. Ref.	OEM OEM	Kit de réparation Repair kit
C55, C55A, C64, C64A, C70A CS68, CS75, CS78, CS86, CS94 (⇒ 12/98)	1	25/100-100	130100080733, 140100080702	25/101-100 130100080735

**Moteurs Sisu / Sisu engines**

Tracteurs Tractors	Fig. Fig.	Réf. Ref.	OEM OEM
CS68, CS75, CS78, CS86, CS94 (01/99 ⇒) CS100, CS110, CS120, CS130, CS150 (DBD0075001 ⇒) CVX120, CVX130, CVX150, CVX170	2	25/100-78	354236A1, 142000080734
CS110, CS120, CS130, CS150 (⇒ DBD0015200)	3	25/100-101	162000080710, 162000080825
CVX1135, CVX1145, CVX1155, CVX1170, CVX1190	4	25/100-102	162000080883

**Moteurs Perkins / Perkins engines**

Tracteurs Tractors	Fig. Fig.	Réf. Ref.	OEM OEM
C50, C60, CS48, CS52, CS58, CS63, CX50, CX60	5	25/100-103	296265A1, 130300080739
475	6	25/100-23	3118234R91
C70, C80, C90, CX70, CX80, CX90, CX100, MX80C, MX90C, MX100C	7	25/100-104	295976A1

**Moteurs Iveco / Iveco engines**

Tracteurs Tractors	Fig. Fig.	Réf. Ref.	OEM OEM
AVJ55, AVJ60, AVJ70, JX55, JX60, JX65, JX70, JX70U, JX75, JX80, JX80U, JX85, JX90, JX90U, JX95, JX100U, JX1060C, JX1070C, JX1075C, VJ60, VJ70, VJ80	8	25/100-105	4757883

**Moteurs Ford / Ford engines**

Tracteurs Tractors	Fig. Fig.	Réf. Ref.	OEM OEM
MXM120, MXM130, MXM135, MXM140, MXM150, MXM155, MXM165, MXM175, MXM180, MXM190	9	25/100-106	87802238

**Moteurs Same / Same engines**


Tracteurs Tractors	Fig. Fig.	Réf. Ref.	OEM OEM
2120, 2120 PRO, 2130, 2130 PRO, 2140, 2140 PRO, 2150, 2150 PRO, PJ55, PJN55, PJV55, PJ65, PJN65, PJV65, PJ75, PJN75, PJV75	10	25/100-59	1966518C1

Les références des pièces sont indicatives.  
Nos pièces ne sont pas d'origine


Part numbers are quoted for reference purposes only.  
Our parts and accessories are not original.



**BOUGIES DE PRECHAUFFAGE**  
**HEATING PLUGS**



Tracteurs Tractors	Moteurs Engines	Fig. Fig.	Réf. Ref.	OEM OEM	Description Description
<b>Moteurs IH / IH engines</b>					
D324, D326, 323	D111	1	25/60-13	3054716R92	M18 x 1.5 9.5 V Parallèle / Parallel
D436, D438, D439	D148				
B275, 276, 354	BD144	2	25/60-8	710348R1	M18 x 1.5 0.9 V Série / Serial
238, 374, 384, B414, 424, 434, 444	BD154				
385, 395, 454, 474, 475, 484, 485, 495, 574, 584, 585, 595, 674, 684, 685, 695, 784, 785, 795, 884, 885, 895, 3210, 3220, 3230, 4210, 4220, 4230, 4240		3	25/60-9	3112805R91	à fiche / Plug connector - 7/8" UNF
			4	25/60-10	K928523, 3118299R1
<b>Moteurs Cummins / Cummins engines</b>					
5120, 5130, 5140, 5150, MX100, MX110, MX120, MX135		3	25/60-9	A77616	à fiche / Plug connector - 7/8" UNF
<b>Moteurs MWM / MWM engines</b>					
C55, C64, C70, CS68, CS75, CS78, CS86, CS94		5	25/60-43	130100090003	
<b>Moteurs Sisu / Sisu engines</b>					
CS68, CS75, CS78, CS86, CS94 (01/99 ⇒) CS100, CS110, CS120, CS130, CS150		3	25/60-9	162000090701	à fiche / Plug connector - 7/8" UNF
<b>Moteurs Perkins / Perkins engines</b>					
C50, C60, C70, C80, C90, CS48, CS52, CS58, CS63, CX50, CX60, CX70, CX80, CX90, CX100, MX80C, MX90C, MX100C		3	25/60-9	A77616, 218349A1	à fiche / Plug connector 7/8" UNF
475 (Perkins A4.212)		4	25/60-10	3118299R1	à vis / Screw connector - 7/8" UNF
<b>Moteurs Iveco / Iveco engines</b>					
AV155, AVJ60, AVJ70, JX55, JX60, JX65, JX70, JX70U, JX75, JX80, JX80U, JX85, JX90, JX90U, JX95, JX100U, JX1060C, JX1070C, JX1075C		3	25/60-40	5161845 5086043	à fiche / Plug connector 1/2" BSP
<b>Moteurs Ford / Ford engines</b>					
MXM120, MXM130, MXM135, MXM140, MXM150, MXM155, MXM165, MXM175, MXM180, MXM190		3	25/60-41	87800843	à fiche / Plug connector 7/8" UNF



**Témoin de bougie / Heating plug indicator**  
**63/974-1**

DLD2, D212, D214, D215, D217, D219,  
DED3, D320, D322, D324, D326,  
DGD4, D430, D432, D436, D439, D440

Les références des pièces sont indicatives.  
Nos pièces ne sont pas d'origine

Part numbers are quoted for reference purposes only.  
Our parts and accessories are not original.





POMPES A EAU  
WATER PUMPS

Moteurs IH / IH engines

Tracteurs Tractors	Moteurs Engines	Illustration Illustration	Réf. Ref.	Kit de réparat. Repair kit
D212, D214, D215, D217, D219, D320, D322, D324, D326, D430, D432, D436, D439, D440, DED, DED 3, DGD-4, DLD-2, 323	D66 D74 D99 D111 D132 D148		<b>25/130-56</b> (718891R97, 716410R98)	<b>25/131-56</b> (3052183R93)
135D, 137 CIMA (France)			<b>25/130-57</b> (763613R95)	
B275, 276, 354, 374, 384, B414, 424, 434, 444	BD144 BD154		<b>25/130-25</b> (3065132R92, 3119778R92, 703820R95)	<b>25/131-25</b> (1094021R91)
353, 383, 423, 433, 453, 523, 533, 553, 624, 633, 724, 644, 645, 733, 743, 745, 744, 824, 844, 844S, 845, 856	D155 D179 D206 D239 D246 D268 DT239		<b>25/130-59 (E)</b> (3132741R93) A = 110 mm B = 112 mm	<b>25/131-28</b> (3055285R94) B = 112 mm
<b>25/133-1</b> Joint / Gasket (764954R1) Avec moteurs With engines D155, D179, D206, D239, D246, D268			<b>25/130-58 (E)</b> (3136217R92, 3132738R93) A = 110 mm B = 98 mm	<b>25/131-27</b> (1094012R91) B = 98 mm
946, 955, 956, 1046, 1055, 1056, 1246, 1255, 1455	D310 D358 DT358 DT402		<b>25/130-29 (E)</b> (3138936R92) A = 100 mm	<b>25/131-28</b> (3055285R94) B = 112 mm
<b>25/130-29</b> Tract. stand. tractors <b>25/130-30</b> Avec / With compres. <b>25/130-60</b> Avec / With Airco			<b>25/130-30 (E)</b> (3132676R93) Axe / Shaft : 16 mm A = 78 mm	
			<b>25/130-60</b> (3144661R93) Axe / Shaft : 24 mm	
385, 395, 454, 474, 484, 485, 495, 574, 585, 585, 595, 674, 684, 685, 695, 784, 785, 795, 884, 885, 895, 995, HYDRO 85 3210, 3220, 3230, 4210, 4220, 4230, 4240	D155 D179 D206 D239 D246 D268 DT268		<b>25/130-28 (E)</b> (3136053R92, 3132739R93) A = 107 mm B = 112 mm	<b>25/131-27</b> (1094012R91) B = 98 mm
<b>25/133-1</b> Joint / Gasket (764954R1) Avec moteurs With engines D155, D179, D206, D239, D246, D268				<b>25/131-28</b> (3055285R94) B = 112 mm

(E) Disponible en version économique. Ajoutez le suffixe 'E' à la référence de commande  
Available in economic version. Add the suffix 'E' to the reference

Les références des pièces sont indicatives.  
Nos pièces ne sont pas d'origine

Part numbers are quoted for reference purposes only.  
Our parts and accessories are not original.






**POMPES A EAU**  
**WATER PUMPS**

**Moteurs Cummins / Cummins engines**

Tracteurs Tractors	Moteurs Engines	Illustration Illustration	Réf. Ref.	OEM OEM
5120, 5220	4T390		<b>25/130-61 (E)</b>	A77703, J802358, J802970, J286277
5130, 5230	6-590			
5140, 5150, 5240, 5250, MX100, MX110, MX120, MX135, MX150, MX170	6T590			
9110, 9130 (JCB0003600 ⇒)	6T830			
7110, 7120, 7130, 7140, 7150, 7210, 7220, 7230, 7240, 7250, 8910, 8920, 8930, 8940, 8950 9110, 9130 (⇒ JCB0003600) 9210, 9230, 9240, 9310, 9330, MX180, MX200, MX220	6T830		<b>25/130-62 (E)</b>	A77579, A77704, J800974, J800976, J802479, J802975
MX210, MX230, MX240, MX255, MX270, MX285	6T830		<b>25/130-232</b>	J804927, J940052
<b>Moissonneuses-batteuses / Combines</b>				
1620, 1640, 1644, 2144, 2344	6T590		<b>25/130-61 (E)</b>	A77703, J802358, J802970, J286277
2365, 2366, 2388, CF60	6T830			

(E) Disponible en version économique. Ajoutez le suffixe 'E' à la référence de commande  
Available in economic version. Add the suffix 'E' to the reference

**Moteurs MWM / MWM engines**

Tracteurs Tractors	Moteurs Engines	Illustration Illustration	Réf. Ref.	OEM OEM
C55, C55A	D 226-B 3		<b>25/130-216</b>	130100060703, 299671A1
C64, C64A, C70A CS68, CS75 (⇒ 12/98)	TD 226-B 3			
CS78, CS86, CS94 (⇒ 12/98)	TD 226-B 4			





Les références des pièces sont indicatives.  
Nos pièces ne sont pas d'origine

Part numbers are quoted for reference purposes only.  
Our parts and accessories are not original.






**POMPES A EAU**  
**WATER PUMPS**

**Moteurs Sisu / Sisu engines**

Tracteurs Tractors	Moteurs Engines	Illustration Illustration	Réf. Ref.	Kit de réparat. Repair kit
CS68, CS75 (01/99 ⇒)	320D		<b>25/130-233</b> (354190A1, 354273A1)	<b>25/131-233</b> (162000060745) Pour pompes d'origine For original pumps
CS78, CS86, CS94 (01/99 ⇒)	420D			
CS100, CS110	420D		<b>25/130-218</b> (162000060735)	<b>25/131-218</b> (162000060745) Uniquement pour Only for 25/130-218
CS120, CS130, CS150	620D		<b>25/130-219</b> (162084060704)	<b>25/131-219</b> (162084060712)
CVX120, CVX130, CVX150, CVX170, CVX1135, CVX1145, CVX1155, CVX1170, CVX1190	620D		<b>25/130-234</b> (162000060750)	<b>25/131-234</b> (162000060751)

**Moteurs Perkins / Perkins engines**

Tracteurs Tractors	Moteurs Engines	Illustration Illustration	Réf. Ref.	Kit de réparat. Repair kit
475	A4.212		<b>25/130-26</b> (3118125R91)	<b>25/131-26</b> (3118126R91)
C80, C90, CX80, CX90, CX100 (⇒ JEE008568)	1004.4T		<b>25/130-227</b> (293515A1) Montage 1 thermost. 1 thermost. mounting	<b>25/131-227</b> (281656A1)
C70, CX70 C80, C90, CX80, CX90, CX100 (JEE008569 ⇒) MX80C, MX90C, MX100C	1004.4T		<b>25/130-228</b> (311781A1) Montage 2 thermost. 2 thermost. mounting	


Les références des pièces sont indicatives.  
Nos pièces ne sont pas d'origine

Part numbers are quoted for reference purposes only.  
Our parts and accessories are not original.

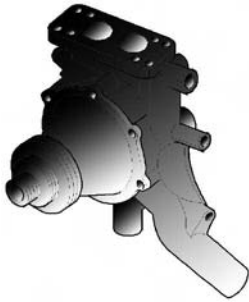


**POMPES A EAU**  
**WATER PUMPS**





**Moteurs Iveco / Iveco engines**

Tracteurs Tractors	Moteurs Engines	Illustration Illustration	Réf. Ref.	Kit de réparat. Repair kit
AVJ55, JX55	8035.06		<b>25/130-235</b> (99454833)	<b>25/131-235</b> (1940144)
AVJ60, JX60, JX65, JX70, JX1060C, JX1070C, JX1075C	8035.05			
AVJ70, JX70U, JX75	8045.06			
JX80, JX80U, JX85, JX90, JX90U, JX95, JX100U	8045.05			

**Moteurs Ford / Ford engines**

Tracteurs Tractors	Moteurs Engines	Illustration Illustration	Réf. Ref.	Kit de réparat. Repair kit
MXM120, MXM130	675/TA		<b>25/130-236</b> (87802491)	<b>25/131-236</b> (87802496)
MXM140, MXM155, MXM175, MXM190			<b>25/130-237</b> (87802490)	turbine Ø126 mm impeller Ø126 mm
MXM135			<b>25/130-242</b> (87802436)	<b>25/131-242</b> (87801641)
MXM150, MXM165, MXM180			<b>25/130-243</b> (87802437)	turbine Ø115 mm impeller Ø115 mm



**DURITES DE DERIVATION DE POMPE A EAU**  
**BY-PASS HOSES**

Tracteurs Tractors	Réf. Ref.	OEM OEM	Illustration Illustration
238, 248, 258, 268, 278, 288, 385, 395, 474, 484, 485, 485XL, 495, 495XL, 584, 585, 585XL, 595, 595XL, 684, 685, 685XL, 695, 695XL, 784, 785, 785XL, 795, 795XL, 884, 885, 885XL, 895, 895XL, 995, 995XL, 3210, 3220, 3230, 4210, 4220, 4230, 4240	<b>25/142-5</b>	3144028R1	
353, 383, 423, 433, 440, 453, 533, 540, 644, 654, 733, 740, 946, 955, 1046	<b>25/142-6</b>	3132719R1	
354, 364, 374, 384, B414, 424, 434, 444, 2276, 2300, 2350, 3434,	<b>25/141-9</b>	3065127R1 3065127R91	
454, 574, 674, 2400, 2500	<b>25/142-4</b>	3132144R1	
553, 633, 640, 724, 743, 743XL, 744, 745S, 745XL, 824, 833, 840, 844, 844S, 844XL, 845, 845XL, 856XL, 940, 956, 956XL, 1055, 1056, 1056XL, 1246, 1255, 1255XL, 1455, 1455XL	<b>25/142-7</b>	3132720R1	
C55, C64, C70, CS68, CS75, CS78, CS86, CS94	<b>25/142-32</b>	130100190705	

Les références des pièces sont indicatives.  
Nos pièces ne sont pas d'origine

Part numbers are quoted for reference purposes only.  
Our parts and accessories are not original.





**COURROIES  
BELTS**

Tracteurs <i>Tractors</i>	Alternateur <i>Alternator</i>	Pompe à eau <i>Water pump</i>	Ventilateur <i>Fan</i>	Air conditionné <i>Airco</i>	Air comprimé <i>Compressed air</i>
238, 248, 258, 268, 278, 288, 395, 484, 485XL, 495, 495XL, 574, 584, 674, 684, 784, 785, 795, 884, 3210, 4210, 4220, 4230, 4240		<b>25/144-26</b> (3129140R1, 3125249R1, 527470R1)			
585, 585XL, 595, 595XL, 685, 685XL, 695, 695XL, 785XL, 795XL, 885, 885XL, 895, 895XL, 995XL, 3220, 3230				<b>25/144-183</b> (84657C1)	
B275, B414					
276, 354, 364, 434, 444, 2276, 2300, 2350, 3434	<b>25/144-11</b> (704449R1)				
374, 384			<b>25/144-23</b> (3060464R1, 709502R1)		
323, 353, 383, 423, 433, 453, 553, 654, 724, 824 ( <b>Dynamo 11A</b> ) 475, 533, 633, 644, 733, 743, 744, 745S, 833, 844, 844S		<b>25/144-24</b> (3055715R1, 3116685R1)			
323, 383, 423, 453 ( <b>Dynamo 16A</b> ) 440, 540, 640, 740, 743, 743XL, 745S, 745XL, 840, 844S, 844XL, 845, 845XL, 856XL, 940		<b>25/144-130</b> (3144678R1)			
385, 454, 484, 485, 485XL, 585XL, 995, 2400		<b>25/144-25</b> (3113329R1, 3129139R1)			
553, 654, 724, 824 ( <b>Dynamo 16A</b> )					
946, 955, 955XL, 956, 956XL, 1046, 1055, 1055XL, 1056, 1056XL, 1246		<b>25/144-28</b> (3136258R1)			<b>25/144-185</b> (897505H1)
856, 1026, 1256, 1456		<b>25/144-131</b> (385120R2)			
885, 995		<b>25/144-132</b> (1537104C1)		<b>25/144-183</b> (84657C1)	
946, 955, 955XL, 1046, 1055, 1055XL, 1246		<b>25/144-27</b> (3138935R1, 3218952R1)			
1255, 1255XL, 1455, 1455XL					
956, 1056		<b>25/144-133</b> (3218043R1)			
956XL, 1056XL		<b>25/144-27</b> (3138935R1, 3218952R1)			<b>25/144-186</b> (1329161C1)
956XL, 1056XL, 1255XL, 1455XL	<b>25/144-134</b> (3228279R1)	<b>25/144-135</b> (3228287R91, 3228421R1)		<b>25/144-184</b> (1806189C1)	
1255, 1255XL, 1455, 1455XL		<b>25/144-28</b> (3218951R1)			<b>25/144-187</b> (3228131R1)


Les références des pièces sont indicatives.  
Nos pièces ne sont pas d'origine

Part numbers are quoted for reference purposes only.  
Our parts and accessories are not original.




**"THE RELIABLE SERVICE"**





**COURROIES  
BELTS**




Tracteurs Tractors	Alternateur Alternator	Pompe à eau Water pump	Ventilateur Fan	Air conditionné Airco	Air comprimé Compressed air
2120, 2130	<b>25/144-136</b> (401942A1) <i>avec / with Airco</i>		<b>25/144-138</b> (1966513C1)		
2140, 2150	<b>25/144-137</b> (404398A1) <i>sans / without Airco</i>		<b>25/144-139</b> (1966512C1)	<b>25/144-188</b> (341530A1)	
3220, 3230	<b>25/144-26</b> (3129140R1, 3125249R1, 527470R1)			<b>25/144-183</b> (84657C1)	
3210, 4210, 4220, 4230, 4240					
4240	<b>25/144-132</b> (1537104C1)			<b>25/144-183</b> (84657C1)	
5120, 5130			<b>25/144-89</b> (J911558)	<b>25/144-69</b> (A184652)	<b>25/144-193</b> (D136236)
5220, 5230					
5140, 5150, 5240, 5250			<b>25/144-90</b> (J911562)	<b>25/144-68</b> (84766C1)	
7110, 7120, 7130, 7140, 7150			<b>25/144-140</b> (J911567)	<b>25/144-189</b> (131403C1)	<b>25/144-194</b> (235414A1, A189039)
7210, 7220, 7230, 7240, 7250					
8910, 8920, 8930, 8940, 8950					
STX275, STX325					
9110, 9130 (⇒ JCB0003599)			<b>25/144-141</b> (J905866)	<b>25/144-190</b> (6-1451)	
9110, 9130 (JCB0003600 ⇒)					
9210, 9230, 9240, 9310, 9330			<b>25/144-142</b> (J911572)		<b>25/144-191</b> (90-7729T1)
C50, C60			<b>25/144-143</b> x 2 (218509A1)		
			<b>25/144-144</b> (259289A1)		
C55, C55A, C64, C64A, C70A			<b>25/144-145</b> (141100060014)	<b>25/144-147</b> (130100130041)	
C70, C80, C90			<b>25/144-146</b> (238990A1)	<b>25/144-192</b> (228332A2)	
CS48, CS52, CS58, CS63			<b>25/144-147</b> (130300060002)		


Les références des pièces sont indicatives.  
Nos pièces ne sont pas d'origine

Part numbers are quoted for reference purposes only.  
Our parts and accessories are not original.





**COURROIES  
BELTS**



Tracteurs <i>Tractors</i>	Alternateur <i>Alternator</i>	Pompe à eau <i>Water pump</i>	Ventilateur <i>Fan</i>	Air conditionné <i>Airco</i>	Air comprimé <i>Compressed air</i>
CS68, CS75 <i>(moteur MWM engine)</i>				25/144-164 (140100130132)	
				25/144-195 (140100130131)	
CS78, CS86, CS94 (⇒ 02953) <i>(moteur MWM engine)</i>		25/144-145 (141100060014) <i>sauf / except CS94</i>		25/144-28 (130100130071)	
CS78, CS86, CS94 (02954 ⇒) <i>(moteur MWM engine)</i>				25/144-164 (140100130132)	
CS78, CS86, CS94 (⇒ 02115) <i>(moteur MWM engine)</i>				25/144-196 (130100130072)	
CS78, CS86, CS94 (02116 ⇒) <i>(moteur MWM engine)</i>				25/144-195 (140100130131)	
CS94 <i>(moteur MWM engine)</i>		25/144-148 (140100060001)			
		25/144-149 x 2 (140100060002)			
CS68, CS75 <i>(moteur Sisu engine)</i>		25/144-160 x 2 (132000060012)			
CS68, CS75, CS78, CS86, CS94 <i>(moteur Sisu engine)</i>		25/144-161 x 2 (142000060011)		25/144-197 (132000130020)	25/144-164 (140100130132)
		25/144-162 x 2 (142000060012)		25/144-198 (162000130004)	
				25/144-164 (140100130132)	
CS100, CS110 (DBD0075001 ⇒)		25/144-163 x 2 (139900130003)			25/144-135 (162000060005)
CS110		25/144-164 (142000060001)		25/144-199 (142000130004)	25/144-135 (162000060005)
				25/144-410 (142000130005)	25/144-412 (162000130003)
CS120, CS130, CS150				25/144-198 (162000130004)	
CS120		25/144-27 (162000060001)		25/144-411 (162000130007)	
CS130, CS150		25/144-165 (162000060006)			

Les références des pièces sont indicatives.  
Nos pièces ne sont pas d'origine


Part numbers are quoted for reference purposes only.  
Our parts and accessories are not original.




**"THE RELIABLE SERVICE"**







**COURROIES**  
**BELTS**





Tracteurs Tractors	Alternateur Alternator	Pompe à eau Water pump	Ventilateur Fan	Air conditionné Airco	Air comprimé Compressed air
CVX120, CVX130, CVX150, CVX170		<b>25/144-166</b> x 2 (162000060007)		<b>25/144-413</b> (162000130046)	<b>25/144-135</b> (162000060005)
CVX1135, CVX1145, CVX1155, CVX1170, CVX1190				<b>25/144-414</b> (162000130074)	
CX50, CX60		<b>25/144-143</b> (218509A1)		<b>25/144-415</b> (238215A3)	
		<b>25/144-144</b> (259289A1)			
CX70, CX80, CX90, CX100		<b>25/144-167</b> x 2 (241895A2)		<b>25/144-192</b> (228332A2)	<b>25/144-420</b> (293956A1)
		<b>25/144-168</b> x 2 (389069A1)		<b>25/144-416</b> (248265A2)	
JX55, JX60, JX65, JX70, JX75, JX80, JX85, JX90, JX95	<b>25/144-169</b> (5088081)		<b>25/144-171</b> (5094418)	<b>25/144-417</b> (5140009)	
	<b>25/144-170</b> (4796327)		<b>25/144-172</b> (5140010)		
JX55, JX65, JX75, JX85 (⇒ 13286)		<b>25/144-173</b> (98432118)			
JX55, JX65 (13287 ⇒) JX60, JX70, JX70U, JX80U, JX90U, JX100U		<b>25/144-174</b> (98473705)		<b>25/144-417</b> (5140009) JX70U, JX80U	
JX75, JX85 (13287 ⇒) JX80, JX90, JX95, JX70U, JX80U, JX90U, JX100U		<b>25/144-175</b> (500369112)		<b>25/144-418</b> (5186233) JX90U, JX100U	
JX1060C, JX1070C, JX1075C		<b>25/144-174</b> (98473705)		<b>25/144-419</b> (5154152)	
		<b>25/144-176</b> (4796328)			
PJ55, PJN55, PJV55	<b>25/144-136</b> (401942A1) avec / with Airco		<b>25/144-138</b> (1966513C1)	<b>25/144-188</b> (341530A1)	
PJ65, PJ75, PJN65, PJN75, PJV65, PJV75	<b>25/144-137</b> (404398A1) sans / without Airco		<b>25/144-139</b> (1966512C1)		
MX80C, MX90C, MX100C		<b>25/144-167</b> x 2 (241895A2)		<b>25/144-416</b> (248265A2)	<b>25/144-420</b> (293956A1)
		<b>25/144-168</b> x 2 (389069A1)			<b>25/144-421</b> (294462A1) avec / with Airco

Les références des pièces sont indicatives.  
Nos pièces ne sont pas d'origine

Part numbers are quoted for reference purposes only.  
Our parts and accessories are not original.



**COURROIES  
BELTS**



Tracteurs Tractors	Alternateur Alternator	Pompe à eau Water pump	Ventilateur Fan	Air conditionné Airco	Air comprimé Compressed air
		25/144-89 (J911558) sauf / except MX150, MX170		25/144-69 (A184652) sauf / except MX150, MX170	
MX100, MX110, MX120, MX135, MX150, MX170		25/144-90 (J911562)		25/144-68 (84766C1)	25/144-422 (228316A1) sans / without Airco  25/144-421 (294462A1) avec / with Airco
MX150, MX170					25/144-425 (255402A1)
MX180, MX200, MX220		25/144-177 (243372A1)		25/144-423 (A189040)	25/144-426 (385738R1)
MX210, MX230, MX240		25/144-178 (87402830)			25/144-427 (86989142)
MX240, MX270		25/144-179 (243373A1)		25/144-424 (320344A1)	25/144-426 (385738R1)
MX255, MX285		25/144-180 (87402831)			25/144-427 (86989142)
MXM120, MXM130, MXM140, MXM155, MXM175, MXM190		25/144-181 (87802822)			25/144-428 (82021010)
MXM135, MXM150, MXM165, MXM180		25/144-182 (87800858)			

**TENDEUR DE COURROIE  
BELT TENSIONER**



Tracteurs Tractors	Réf. Ref.	OEM OEM
5120, 5130, 5140, 5150, 5220, 5230, 5240, 5250, 7110, 7120, 7130, 7140, 7150, 7210, 7220, 7230, 7240, 7250, 8910, 8920, 8930, 8940, 8950, 9110, 9130, 9210, 9230, 9240, 9310, 9330, MX100, MX110, MX120, MX135, MX150, MX170, MX180, MX200, MX220, MX240, MX270	25/135-1	J912246, J911315, J936203, J934817, J918944, J914086

Les références des pièces sont indicatives.  
Nos pièces ne sont pas d'origine

Part numbers are quoted for reference purposes only.  
Our parts and accessories are not original.



**DURITES DE RADIATEUR**  
**RADIATOR HOSES**

Tracteurs Tractors	Fig. Fig.	Durite supérieure Top hose	Fig. Fig.	Durite inférieure Bottom hose
B275 (⇒ 46506)	1	<b>25/153-24</b> (704289R1, 704289R2)	3	<b>25/154-26</b> (704287R2)
B275 (46507 ⇒) 2276	2	<b>25/153-26</b> (3065130R1)		
B414 (⇒ 30924)	4	<b>25/153-25</b> (3042414R1)	5	<b>25/154-27</b> (3044009R1, 3112068R1)
238, 248, 385, 395, 485, 485XL, 495, 495XL, 585XL 484 (8169 ⇒)	6	<b>25/153-160</b> (1502065C1)	8	<b>25/154-29</b> (402189R1)
385, 454, 464, 485, 485XL, 2400 484 (⇒ 8168)	7	<b>25/153-29</b> (402191R1)		
258, 268, 278, 288, 474, 485XL, 574, 584, 585, 585XL, 595, 595XL, 674, 684, 685, 685XL, 695, 695XL, 784, 785, 785XL, 795, 795XL, 884, 885, 885XL, 895, 895XL, 995, 2500	9	<b>25/153-31</b> (402207R1)	10	<b>25/154-31</b> (402205R1)
276, 434, 3434 B414 (30925 ⇒)	11	<b>25/153-27</b> (3065129R1)	5	<b>25/154-27</b> (3044009R1, 3112068R1)
354, 364, 374, 384, 444, 2300, 2350	12	<b>25/153-28</b> (3112067R1)		
288, 485XL, 585, 585XL, 595, 595XL, 685, 685XL, 695, 695XL, 785, 785XL, 795, 795XL, 885, 885XL, 895, 895XL	13	<b>25/153-90</b> (84496C1)	14	<b>25/154-90</b> (84497C1, 84497C2)
323	15	<b>25/153-195</b> (787144R1)	16	<b>25/154-195</b> (787143R1)
353, 423	17	<b>25/153-196</b> (787147R1)	18	<b>25/154-161</b> (787146R1)
353, E353, 383, 423, E423, 453	19	<b>25/153-33</b> (3134506R1)		
433, 533, 633, 733, 740, 833, 840, 940			20	<b>25/154-33</b> (3399199R1)
433, 433E, 433V, 440, 533, 533E, 533V, 540, 633, 633E, 633V, 640, 733E, 733V	21	<b>25/153-32</b> (3148117R1)	22	<b>25/154-32</b> (3216754R1)
475	23	<b>25/153-30</b> (3116665R1)	24	<b>25/154-30</b> (3116664R1)
553, 644, 654, 724, 743, 743XL, 744, 745S, 745XL, 824, 844, 844S, 844XL, 845, 845XL, 856XL	25	<b>25/153-34</b> (3134507R1)	26	<b>25/154-34</b> (3057428R1)
844XL, 845XL	19	<b>25/153-33</b> (3134506R1)		
946, 1046	27	<b>25/153-162</b> (3140981R1)	22	<b>25/154-32</b> (3216754R1)
955, 955XL, 956, 956XL, 1055, 1055XL, 1056, 1056XL, 1246	28	<b>25/153-35</b> (3220434R1)	29	<b>25/154-35</b> (3220435R1)
1255, 1255XL, 1455, 1455XL			31	<b>25/154-91</b> (3226798R1)
1255XL, 1455XL (avec / with Airco)	30	<b>25/153-91</b> (3404225R1)		
995, 995XL	32	<b>25/153-163</b> (1536489C1)	14	<b>25/154-90</b> (84497C1, 84497C2)
3210, 3220, 4240 (⇒ JJE0910719)				
3230, 4210, 4220, 4230 (⇒ JJE0910719)	13	<b>25/153-90</b> (84496C1)		

Les références des pièces sont indicatives.  
Nos pièces ne sont pas d'origine



**"THE RELIABLE SERVICE"**



Part numbers are quoted for reference purposes only.  
Our parts and accessories are not original.

**DURITES DE RADIATEUR**  
**RADIATOR HOSES**


Tracteurs Tractors	Fig. Fig.	Durite supérieure Top hose	Fig. Fig.	Durite inférieure Bottom hose
3210, 3220, 4240 (JJE0910720 ⇒)	33	<b>25/153-164</b> (180502A1)	35	<b>25/154-164</b> (180501A3)
3230, 4210, 4220, 4230 (JJE0910720 ⇒)	34	<b>25/153-165</b> (180503A1)		
5120, 5130, 5140, 5150, 5220, 5230, 5240, 5250	36	<b>25/153-125</b> (T103198)	37	<b>25/154-125</b> (T103197)
7110, 7120, 7130, 7140, 7150 7210, 7220, 7230, 7240, 7250 (⇒ JJA0064977)	38	<b>25/153-166</b> (1289072C1)	39	<b>25/154-166</b> (1334477C1, 252305A1)
7210, 7220, 7230, 7240, 7250 (JJA0064978 ⇒) 8930, 8940	40	<b>25/153-167</b> (184299A1)	41	<b>25/154-167</b> (186489A1)
8910, 8920, 8950			42	<b>25/154-168</b> (235912A1, 254335A1)
AVJ55, AVJ60, AVJ70	43	<b>25/153-169</b> (5104825)	44	<b>25/154-169 x 2</b> (596152)
C55, C55A, C64, C64A, C70A	45	<b>25/153-170</b> (1-33-153-027)	46	<b>25/154-170 x 2</b> (161000060224)
C70 C80 (JJE1006290 ⇒ JJE1008925) C90 (JJE1006290 ⇒ JJE1008984) C100 (JJE1006290 ⇒ JJE1008888)	47	<b>25/153-172</b> (224814A5)	48	<b>25/154-172</b> (324817A1, 258749A4)
C80 (JJE1008926 ⇒) C90 (JJE1008985 ⇒) C100 (JJE1008889 ⇒)			49	<b>25/154-175</b> (335186A1)
CS48, CS58	50	<b>25/153-176</b> (130300530011)	52	<b>25/154-176</b> (190003169634)
CS52, CS63	51	<b>25/153-177</b> (130300530013)		
CS68, CS75, CS78, CS86, CS94 (moteur MWM engine)	53	<b>25/153-171</b> (1-33-153-014)	46	<b>25/154-170 x 2</b> (161000060224)
CS68, CS75, CS78, CS86, CS94 (moteur Sisu engine)	54	<b>25/153-178</b> (132000530004)	55	<b>25/154-178</b> (132000530003)
CS100, CS110	56	<b>25/153-179</b> (162000530009)	57	<b>25/154-179</b> (162000530010)
CS120, CS130, CS150			58	<b>25/154-180</b> (142000530011)
			57	<b>25/154-179</b> (162000530010)
	59	<b>25/154-181</b> (162000530011)		
CVX120, CVX130, CVX150, CVX170, CVX1135, CVX1145, CVX1155, CVX1170, CVX1190	60	<b>25/153-182</b> (162000530104)	61	<b>25/154-182</b> (162000530103)
CX70	62	<b>25/153-173</b> (224814A4)	48	<b>25/154-172</b> (324817A1, 258749A4)
CX80 (⇒ JJE1008608) CX90 (⇒ JJE1008568) CX100 (⇒ JJE1008670) Radiateur standard / Standard radiator			49	<b>25/154-175</b> (335186A1)
CX80 (JJE1008609 ⇒) CX90 (JJE1008569 ⇒) CX100 (JJE1008671 ⇒) Radiateur standard / Standard radiator			63	<b>25/154-173</b> (324818A1)
CX90 (⇒ JJE1008568) CX100 (⇒ JJE1008670) Radiateur haut / High radiator			64	<b>25/154-174</b> (335187A1)
CX90 (JJE1008569 ⇒) CX100 (JJE1008671 ⇒) Radiateur haut / High radiator				

Les références des pièces sont indicatives.  
Nos pièces ne sont pas d'origine

Part numbers are quoted for reference purposes only.  
Our parts and accessories are not original.



**DURITES DE RADIATEUR  
RADIATOR HOSES**

Tracteurs Tractors	Fig. Fig.	Durite supérieure Top hose	Fig. Fig.	Durite inférieure Bottom hose
JX55, JX60, JX65, JX70, JX75, JX80, JX85, JX90	43	<b>25/153-169</b> (5104825)	44	<b>25/154-169 x 2</b> (596152)
JX70U, JX80U, JX90U, JX100U				
JX70U, JX80U, JX90U, JX100U (sans / without  )	65	<b>25/153-183</b> (5166566)	66	<b>25/6002-183</b> (4997262) Rigide / Stiff
JX95	67	<b>25/153-184</b> (5090562)	44	<b>25/154-169 x 2</b> (596152)
JX1060C, JX1060V, JX1070C, JC1070N, JX1070V, JX1075C, JX1075N, JX1075V, JX1095N, JX1095V	68	<b>25/153-185</b> (5176675)		
MX80C (⇒ JJE1052142) MX90C (⇒ JJE1052113) MX100C (⇒ JJE1052063) Radiateur haut / High radiator	62	<b>25/153-173</b> (224814A4)	63	<b>25/154-173</b> (324818A1)
MX80C (JJE1052143 ⇒) MX90C (JJE1052114 ⇒) MX100C (JJE1052064 ⇒) Radiateur haut / High radiator			64	<b>25/154-174</b> (335187A1)
MX100, MX110, MX120, MX135, MX150, MX170	69	<b>25/153-186</b> (141569A2)	70	<b>25/154-186</b> (141570A1)
MX180, MX200, MX220, MX240, MX270	71	<b>25/153-187 x 2</b> (257281A1, 257281A2)	72	<b>25/154-187</b> (226756A1, 226756A2)
MX210, MX230, MX255, MX285 MX240, MX270 (sauf / except <b>25/153-190</b> )	73	<b>25/153-188</b> (397511A1)	74	<b>25/154-188</b> (255682A1, 255682A2)
	75	<b>25/153-189</b> (414804A1) ⇒ JAZ135315	76	<b>25/154-189</b> (255683A2)
	73	<b>25/153-188</b> (397511A1)	74	<b>25/154-188</b> (255682A1, 255682A2)
	77	<b>25/153-190</b> (87306058) JAZ135316 ⇒		
MXM120, MXM130, MXM140, MXM155	78	<b>25/153-191</b> (82028240)	79	<b>25/154-191</b> (82028242)
MXM135, MXM150, MXM165, MXM180	80	<b>25/153-192</b> (82000889)	81	<b>25/154-192</b> (82009831)
MXM175, MXM190	82	<b>25/153-193</b> (82028241)	83	<b>25/154-193</b> (82028242)
MXU100, MXU115 MXU100, MXU110, MXU115, MXU130 X-LINE	84	<b>25/153-197</b> (82030134)	86	<b>25/154-197</b> (82030135)
MXU110, MXU125, MXU135	85	<b>25/153-198</b> (82030133)		
VJ60, VJ70, VJ80	43	<b>25/153-169</b> (5104825)	44	<b>25/154-169 x 2</b> (596152)



**Autres durites sur demande.**  
**Other hoses on request**



**DURITES DE RADIATEUR  
RADIATOR HOSES**

1	25/153-24	2	25/153-26	3	25/154-26	4	25/153-25	5	25/154-27
6	25/153-160	7	25/153-29	8	25/154-29	9	25/153-31	10	25/154-31
11	25/153-27	12	25/153-28	13	25/153-90	14	25/154-90	15	25/153-195
16	25/154-195	17	25/153-196	18	25/154-161	19	25/153-33	20	25/154-33
21	25/153-32	22	25/154-32	23	25/153-30	24	25/154-30	25	25/153-34
26	25/154-34	27	25/153-162	28	25/153-35	29	25/154-35	30	25/153-91
31	25/154-91	32	25/153-163	33	25/153-164	34	25/153-165	35	25/154-164
36	25/153-125	37	25/154-125	38	25/153-166	39	25/154-166	40	25/153-167
41	25/154-167	42	25/154-168	43	25/153-169	44	25/154-169	45	25/153-170
46	25/154-170	47	25/153-172	48	25/154-172	49	25/154-175	50	25/153-176

Les références des pièces sont indicatives.  
Nos pièces ne sont pas d'origine

Part numbers are quoted for reference purposes only.  
Our parts and accessories are not original.







































**"THE RELIABLE SERVICE"**





**DURITES DE RADIATEUR**  
**RADIATOR HOSES**

51	25/153-177	52	25/154-176	53	25/153-171	54	25/153-178	55	25/154-178
									
56	25/153-179	57	25/154-179	58	25/154-180	59	25/154-181	60	25/153-182
									
61	25/154-182	62	25/153-173	63	25/154-173	64	25/154-174	65	25/153-183
									
66	25/6002-183	67	25/153-184	68	25/153-185	69	25/153-186	70	25/154-186
									
71	25/153-187	72	25/154-187	73	25/153-188	74	25/154-188	75	25/153-189
									
76	25/154-189	77	25/153-190	78	25/153-191	79	25/154-191	80	25/153-192
									
81	25/154-192	82	25/153-193	83	25/154-193	84	25/153-197	85	25/153-198
									
86	25/154-197								
									

Les références des pièces sont indicatives.  
Nos pièces ne sont pas d'origine



**"THE RELIABLE SERVICE"**



Part numbers are quoted for reference purposes only.  
Our parts and accessories are not original.

**DURITES AU METRE A COUPER**  
**HOSES BY METER TO CUT**

Réf. Ref.	Ø nominal / Nominal Ø		Réf. Ref.	Ø nominal / Nominal Ø	
	mm	Pouce / Inch		mm	Pouce / Inch
70/155-16	16	5/8	70/155-30	30	1 <sup>1/8</sup>
70/155-18	18	3/4	70/155-32	32	
70/155-19	19		70/155-35	35	1 <sup>1/4</sup>
70/155-20	20		70/155-38	38	
70/155-22	22	7/8	70/155-40	40	1 <sup>1/2</sup>
70/155-25	25	1	70/155-45	45	1 <sup>3/4</sup>
70/155-28	28		70/155-50	50	2


**COLLIERS DE DURITE**  
**HOSE CLIPS**

Réf. Ref.	Ø utile / Adjustment		Réf. Ref.	Ø utile / Adjustment	
	mm	Pouce / Inch		mm	Pouce / Inch
70/2940-012	9,5 - 12	3/8 - 1/2	70/2940-060	45 - 60	1 <sup>3/4</sup> - 2 <sup>3/8</sup>
70/2940-022	16 - 22	5/8 - 7/8	70/2940-070	55 - 70	2 - 2 <sup>3/4</sup>
70/2940-025	18 - 25	3/4 - 1	70/2940-080	60 - 80	2 <sup>3/8</sup> - 3 <sup>1/8</sup>
70/2940-030	22 - 30	7/8 - 1 <sup>1/8</sup>	70/2940-090	70 - 90	2 <sup>3/4</sup> - 3 <sup>1/2</sup>
70/2940-035	25 - 35	1 - 1 <sup>3/8</sup>	70/2940-100	85 - 100	3 <sup>1/4</sup> - 4
70/2940-040	30 - 40	1 <sup>1/8</sup> - 1 <sup>5/8</sup>	70/2940-120	90 - 120	3 <sup>3/4</sup> - 4 <sup>1/2</sup>
70/2940-050	35 - 50	1 <sup>1/4</sup> - 1 <sup>7/8</sup>	70/2940-140	120 - 140	4 <sup>1/2</sup> - 5 <sup>1/2</sup>
70/2940-055	40 - 55	1 <sup>1/2</sup> - 2 <sup>1/8</sup>	70/2940-160	140 - 160	5 <sup>1/2</sup> - 6 <sup>1/4</sup>



Les références des pièces sont indicatives.  
 Nos pièces ne sont pas d'origine

Part numbers are quoted for reference purposes only.  
 Our parts and accessories are not original.



**THERMOSTATS**  
**THERMOSTATS**



**Moteurs IH / IH engines**

Tracteurs Tractors	Fig. Fig.	Thermostat Thermostat	Joint Gasket	Remarques Remarks
B275, 276, 354, 374, 384, B414, 424, 434, 444 Moteurs BD144, BD154 engines	1	25/143-15 (3042303R92)	25/147-74 (3065125R1)	82°
353, 385, 395, 423, 433, 440, 453, 454, 474, 484, 485, 533, 553, 584, 585, 633, 654, 674, 684, 685, 695, 724, 733, 743, 745, 784, 785, 795, 824, 833, 840, 844, 845, 856, 884, 885, 895, 940, 946, 956, 995, 1046, 1055, 1056, 1246, 1255, 1455, 3210, 3220, 3230, 4210, 4220, 4230, 4240	2	25/143-17 (3059676R91, 3059676R92, 3228046R2)	25/147-75 (3132143R1, 3132143R2)	82° Ø 54 mm

**Moteurs Cummins / Cummins engines**

Tracteurs Tractors	Fig. Fig.	Thermostat Thermostat	Joint Gasket	Remarques Remarks
5120, 5130, 5140, 5150, 5220, 5230, 5240, 5250, MX100, MX110, MX120, MX135, MX150, MX170	3	25/143-44 (A77736, J906700, J912587)		Ø 54 mm Complet avec joint (J923331) Complete with gasket (J923331)
7110, 7120, 7130, 7140, 7150, 7210, 7220, 7230, 7240, 7250, 8910, 8920, 8930, 8940, 8950, 9110, 9130, 9210, 9230, 9240, 9310, 9330, MX180, MX200, MX220	4	25/143-70 x 2 (J907242, J928639)	25/147-70 (J914310)	82° - Ø 43.3 mm
MX210, MX230, MX240, MX255, MX270, MX285	5	25/143-71 (J940632)	25/147-71 x 2 (238-5227)	82° - Ø 73 mm

**Moissonneuses-batteuses / Combines**

1660, 1666, 1670, 1680, 1688, 2166, 2188 2365 (⇒ 177699), 2366 (⇒ 255699), 2388 (⇒ 290799) CF60, CF70, CF80	4	25/143-70 x 2 (J907242, J928639)	25/147-70 (J914310)	82° - Ø 43.3 mm
2365 (177700 ⇒) 2366 (255700 ⇒) 2388 (290800 ⇒)	5	25/143-71 (J940632)	25/147-71 x 2 (238-5227)	82° - Ø 73 mm

**Moteurs MWM / MWM engines**


Tracteurs Tractors	Fig. Fig.	Thermostat Thermostat	Joint Gasket	Remarques Remarks
C55, C55A, C64, C64A, C70A CS68, CS75, CS78, CS86, CS94 (⇒ 12/98)	6	25/143-62 (130100061001, 130100061003)	25/147-62 (130100061002)	85°

Les références des pièces sont indicatives.  
Nos pièces ne sont pas d'origine

Part numbers are quoted for reference purposes only.  
Our parts and accessories are not original.



**THERMOSTATS**  
**THERMOSTATS**



**Moteurs Sisu / Sisu engines**

Tracteurs Tractors	Fig. Fig.	Thermostat Thermostat	Joint Gasket	Remarques Remarks
CS68, CS75 (01/99 ⇒) CS100, CS110, CS120, CS130, CS150	1	25/143-64 (132000060708)		79°
CS78, CS86, CS94 (01/99 ⇒)	2	25/143-63 (132000060709, 132000060726)	25/147-63 (132000060712)	83°
CVX120, CVX130, CVX150, CVX170, CVX1135, CVX1145, CVX1155, CVX1170, CVX1190 Montage 2 thermost. / 2 thermost. mounting	3	25/143-69 (162000060701) +	25/147-68 (162000060703)	79°
	4	25/143-68 (162000060702)	Joint double Double gasket	83°

**Moteurs Perkins / Perkins engines**

Tracteurs Tractors	Fig. Fig.	Thermostat Thermostat	Joint Gasket	Remarques Remarks
475	5	25/143-16 (3118127R1)		78°
C80, C90, CX80, CX90, CX100 (⇒ JJE008568)	6	25/143-65 (218039A1)	25/147-65 (293151A1)	82°
C70, CX70 C80, C90, CX80, CX90, CX100 (JJE008569 ⇒) MX80C, MX90C, MX100C		25/143-65 x 2 (218039A1)	25/147-66 (218548A1) Joint double Double gasket	
CS48, CS58	7	25/143-90 (299992A1)		82°

**Moteurs Iveco / Iveco engines**

Tracteurs Tractors	Fig. Fig.	Thermostat Thermostat	OEM OEM	Remarques Remarks
AVJ55, AVJ60, AVJ70, JX55, JX60, JX65, JX70, JX70U, JX75, JX80, JX80U, JX85, JX90, JX90U, JX95, JX100U, JX1060C, JX1070C, JX1075C	8	25/143-66 (98463637)	25/147-72 (98482590) 3 trous / 3 holes  25/147-73 (99450535) 5 trous / 5 holes	82°

**Moteurs Ford / Ford engines**

Tracteurs Tractors	Fig. Fig.	Thermostat Thermostat	Joint Gasket	Remarques Remarks
MXM120, MXM130, MXM135, MXM140, MXM150, MXM155, MXM165, MXM175, MXM180, MXM190	9	25/143-67 (87800842)	25/147-67 (83912930)	82°

Les références des pièces sont indicatives.  
Nos pièces ne sont pas d'origine

Part numbers are quoted for reference purposes only.  
Our parts and accessories are not original.



**"THE RELIABLE SERVICE"**



**COLLECTEURS DE REFROIDISSEMENT**  
**COOLANT MANIFOLDS**

**Moteurs IH / IH engines**



1



2-1



2-2

Tracteurs Tractors	1 Boitier Housing	2 Collecteur Manifold
323, 353, 383, 423, 433, 453, 533, 553, 654, 724, 824	25/149-3 (3132718R1, 3218256R1)	25/6050-1 (2-1) (3132717R1)
440, 540, 640, 740, 840, 940, 745S, 845S, 1255, 1255XL, 1455, 1455XL		
433, 533, 633, 644, 733, 743, 743XL, 744, 745XL, 833, 844, 844S, 844XL, 845, 856XL, 946, 955, 956, 955XL, 956XL, 1046, 1055, 1055XL, 1056, 1056XL, 1246		25/6050-2 (2-2) (3218330R1, 3218257R1)

**Moteurs Iveco / Iveco engines**




Tracteurs Tractors	Boitier Housing	OEM OEM
JX55, JX60, JX65, JX70, JX75, JX80, JX85, JX90, JX95, JX1060C, JX1060V, JC1070C, JX1070N, JX1070V, JX1075C, JX1075N, JX1075V	25/149-7	4661543

**ROBINETS DE RESERVOIR**  
**FUEL TAPS**



1



2

Tracteurs Tractors	Fig. Fig.	Référence Reference	OEM OEM
2120, 2130, 2140, 2150 + PRO PJ55, PJ65, PJ75, PJN55, PJM65, PJN75, PJV55, PJV65, PJV75	1	25/103-15	1967790C1
AVJ55, AVJ60, AVJ70, VJ60, VJ70, VJ80	2	25/103-16	5176344

Les références des pièces sont indicatives.  
Nos pièces ne sont pas d'origine

Part numbers are quoted for reference purposes only.  
Our parts and accessories are not original.





**BOUCHONS DE RESERVOIRS**  
**FUEL TANK CAPS**



Tracteurs Tractors	Fig. Fig.	Référence Reference	OEM OEM	Remarques Remarks
323, 353, 383, 423, 433, 453, 523, 533, 553, 554, 624, 633, 644, 654, 724, 733, 744, 824, 833, 844, 844S, 946, 1046, 1246	1	25/105-11	3137474R2	Ø 80 mm - ventilé Ø 80 mm - ventilated
433, 440, 533, 540, 633, 640, 733, 740, 833, 840, 933, 940, 743, 743XL, 744, 745S, 745XL, 844, 844S, 844XL, 845, 845XL, 856XL, 946, 955, 955XL, 956, 956XL, 1046, 1055, 1056, 1056XL, 1246, 1255, 1255XL, 1455, 1455XL, 5120, 5130, 5140, 5150, 5220, 5230, 5240, 5250 644, 844 (2000)	2	25/105-10	3221253R1	Ø 67 mm - ventilé Ø 67 mm - ventilated
3210, 3220, 3230, 421, 4220, 4230, 4240, C50, C60, C70, C80, C90, C100, CX50, CX60, CX70, CX80, CX90, CX100, MX100, MX110, MX120, MX135, MX150, MX170, MX80C, MX90C, MX100C	3	25/105-30	277106A1, 226384A1	Ø 65 mm - ventilé - verrouillable Ø 65 mm - ventilated - lockable
5120, 5130, 5140, 5150, 5220, 5230, 5240, 5250	4	25/105-31	1531353C2	Ø 88 mm - ventilé Ø 88 mm - ventilated
7110, 7120, 7130, 7140, 7150, 7210, 7220, 7230, 7240, 7250, 8910, 8920, 8930, 8940, 8950	5	25/105-32	1283826C2	Ø 80 mm - ventilé Ø 80 mm - ventilated
AVJ55, AVJ60, AVJ70, VJ60, VJ70, VJ80	6	25/105-35	5139618	Ø 45 mm
C42, C48, C55, C64, C70, CS48, CS58, CS68, CS75	7	25/105-36	1192550151	Ø 80 mm - ventilé Ø 80 mm - ventilated
CS78, CS86, CS94 (⇒ 12/98) CS110, CS120, CS130, CS150 (⇒ 04/00)	8	25/105-34	137700550088	Ø 83 mm - ventilé Ø 83 mm - ventilated
CS48, CS52, CS58, CS63, CS68, CS75 CS78, CS86, CS94 (01/99 ⇒) CS100, CS110, CS120, CS130, CS150 (04/00 ⇒) CVX120, CVX130, CVX150, CVX170, CVX1135, CVX1145, CVX1155, CVX1170, CVX1190	9	25/105-33	1-33-155-600, 1-33-755-004	Ø 80 mm - ventilé Ø 80 mm - ventilated
JX70U, JX80U, JX1060C, JX1070C, JX1070U, JX1080U, JX1075C, JX1085C, JX1095C, JX55, JX60, JX65, JX70, JX75, JX80, JX85, JX90, JX95, MXM120, MXM130, MXM135, MXM140, MXM150, MXM155, MXM165, MXM175, MXM180, MXM190, MXU100, MXU110, MXU115, MXU125, MXU130, MXU135	10	25/105-37	82009352, 82012210	Ø 80 mm
JX1060V, JX1070N, JX1070V, JX1075N, JX1075V, JX1095N, JX1095V	11	25/105-38	44907408	Ø 60 mm
MX100, MX110, MX120, MX135, MX150, MX170, MX180, MX200, MX220, MX240, MX270	12	25/105-39	257349A1	Ø 88 mm

Les références des pièces sont indicatives.  
Nos pièces ne sont pas d'origine

Part numbers are quoted for reference purposes only.  
Our parts and accessories are not original.



"THE RELIABLE SERVICE"





**CABLES D'ARRET**  
**STOP CABLES**




Tracteurs Tractors	Référence Reference	OEM OEM	Longueur Length	Remarques Remarks
Universel / Universal	25/107-2	-	1700 mm	Câble à recouper / Cable to cut
248, 454, 484, 485	25/107-19	3112806R1	900 mm	Avec pompe d'injection CAV With CAV injection pump
248, 485, 585, 685, 785, 885	25/107-16	3125551R1, 3125552R1	1250 mm	Sekura
454, 474, 574, 584, 585, 674, 684, 685, 784, 785, 884, 885	25/107-17	529001R1	1000 mm	Avec pompe d'injection Bosch With Bosch injection pump
248, 258, 278, 385, 484, 485, 485XL, 584, 585, 585XL, 684, 685, 685XL, 743XL, 745XL, 784, 785, 785XL, 884, 885, 885XL	25/107-18	3234947R1, 3234947R2, 3129712R1, 3129713R1	1275 mm	Avec pompe d'injection VA With VA injection pump
248, 258, 385, 485, 485XL, 495XL, 585, 585XL, 595, 595XL, 685, 685XL, 695, 695XL, 743XL, 745XL, 785, 785XL, 795XL, 844XL, 845XL, 856XL, 885, 885XL, 895, 895XL, 995, 995XL 3210, 3220, 3230, 4210, 4220, 4230, 4240 (avec / with )	25/107-27	1965053C2, 1333179C1	1440 mm	Avec pompe d'injection VE With VE injection pump
278, 585, 685, 784, 785, 884, 885	25/107-20	3129724R1	1630 mm	Sekura
743XL, 745XL, 844XL, 856XL	25/107-28	3234950R1	1440 mm	Avec pompe d'injection VA With VA injection pump
955, 1055, 956 (⇒ 140883), 956XL, 1056 (⇒ 156183), 1056XL	25/107-29	3221356R3, 3399974R1	1530 mm	Avec pompe d'injection VA With VA injection pump
956 (140884 ⇒), 956XL, 1056 (156184 ⇒), 1056XL	25/107-30	1965067C1	1545 mm	Avec pompe d'injection VE With VE injection pump
323, 383, 423, 433E, 433V, 453, 533E, 533V	25/107-31	3137273R91	960 mm	
433, 533, 633	25/107-36	3148322R1	1250 mm	
733, 733E, 733V, 833, 833E, 833V	25/107-32	3226577R1	1250 mm	
644, 743, 744, 745S, 845	25/107-33	3145826R1	1390 mm	
844, 844S, 845 946, 1046, 1246 (sans / without  2000)	25/107-34	3141087R91	1550 mm	
433, 440, 533, 540, 633, 640	25/107-37	1285140C1, 1285140C2	1130 mm	
733, 740, 833, 840, 940	25/107-38	1965062C1	1240 mm	
946, 1046 (avec / with  2000)	25/107-35	3223207R91	1870 mm	

Les références des pièces sont indicatives.  
Nos pièces ne sont pas d'origine



Part numbers are quoted for reference purposes only.  
Our parts and accessories are not original.



**CABLES D'ARRET**  
**STOP CABLES**

Tracteurs Tractors	Référence Reference	OEM OEM	Longueur Length	Remarques Remarks
				
553, 654, 724, 824	25/107-39	3131163R91	1090 mm	
				
955, 956, 956XL, 1055, 1056, 1056XL	25/107-40	3221346R1	1120mm	
				
2120, 2130, 2140, 2150 + PRO PJ55, PJN55, PJV55, PJ65, PJN65, PJV65, PJ75, PJN75, PJV75	25/107-21	324406A1, 1547442C1	600 mm	

**SOLENOÏDES D'ARRET**  
**STOP SOLENOIDS**








Tracteurs Tractors	Référence Reference	OEM OEM	Illustration Illustration
5120, 5140, 5150, 5220, 5240, 5250	25/7101-4	A77753	
7110, 7120, 7130, 7140, 7150, 7210, 7220, 7230, 7240, 7250, 9110, 9130, 9210, 9230, 9240, 9310, 9330	25/7101-5	J914093, J918600, J921978, J923257, J928160	

Les références des pièces sont indicatives.  
Nos pièces ne sont pas d'origine

Part numbers are quoted for reference purposes only.  
Our parts and accessories are not original.



**CABLES D'ACCELERATEUR**  
**THROTTLE CABLES**






Tracteurs Tractors	Référence Reference	OEM OEM	Longueur Length	Remarques Remarks
				
485XL, 495XL, 585, 585XL, 595, 595XL, 685, 685XL, 695, 695XL, 785XL, 795XL, 885, 885XL, 895, 895XL, 995, 995XL 3210, 3220, 3230, 4210, 4220, 4230, 4240 (avec / with  )	<b>25/108-30</b>	3401585R3	1450 mm	Accélérateur à la main Hand throttle
743XL, 745XL, 844XL, 845XL, 856XL	<b>25/108-31</b>	3234948R3	1590 mm	
743XL, 745XL	<b>25/108-57</b>	3234945R3	1430 mm	
955XL, 956, 956XL, 1055XL, 1056, 1056XL	<b>25/108-58</b>	3234949R1, 3234949R2	1740 mm	Avec pompe d'injection VA With VA injection pump
956XL, 1056XL	<b>25/108-59</b>	1965088C1	1770 mm	Avec pompe d'injection VE With VE injection pump
				
5120, 5130, 5140, 5150, 5230, 5240, 5250	<b>25/108-60</b>	1531323C1, 1531323C2	1630 mm	
				
7110, 7120, 7130, 7140, 7150, 7210, 7220, 7230, 7240, 7250, 8910, 8920, 8930, 8940, 8950	<b>25/108-61</b>	97173C3, 97173C4	1820 mm	Accélérateur au pied Foot throttle
7110, 7120, 7130, 7140, 7150, 7210, 7220, 7230, 7240, 7250, 8910, 8920, 8930, 8940, 8950	<b>25/108-66</b>	1267688C2, 1267688C3	2530 mm	Accélérateur à la main Hand throttle
				
AVJ55, AVJ60, AVJ70, VJ60, VJ70, VJ80	<b>25/108-65</b>	5149955, 5121344	1040 mm	
				
CS48, CS52, CS58, CS63	<b>25/108-62</b>	1-34-543-236	740 mm	Accélérateur au pied Foot throttle
				
CS78, CS86, CS94 (⇒ 12/98)	<b>25/108-63</b>	1-34-643-098	373 mm	Accélérateur au pied Foot throttle

Les références des pièces sont indicatives.  
Nos pièces ne sont pas d'origine

Part numbers are quoted for reference purposes only.  
Our parts and accessories are not original.



**CABLES D'ACCELERATEUR  
THROTTLE CABLES**


Tracteurs Tractors	Référence Reference	OEM OEM	Longueur Length	Remarques Remarks
				
CS78, CS86, CS94 (⇒ 12/98)	25/108-67	1-34-643-081	3800 mm	Accélérateur à la main <i>Hand throttle</i>
CS78, CS86, CS94 (01/99 ⇒) CS120, CS130, CS150 (⇒ 03/00)	25/108-64	1-34-643-424, 1-34-643-531	1170 mm	Accélérateur au pied <i>Foot throttle</i>
CS78, CS86, CS94 (01/99 ⇒) CS120, CS130, CS150 (⇒ 03/00)	25/108-68	1-34-643-425	3400 mm	Accélérateur à la main <i>Hand throttle</i>
CS120, CS130, CS150 (04/00 ⇒)	25/108-69	1-34-643-533	1370 mm	Accélérateur au pied <i>Foot throttle</i>
				
MX80C, MX90C, MX100C, MX100, MX110, MX120, MX135, MX150, MX170	25/108-70	239750A3	1300 mm	
				
MX100, MX110, MX120, MX135, MX150, MX170	25/108-71	358186A1, 358186A2	2022 mm	Accélérateur au pied <i>Foot throttle</i>
				
MXM120, MXM130, MXM140, MXM155	25/108-72	82025456, 82032416	1280 mm	Accélérateur au pied <i>Foot throttle</i>
				
MXU100, MXU115, MXU130	25/108-73	82016354, 82037447	1320 mm	Accélérateur au pied <i>Foot throttle</i>

Les références des pièces sont indicatives.  
Nos pièces ne sont pas d'origine

Part numbers are quoted for reference purposes only.  
Our parts and accessories are not original.



**RADIATEURS  
RADIATORS**




Tracteurs Tractors	Fig. Fig.	Référence Reference	OEM OEM	L x l x H mm	Remarques Remarks
238, 248, 258, 268, 288, 385, 395, 484, 485, 485XL, 495, 495XL, 584, 585, 585XL, 595, 595XL, 684, 685, 685XL, 695, 695XL, 784, 785, 785XL, 795, 795XL, 885, 885XL, 895, 895XL, 995	1	25/150-74	84524C93, 3121413R91, 3121414R92, 1536373C1	485 x 70 x 570	
288, 485XL, 585, 585XL, 595, 595XL, 685, 685XL, 695, 695XL, 785, 785XL, 795, 795XL, 885, 885XL, 895, 895XL	2	25/150-73	84673C3, 84673C4, 84673C5, 84673C6	472 x 109 x 629	
353, 353E, 383, 383E, 423, 423E	3	25/150-55	3131579R91, 787141R92	405 x 94 x 475	
523, 624	4	25/150-141	787605R92	518 x 100 x 564	
533E, 533V, 540, 633, 633E, 633V, 640	5	25/150-53	3148115R93, 3148115R94, 3223389R91	491 x 77 x 534	Remplace 'Chausson' - 'Windhoff' Replaces 'Chausson' - 'Windhoff'
644	6	25/150-52	3145499R91, 3145499R92	530 x 95 x 545	Remplace 'Windhoff' Replaces 'Windhoff'
733, 740, 833E, 833V	7	25/150-50	3233229R91, 3233229R92	490 x 97 x 540	Remplace 'Windhoff' Replaces 'Windhoff'
743, 744, 745S, 844S, 845	8	25/150-54	3145498R93, 3147851R93	530 x 95 x 547	Remplace 'Chausson' - 'Windhoff' Replaces 'Chausson' - 'Windhoff'
743XL, 745XL, 844S, 844XL, 845, 845XL	9	25/150-62	3216849R92, 3399930R1, 3399928R1	530 x 95 x 545	Remplace 'Windhoff' Replaces 'Windhoff'
833, 840, 940	10	25/150-51	1328723C91, 1328723C92	489 x 95 x 530	Remplace 'Windhoff' Replaces 'Windhoff'

Les références des pièces sont indicatives.  
Nos pièces ne sont pas d'origine

Part numbers are quoted for reference purposes only.  
Our parts and accessories are not original.




**RADIATEURS  
RADIATORS**



Tracteurs Tractors	Fig. Fig.	Référence Reference	OEM OEM	L x l x H mm	Remarques Remarks
955XL, 956, 956XL, 1055XL, 1056, 1056XL	1	25/150-85	3399812R1		Remplace 'Windhoff' Replaces 'Windhoff'
1255, 1255XL, 1455, 1455XL	2	25/150-84	3226796R92		
5120, 5130, 5140, 5150, 5220, 5230, 5240, 5250	3	25/150-56	104753A1, 104753A2	538 x 129 x 643	
7110, 7120, 7130, 7140, 7210, 7220, 7230, 7240	4	25/150-130	A190663		
7150, 7250	4	25/150-131	A190807		
C50, C60, C70, C80, CX50, CX60, CX70, CX80, CX90	5	25/150-157	222890A5		
C64, C64A, C70A	6	25/150-142	1-33-153-001, 1-33-153-060	485 x 117 x 648	Moteur MWM engine
CS48, CS52, CS58	7	25/150-146	130300530001	485 x 117 x 554	Moteur Perkins engine
CS68, CS75	8	25/150-143	1-33-153-016, 1-33-153-216	485 x 117 x 519	Moteur MWM engine
CS78, CS86, CS94	9	25/150-144	1-33-153-018, 1-33-153-218	485 x 117 x 798	Moteur MWM engine
MX100, MX110, MX120, MX135, MX150, MX170	10	25/150-161	135691A3		

**SILENT-BLOC DE RADIATEUR  
RADIATOR SILENT-BLOC**

Tracteurs Tractors	Référence Reference	OEM OEM	Fig. Fig.
AVJ55, AVJ60, AVJ70, JX55, JX60, JX65, JX70, JX75, JX80, JX85, JX90, JX95, JX70U, JX80U, JX90U, JX100U, JX1070U, JX1080U, JX1090U, JX1100U, JX1060C, JX1070C, JX1075C, JX1085C, JX1095C, JX1060V, JX1070N, JX1070V, JX1075N, JX1075V, JX1095N, JX1095V, MXM135, MXM150, MXM165, MXM180, VJ60, VJ70, VJ80	25/4114-10	5108225	

Les références des pièces sont indicatives.  
Nos pièces ne sont pas d'origine

Part numbers are quoted for reference purposes only.  
Our parts and accessories are not original.





**BOUCHONS DE RADIATEUR  
RADIATOR CAPS**



Tracteurs Tractors	Fig. Fig.	Référence Reference	OEM OEM	Remarques Remarks
B275, 276, 354, 364, 374, B414, 434, 444, 475, 2300, 2350	1	25/151-11	3111424R91, 3064970R91, 3047378R91	Ø52-68 / 7 lbs
323, 383, 423, 433, 440, 453, 533, 540, 553, 633, 640, 644, 654, 724, 733, 740, 743, 744, 745S, 824, 833, 840, 844, 845, 856, 955, 956, 1046, 1055, 1056, 1246, 1255, 1455	2	25/151-13	787151R91, 3134146R1	Ø38-56 / 7 lbs
248, 258, 268, 278, 385, 454, 464, 474, 484, 485, 495, 574, 584, 585, 595, 674, 684, 685, 784, 785, 884, 885, 2400, 2500, 3210, 3220, 3230, 4210, 4220, 4230, 4240	2	25/151-12	532029R1, 1500626C92	Ø38-56 / 10 lbs
1896, 2096, 5120, 5130, 5140, 5150, 5220, 5230, 5240, 5250, 7110, 7120, 7130, 7140, 7150, 7210, 7220, 7230, 7240, 7250, 8910, 8920, 8930, 8940, 8950, 9240, 9310, 9330, C50, C60, C70, C80, C90, CX50, CX60, CX70, CX80, CX90, CX100, MX100, MX110, MX120, MX135, MX150, MX170, MX180, MX200, MX210, MX220, MX230, MX240, MX255, MX270, MX285, MX80C, MX90C, MX100C Moissonneuses-batteuses / Combines 1620, 1640, 1644, 1660, 1666, 1670, 1680, 1688, 2144, 2166, 2188, 2344, 2365, 2366, 2388	2	25/151-33	A170241, A171919	Ø38-56 / 13 lbs
C55, C55A, C64, C64A, C70A, CS48, CS52, CS58, CS63, CS68, CS75, CS78, CS86, CS94	2	25/151-34	1-33-753-001	Ø38-56 / 7 lbs
CS100, CS110, CS120, CS130, CS150, CVX120, CVX130, CVX150, CVX170	2	25/151-35	162000530701	Ø38-56 / 7 lbs
AVJ55, AVJ60, AVJ70, JX100U, JX55, JX60, JX65, JX70, JX70U, JX75, JX80, JX80U, JX85, JX90, JX90U, JX95, JX1060C, JX1060V, JX1070C, JX1070N, JX1070U, JX1070V, JX1075C, JX1075N, JX1075V, JX1080U, JX1085C, JX1090U, JX1095C, JX1100U, VJ60, VJ70, VJ80	2	25/151-34	4999682	Ø38-56 / 7 lbs
JX95	2	25/151-33	83935950	Ø38-56 / 13 lbs
MXM120, MXM130, MXM140, MXM155 (⇒ C4883) MXU100, MXU110, MXU115, MXU125, MXU135 (⇒ C4827)	3	25/151-154	82002652	Ø56
MXM175, MXM190	2	25/151-36	83957211	Ø38-56 / 13 lbs

**VENTILATEUR  
FAN BLADE**




Tracteurs Tractors	Référence Reference	OEM OEM	Remarques Remarks
553, 654, 724, 824	25/145-3	3055301R91	Ø 480 mm 8 pales / blades 6 trous / holes
644, 743, 743XL, 744, 745S, 745XL, 833, 844, 844S, 844XL, 845, 845XL,	25/145-21	3218984R1	Ø 450 mm 5 pales / blades 6 trous / holes

Les références des pièces sont indicatives.  
Nos pièces ne sont pas d'origine

Part numbers are quoted for reference purposes only.  
Our parts and accessories are not original.



**COLLECTEURS D'ADMISSION & D'ÉCHAPPEMENT  
INLET & EXHAUST MANIFOLDS**



Tracteurs Tractors	Fig. Fig.	Référence Reference	OEM OEM	Désignation Description
258, 268, 288, 574, 584, 585, 585XL, 595, 595XL, 684, 685, 685XL, 695, 695XL, 733, 740, 743, 743XL, 745S, 745XL, 784, 785, 785XL, 795, 795XL, 833, 840, 844S, 844XL, 845, 845XL, 884, 885, 885XL, 895, 895XL, 940, 2500, 3230, 4210, 4230, 4240	1	25/65-25	3136066R12	Collecteur d'échappement / Exhaust manifold
544, 624, 644, 724, 744, 824, 844, 844S	2	25/65-10	3058003R1, 3058003R12	Collecteur d'échappement / Exhaust manifold
946, 955, 955XL, 956, 956XL, 1046, 1055, 1055XL, 1056, 1056XL,	3	25/65-26	3138941R11	Collecteur d'échappement / Exhaust manifold
JX55, JX65 (⇒ 13286)	4	25/64-3	4602345	Collecteur d'admission / Inlet manifold
JX75, JX85 (⇒ 13286)	5	25/64-4	4602348	Collecteur d'admission / Inlet manifold
JX70U, JX80U	6	25/65-24	4606570	Collecteur d'échappement / Exhaust manifold

**JOINTS DE COLLECTEUR D'ADMISSION & D'ÉCHAPPEMENT  
INLET & EXHAUST MANIFOLD GASKETS**

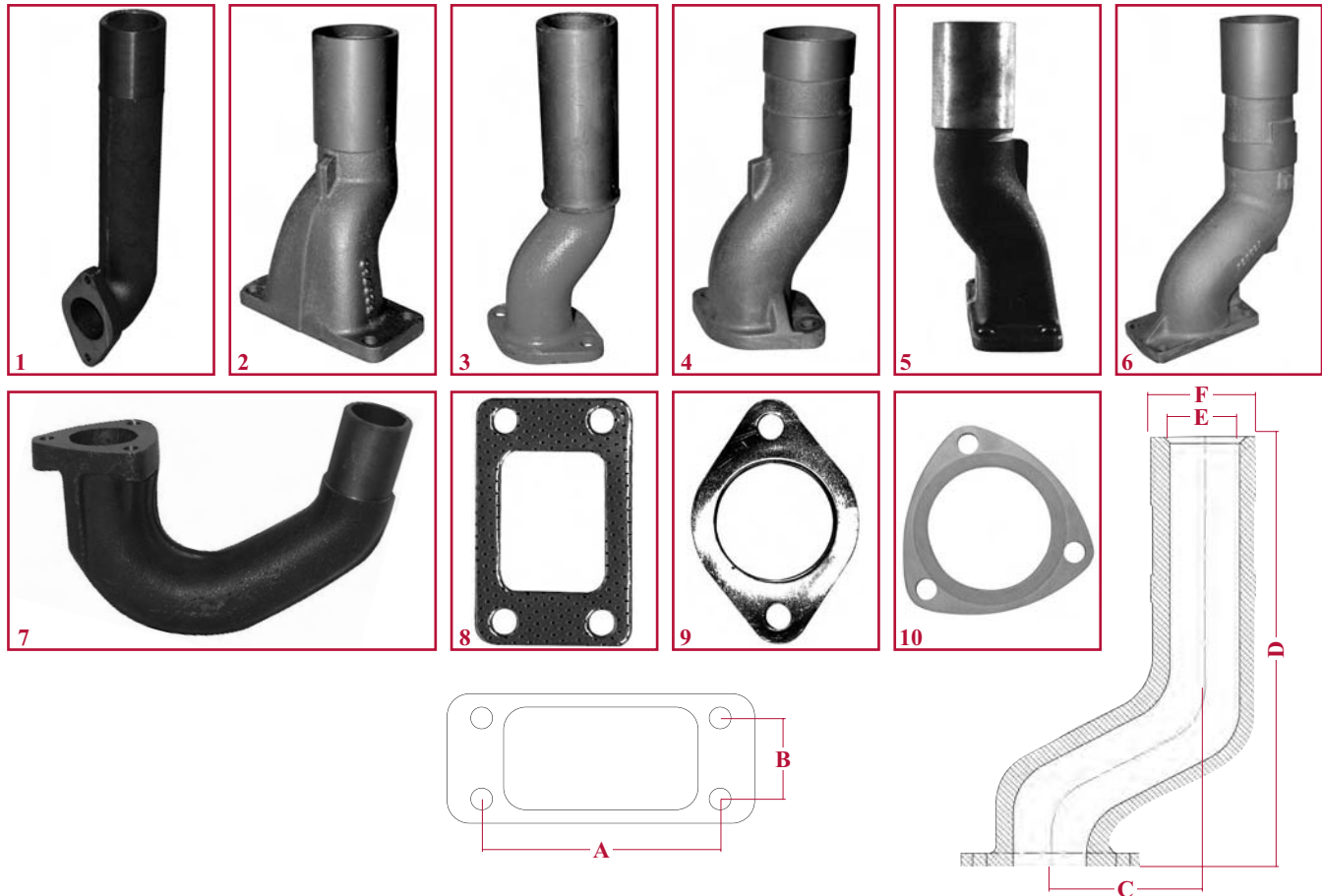
Tracteurs Tractors	Référence Reference	OEM OEM	Illustration Illustration	Désignation Description
D155, D179 - Moteurs 3 cyl. engines D206, D239, D246, D268 - Moteurs 4 cyl. engines D310, D358, DT402 - Moteurs 6 cyl. engines	25/66-10	3132434R1		Joint de collecteur d'échappement Exhaust manifold gasket
5120, 5130, 5140, 5150, 5220, 5230, 5240, 5250, MX100, MX110, MX120, MX135, MX150, MX170	25/66-25	J905443, J927154		Joint de collecteur d'échappement Exhaust manifold gasket
C50, C60, CS48, CS52, CS58, CS63, CX50, CX60	25/66-26	296218A1, 130300110702		Joint de collecteur d'admission Inlet manifold gasket
	25/66-27	296223A1, 130300110703, 431005A1		Joint de collecteur d'échappement Exhaust manifold gasket
C55, C64, C70, CS68, CS75 CS78, CS86, CS94 (⇒ 12/98)	25/66-28	130100190703		Joint de collecteur d'admission Inlet manifold gasket
	25/66-29	130100110701, 130100110702		Joint de collecteur d'échappement Exhaust manifold gasket
CS68, CS75, CS120, CS130, CS150, CVX120, CVX130, CVX150, CVX170, CVX1135, CVX1145, CVX1155, CVX1170, CVX1190	25/66-30	162000110706		Joint de collecteur d'admission Inlet manifold gasket
CS78, CS86, CS94 (01/99 ⇒) CS100, CS110	25/66-31	142080110707		Joint de collecteur d'admission Inlet manifold gasket
JX55, JX60, JX65, JX70, JX70U, JX75, JX80, JX85, JX90, JX90U, JX95, JX100U, JX1060C, JX1060V, JX1070C, JX1070N, JX1070V, JX1075C, JX1075N, JX1075V	25/66-24	98489690		Joint de collecteur d'échappement Exhaust manifold gasket

Les références des pièces sont indicatives.  
Nos pièces ne sont pas d'origine

Part numbers are quoted for reference purposes only.  
Our parts and accessories are not original.



**COUDES D'ÉCHAPPEMENT  
EXHAUST ELBOW**



Tracteurs Tractors	Coudes / Elbows			Joints / Gaskets			Dimensions					
	Fig. Fig.	Référence Reference	OEM OEM	Fig. Fig.	Référence Reference	OEM OEM	A mm	B mm	C mm	D mm	E mm	F mm
323, 353, 383, 423, 453	1	25/164-44 (A)	3131038R1	9	25/167-44	786812R1	92	-	55	290	45	57
433, 533, 633, 733, 833	2	25/164-36 (A)	3399348R1, 3399348R2	8	25/167-34	3136248R1	115	45	30	213	35	60
553, 654, 724, 824	3	25/164-17 (A)	3059921R1	9	25/167-37	3058005R1	85	-	40	255	45	57
644, 744, 844, 844S	4	25/164-37 (A)	3145625R2	9	25/167-37	3058005R1	85	-	45	210	40	58
743, 743XL, 745S, 745XL, 844S, 844XL, 845, 845XL	5	25/164-35 (A)	3402326R2	8	25/167-34	3136248R1	115	45	30	225	35	60
955, 955XL, 956, 956XL, 1055, 1055XL, 1056, 1056XL	6	25/164-34 (A)	3220368R1	8	25/167-35	3141137R1	103	55	110	313	50	78
AVJ55, AVJ60, AVJ70, VJ60, VJ70, VJ80	7	25/164-41 (A)	5164163	10	25/167-41	5152380	65	-	-	-	35	45
238, 248, 258, 268, 278, 288, 385, 395, 3210, 3220, 3230, 4210, 4220, 4230, 4240, 440, 454, 464, 474, 475, 484, 485, 485XL, 495, 495XL, 540, 574, 584, 585, 585XL, 595, 595XL, 640, 674, 684, 685, 685XL, 695, 695XL, 740, 784, 785, 785XL, 795, 795XL, 840, 884, 885, 885XL, 895, 895XL	-	-	-	8	25/167-34	3136248R1	115	45	-	-	-	-
353, 383, 423, 433, 440, 453, 533, 540, 633, 640, 733, 833				9	25/167-37	3058005R1	85	-				
C50, CS48, CS52, CS58, CX50	-	-	-	9	25/167-42	235838A1, 130300110706	66	-	-	-	-	-
C60, CS58, CS63, CX60	-	-	-	9	25/167-43	295870A1	62	-	-	-	-	-


(A) Coude livré avec joint / Elbow delivered with gasket





Les références des pièces sont indicatives.  
Nos pièces ne sont pas d'origine

Part numbers are quoted for reference purposes only.  
Our parts and accessories are not original.



ECHAPPEMENTS  
SILENCERS



Tracteurs Tractors	Fig. Fig.	Référence Reference	OEM OEM	Ø A mm	Ø B mm	C mm	D mm	E mm	Ø F mm
D320, D322, D323, D324, D326, D430, D432, D436, D438, D439, D440	1	25/165-90	704616R96	51	47	275	340	370	108
B275, 238, 276, 354, 374, 384, B414, 424, 434, 444	2	25/165-30	751779R92, 707713R93, 704616R95, 3109792R92, 3109793R92	42	48	270	455	200	97
248, 258, 385, 395, 484, 485, 495, 584, 585, 595, 684, 685, 695, 784, 785, 795, 884, 885, 895	3	25/165-32	83027C1, 3125788R1, 3123869R1, 3121378R2	60	60.5	330	300	55	133
323, 353, 383, 423, 453, 523, 553, 654, 724, 824	4	25/165-91	3245279R91	64	60.5	285	420	180	131
433, 440, 533, 540, 633, 640, 733, 833	5	25/165-33	3216683R5	45	60	330	740	145	110
440, 540, 640, 644, 740, 743XL, 744, 745XL, 840, 844, 844S, 844XL, 845, 845XL, 940 3210, 3220, 3230, 4210, 4220, 4230, 4240 (avec / with  )	5	25/165-34	3145624R9	45	61	450	740	140	110
454, 474, 475, 574, 674	6	25/165-31	529365R91, 529372R1	60	60.5	330	300	55	133
856XL	5	25/165-35	3404966R4	50	80	455	660	215	110
955, 955XL, 1055, 1055XL, 956, 956XL, 1056, 1056XL	5	25/165-37	3220369R96	50	80	455	660	215	110
1255, 1255XL, 1455, 1455XL	7	25/165-92	3226762R4	60	80	210	875	150	130
5120, 5220	8	25/165-102	A184460	79	77	105	500	80	275
5130, 5140, 5150, 5230, 5240, 5250	9	25/165-103	A184475	79	77	105	500	30	275
5120, 5130, 5140, 5150, 5220, 5230, 5240, 5250	10	25/166-12	A189049	77	81	985			
AVJ55, AVJ60, AVJ70, VJ60, VJ70, VJ80	11	25/165-167	5157240	43	47		670		90
JX55, JX60, JX65, JX70, JX75, JX80, JX85, JX90, JX95, JX1060C, JX1060V, JX1070N, JX1070V	12	25/165-168	5172649	49	50	35	355	145	200
JX70U, JX80U (sans / without  )	13	25/165-169	5167695	60	45	230	460	70	165
JX90U, JX100U (sans / without  )	14	25/165-170	5169716	60	50	180	180	40	200
JX90U, JX100U (sans / without  -filtre auto-nettoyant / autocleaner filter)	15	25/165-171	5169717	60	60	180	180	40	200

Les références des pièces sont indicatives.  
Nos pièces ne sont pas d'origine

Part numbers are quoted for reference purposes only.  
Our parts and accessories are not original.



**RAINCAPS  
WEATHER CAPS**

Réf. Ref.	Ø max tuyau / Pipe max Ø		Réf. Ref.	Ø max tuyau / Pipe max Ø	
	mm	Pouce / Inch		mm	Pouce / Inch
70/2930-35	35	1 <sup>3/8</sup>	70/2930-89	89	3 <sup>1/2</sup>
70/2930-38	38	1 <sup>1/2</sup>	70/2930-95	95	3 <sup>3/4</sup>
70/2930-45	45	1 <sup>3/4</sup>	70/2930-102	102	4
70/2930-51	51	2	70/2930-108	108	4 <sup>1/4</sup>
70/2930-57	57	2 <sup>1/4</sup>	70/2930-114	114	4 <sup>1/2</sup>
70/2930-64	64	2 <sup>1/2</sup>	70/2930-127	127	5
70/2930-70	70	2 <sup>3/4</sup>	70/2930-152	152	6
70/2930-76	76	3			



**ARRETOIRS D'ETINCELLES POUR ECHAPPEMENT  
EXHAUST PIPE SPARK ARRESTORS**

Réf. Ref.	Ø max tuyau / Pipe max Ø	
	mm	Pouce / Inch
70/165-400X	50.8	2"
70/165-401X	63.5	2 <sup>1/2</sup> "



Protection contre l'incendie dans les bois, scieries, travaux de moissons, ...  
Maximum protection against fire on saw mills, forest works, crop harvest operations, ...

Nous dégageons toute responsabilité dans un sinistre éventuel dans lequel serait impliqué un engin équipé d'un arrêteur d'étincelles.  
We cannot accept liability in the event of fire on a machine fitted with a spark arrester

**COLLIERS  
EXHAUST CLAMPS**

Réf. Ref.	Ø max tuyau / Pipe max Ø		Réf. Ref.	Ø max tuyau / Pipe max Ø	
	mm	Pouce / Inch		mm	Pouce / Inch
70/2935-40	40	1 <sup>9/16</sup>	70/2935-73	73	
70/2935-42	42		70/2935-75	75	3
70/2935-45	45	1 <sup>3/4</sup>	70/2935-79	79	
70/2935-48	48		70/2935-83	83	
70/2935-50	50		70/2935-90	90	
70/2935-52	52		70/2935-95	95	
70/2935-54	54		70/2935-102	102	4
70/2935-58	58		70/2935-106	106	
70/2935-60	60		70/2935-110	110	
70/2935-65	65		70/2935-115	115	
70/2935-67	67		70/2935-120	120	
70/2935-70	70	2 <sup>3/4</sup>	70/2935-127	127	5




Les références des pièces sont indicatives.  
Nos pièces ne sont pas d'origine

Part numbers are quoted for reference purposes only.  
Our parts and accessories are not original.





**FILTRATION  
FILTERS**



Tracteurs Tractors	Moteur Engine	1		2	3
		Air		Huile Oil	Combustible Fuel
		Ext. / Out.	Int. / Inn.		
D212, D214, D215 D217, D219 D320, D322 D323, D324, D326 D430, D432 D436, D438, D439	D66 D74 D99 D111 D132 D148				<b>60/111-32</b> (3056982R1, 712628R91)
238	BD154			<b>60/96-1</b> (3110452R91, 3068655R91, 3066852R91)	<b>60/111-3</b> Repl. CAV 296  <b>60/111-5</b> (1502155C91, 3044506R93, 3144294R91, 796051R91, 1966515C1)
238	D179	<b>60/161-16</b> (3125199R2, 1265510C1, 3125251R1)	<b>60/162-16</b> (3115569R2, 1265511C1, 3125253R1)	<b>60/97-9</b> (3136046R93, 3116609R92, 528250R1)	
248	D179	<b>60/161-15</b> (529854R2, 529853R1, 3124626R1)  <b>60/161-16</b> (3125199R2, 1265510C1, 3125251R1)	<b>60/162-16</b> (3115569R2, 1265511C1, 3125253R1)	<b>60/97-9</b> (3136046R93, 3116609R92, 528250R1) Ht : 134 mm  <b>60/97-37</b> (398080R2, 3132184R91) Ht : 143 mm	<b>60/111-3</b> Repl. CAV 296  <b>60/111-5</b> (1502155C91, 3044506R93, 3144294R91, 796051R91, 1966515C1)
258	D179	<b>60/161-16</b> (3125199R2, 1265510C1, 3125251R1)	<b>60/162-16</b> (3115569R2, 1265511C1, 3125253R1)	<b>60/97-9</b> (3136046R93, 3116609R92, 528250R1) Ht : 134 mm  <b>60/97-37</b> (398080R2, 3132184R91) Ht : 143 mm  <b>60/97-12</b> (1329020C2, 3136460R92, 1133276R2, 3132737R93, 3059246R2) Ht : 223 mm (avec refroidis. with cooler)	<b>60/111-16</b> (3132428R2, 1133493R1, 1133494R1, 1133495R1, 1133496R1, 1307080800, 1407080733, 3218705R93, 3218794R1, 3132275R1) Mont. Bosch assy

Les références des pièces sont indicatives.  
Nos pièces ne sont pas d'origine

Part numbers are quoted for reference purposes only.  
Our parts and accessories are not original.



**"THE RELIABLE SERVICE"**





**FILTRATION  
FILTERS**

Tracteurs Tractors	Moteur Engine	1		2	3
		Air		Huile Oil	Combustible Fuel
		Ext. / Out.	Int. / Inn.		
268	D179	<b>60/161-16</b> (3125199R2, 1265510C1, 3125251R1)	<b>60/162-16</b> (3115569R2, 1265511C1, 3125253R1)	<b>60/97-9</b> (3136046R93, 3116609R92, 528250R1) Ht : 134 mm  <b>60/97-37</b> (398080R2, 3132184R91) Ht : 143 mm	<b>60/111-3</b> Repl. CAV 296  <b>60/111-5</b> (1502155C91, 3044506R93, 3144294R91, 796051R91, 1966515C1)
B275, 276	BD144			<b>60/96-1</b> (3110452R91, 3068655R91, 3066852R91)	
278	D246	<b>60/161-15</b> (529854R2, 529853R1, 3124626R1)  <b>60/161-16</b> (3125199R2, 1265510C1, 3125251R1)	<b>60/162-16</b> (3115569R2, 1265511C1, 3125253R1)	<b>60/97-9</b> (3136046R93, 3116609R92, 528250R1) Ht : 134 mm  <b>60/97-37</b> (398080R2, 3132184R91) Ht : 143 mm	
288	D179	<b>60/161-16</b> (3125199R2, 1265510C1, 3125251R1)	<b>60/162-16</b> (3115569R2, 1265511C1, 3125253R1)	<b>60/97-9</b> (3136046R93, 3116609R92, 528250R1) Ht : 134 mm  <b>60/97-37</b> (398080R2, 3132184R91) Ht : 143 mm  <b>60/97-12</b> (1329020C2, 3136460R92, 1133276R2, 3132737R93, 3059246R2) Ht : 223 mm (avec refroidis. with cooler)	
323, 353, 383, 423, 453	D155			<b>60/97-4</b> (3136458R91, 3132022R92, 3055764R91, 3055228R92, 1133277R2)	<b>60/111-3</b> Repl. CAV 296  <b>60/111-5</b> (1502155C91, 3044506R93, 3144294R91, 796051R91, 1966515C1)  <b>60/111-16</b> (3132428R2, 1133493R1, 1133494R1, 1133495R1, 1133496R1, 1307080800, 1407080733, 3218705R93, 3218794R1, 3132275R1) Mont. Bosch assy

Les références des pièces sont indicatives.  
Nos pièces ne sont pas d'origine

Part numbers are quoted for reference purposes only.  
Our parts and accessories are not original.



**"THE RELIABLE SERVICE"**



**FILTRATION  
FILTERS**

Tracteurs Tractors	Moteur Engine	1		2	3
		Air		Huile Oil	Combustible Fuel
		Ext. / Out.	Int. / Inn.		
354	BD144			60/96-1 (3110452R91, 3068655R91, 3066852R91)	60/111-3 Repl. CAV 296  60/111-5 (1502155C91, 3044506R93, 3144294R91, 796051R91, 1966515C1)
364, 374, 384, B414, 424, 434, 444	BD154				
385	D155	60/161-16 (3125199R2, 1265510C1, 3125251R1)	60/162-16 (3115569R2, 1265511C1, 3125253R1)	60/97-9 (3136046R93, 3116609R92, 528250R1)	60/111-3 Repl. CAV 296  60/111-5 (1502155C91, 3044506R93, 3144294R91, 796051R91, 1966515C1)  60/111-16 (3132428R2, 1133493R1, 1133494R1, 1133495R1, 1133496R1, 1307080800, 1407080733, 3218705R93, 3218794R1, 3132275R1) Mont. Bosch assy
395	D155				60/111-16 (3132428R2, 1133493R1, 1133494R1, 1133495R1, 1133496R1, 1307080800, 1407080733, 3218705R93, 3218794R1, 3132275R1)
433, 533 633 733 833	D155 D179 D206 D239	60/161-18 (3146927R1, 3216167R1)	60/162-18 (3148080R1)		60/97-4 (3136458R91, 3132022R92, 3055764R91, 3055228R92, 1133277R2) Ht : 98 mm  60/97-11 (3136459R91, 3132023R92, 3055765R91, 1133278R2) Ht : 117 mm

Les références des pièces sont indicatives.  
Nos pièces ne sont pas d'origine

Part numbers are quoted for reference purposes only.  
Our parts and accessories are not original.



**"THE RELIABLE SERVICE"**



**FILTRATION  
FILTERS**

Tracteurs Tractors	Moteur Engine	1		2	3
		Air		Huile Oil	Combustible Fuel
		Ext. / Out.	Int. / Inn.		
440	D155	<b>60/161-16</b> (3125199R2, 1265510C1, 3125251R1)  <b>60/161-18</b> (3146927R1, 3216167R1)	<b>60/162-16</b> (3115569R2, 1265511C1, 3125253R1)  <b>60/162-18</b> (3148080R1)	<b>60/97-4</b> (3136458R91, 3132022R92, 3055764R91, 3055228R92, 1133277R2)	<b>60/111-16</b> (3132428R2, 1133493R1, 1133494R1, 1133495R1, 1133496R1, 1307080800, 1407080733, 3218705R93, 3218794R1, 3132275R1)
454	D179	<b>60/161-15</b> (529854R2, 529853R1, 3124626R1)		<b>60/97-9</b> (3136046R93, 3116609R92, 528250R1)	<b>60/111-3</b> Repl. CAV 296  <b>60/111-5</b> (1502155C91, 3044506R93, 3144294R91, 796051R91, 1966515C1)  <b>60/111-16</b> (3132428R2, 1133493R1, 1133494R1, 1133495R1, 1133496R1, 1307080800, 1407080733, 3218705R93, 3218794R1, 3132275R1) Mont. Bosch assy
474	D206				<b>60/111-3</b> Repl. CAV 296
475	A4.212				
484	D179	<b>60/161-15</b> (529854R2, 529853R1, 3124626R1)  <b>60/161-16</b> (3125199R2, 1265510C1, 3125251R1)	<b>60/162-16</b> (3115569R2, 1265511C1, 3125253R1)	<b>60/97-9</b> (3136046R93, 3116609R92, 528250R1)	<b>60/111-5</b> (1502155C91, 3044506R93, 3144294R91, 796051R91, 1966515C1)

Les références des pièces sont indicatives.  
Nos pièces ne sont pas d'origine

Part numbers are quoted for reference purposes only.  
Our parts and accessories are not original.



**"THE RELIABLE SERVICE"**



**FILTRATION  
FILTERS**

Tracteurs Tractors	Moteur Engine	1		2	3
		Air		Huile Oil	Combustible Fuel
		Ext. / Out.	Int. / Inn.		
485	D179	<b>60/161-16</b> (3125199R2, 1265510C1, 3125251R1)	<b>60/162-16</b> (3115569R2, 1265511C1, 3125253R1)	<b>60/97-9</b> (3136046R93, 3116609R92, 528250R1)	<b>60/111-3</b> Repl. CAV 296  <b>60/111-5</b> (1502155C91, 3044506R93, 3144294R91, 796051R91, 1966515C1)
485 XL	D179	<b>60/161-16</b> (3125199R2, 1265510C1, 3125251R1)  <b>60/161-17</b> (3125342R2) <b>AIRCO</b>	<b>60/162-16</b> (3115569R2, 1265511C1, 3125253R1)  <b>60/162-17</b> (3125255R1) <b>AIRCO</b>	<b>60/97-9</b> (3136046R93, 3116609R92, 528250R1) <b>Ht : 134 mm</b>  <b>60/97-37</b> (398080R2, 3132184R91) <b>Ht : 143 mm</b>	<b>60/111-16</b> (3132428R2, 1133493R1, 1133494R1, 1133495R1, 1133496R1, 1307080800, 1407080733, 3218705R93, 3218794R1, 3132275R1) <b>Mont. Bosch assy</b>
495	D179	<b>60/161-16</b> (3125199R2, 1265510C1, 3125251R1)	<b>60/162-16</b> (3115569R2, 1265511C1, 3125253R1)		
495 XL	D179	<b>60/161-16</b> (3125199R2, 1265510C1, 3125251R1)  <b>60/161-17</b> (3125342R2) <b>AIRCO</b>	<b>60/162-16</b> (3115569R2, 1265511C1, 3125253R1)  <b>60/162-17</b> (3125255R1) <b>AIRCO</b>		
540	D155	<b>60/161-16</b> (3125199R2, 1265510C1, 3125251R1)  <b>60/161-18</b> (3146927R1, 3216167R1)	<b>60/162-16</b> (3115569R2, 1265511C1, 3125253R1)  <b>60/162-18</b> (3148080R1)	<b>60/97-4</b> (3136458R91, 3132022R92, 3055764R91, 3055228R92, 1133277R2)	
553	D179				<b>60/111-3</b> Repl. CAV 296  <b>60/111-5</b> (1502155C91, 3044506R93, 3144294R91, 796051R91, 1966515C1)

Les références des pièces sont indicatives.  
Nos pièces ne sont pas d'origine



**"THE RELIABLE SERVICE"**



Part numbers are quoted for reference purposes only.  
Our parts and accessories are not original.

**FILTRATION  
FILTERS**

Tracteurs Tractors	Moteur Engine	1		2	3
		Air		Huile Oil	Combustible Fuel
		Ext. / Out.	Int. / Inn.		
574	D239	<b>60/161-15</b> (529854R2, 529853R1, 3124626R1)		<b>60/97-9</b> (3136046R93, 3116609R92, 528250R1)	<b>60/111-3</b> Repl. CAV 296  <b>60/111-5</b> (1502155C91, 3044506R93, 3144294R91, 796051R91, 1966515C1)  <b>60/111-16</b> (3132428R2, 1133493R1, 1133494R1, 1133495R1, 1133496R1, 1307080800, 1407080733, 3218705R93, 3218794R1, 3132275R1) Mont. Bosch assy
584	D206	<b>60/161-15</b> (529854R2, 529853R1, 3124626R1)  <b>60/161-16</b> (3125199R2, 1265510C1, 3125251R1)	<b>60/162-16</b> (3115569R2, 1265511C1, 3125253R1)		<b>60/111-3</b> Repl. CAV 296  <b>60/111-5</b> (1502155C91, 3044506R93, 3144294R91, 796051R91, 1966515C1)
585 585 XL	D206	<b>60/161-16</b> (3125199R2, 1265510C1, 3125251R1)  <b>60/161-17</b> (3125342R2) AIRCO	<b>60/162-16</b> (3115569R2, 1265511C1, 3125253R1)  <b>60/162-17</b> (3125255R1) AIRCO		<b>60/97-9</b> (3136046R93, 3116609R92, 528250R1) Ht : 134 mm  <b>60/97-37</b> (398080R2, 3132184R91) Ht : 143 mm
595	D206	<b>60/161-15</b> (529854R2, 529853R1, 3124626R1)  <b>60/161-16</b> (3125199R2, 1265510C1, 3125251R1)	<b>60/162-16</b> (3115569R2, 1265511C1, 3125253R1)		<b>60/111-16</b> (3132428R2, 1133493R1, 1133494R1, 1133495R1, 1133496R1, 1307080800, 1407080733, 3218705R93, 3218794R1, 3132275R1)

Les références des pièces sont indicatives.  
Nos pièces ne sont pas d'origine

Part numbers are quoted for reference purposes only.  
Our parts and accessories are not original.



**"THE RELIABLE SERVICE"**



**FILTRATION  
FILTERS**

Tracteurs Tractors	Moteur Engine	1		2	3
		Air		Huile Oil	Combustible Fuel
		Ext. / Out.	Int. / Inn.		
595 XL	D206	<b>60/161-16</b> (3125199R2, 1265510C1, 3125251R1)  <b>60/161-17</b> (3125342R2) <b>AIRCO</b>	<b>60/162-16</b> (3115569R2, 1265511C1, 3125253R1)  <b>60/162-17</b> (3125255R1) <b>AIRCO</b>	<b>60/97-9</b> (3136046R93, 3116609R92, 528250R1)	<b>60/111-16</b> (3132428R2, 1133493R1, 1133494R1, 1133495R1, 1133496R1, 1307080800, 1407080733, 3218705R93, 3218794R1, 3132275R1)
640	D179	<b>60/161-18</b> (3146927R1, 3216167R1)	<b>60/162-18</b> (3148080R1)	<b>60/97-4</b> (3136458R91, 3132022R92, 3055764R91, 3055228R92, 1133277R2)	
644	D206	<b>60/161-19</b> (3146576R1)	<b>60/162-19</b> (3147878R1)	<b>60/97-4</b> (3136458R91, 3132022R92, 3055764R91, 3055228R92, 1133277R2) <b>Ht : 98 mm</b>  <b>60/97-11</b> (3136459R91, 3132023R92, 3055765R91, 1133278R2) <b>Ht : 117 mm</b>	<b>60/111-3</b> <b>Repl. CAV 296</b>  <b>60/111-5</b> (1502155C91, 3044506R93, 3144294R91, 796051R91, 1966515C1)  <b>60/111-16</b> (3132428R2, 1133493R1, 1133494R1, 1133495R1, 1133496R1, 1307080800, 1407080733, 3218705R93, 3218794R1, 3132275R1) <b>Mont. Bosch assy</b>
654	D206				<b>60/111-3</b> <b>Repl. CAV 296</b>
674, 684	D239	<b>60/161-15</b> (529854R2, 529853R1, 3124626R1)		<b>60/97-9</b> (3136046R93, 3116609R92, 528250R1)	<b>60/111-5</b> (1502155C91, 3044506R93, 3144294R91, 796051R91, 1966515C1)
685	D239	<b>60/161-15</b> (529854R2, 529853R1, 3124626R1)  <b>60/161-16</b> (3125199R2, 1265510C1, 3125251R1)	<b>60/162-16</b> (3115569R2, 1265511C1, 3125253R1)	<b>60/97-9</b> (3136046R93, 3116609R92, 528250R1) <b>Ht : 134 mm</b>  <b>60/97-12</b> (1329020C2, 3136460R92, 1133276R2, 3132737R93, 3059246R2) <b>Ht : 223 mm</b> <b>(avec refroidis.</b> <b>with cooler)</b>	<b>60/111-3</b> <b>Repl. CAV 296</b>  <b>60/111-5</b> (1502155C91, 3044506R93, 3144294R91, 796051R91, 1966515C1)  <b>60/111-16</b> (3132428R2, 1133493R1, 1133494R1, 1133495R1, 1133496R1, 1307080800, 1407080733, 3218705R93, 3218794R1, 3132275R1) <b>Mont. Bosch assy</b>

Les références des pièces sont indicatives.  
Nos pièces ne sont pas d'origine

Part numbers are quoted for reference purposes only.  
Our parts and accessories are not original.



**"THE RELIABLE SERVICE"**





**FILTRATION  
FILTERS**

Tracteurs Tractors	Moteur Engine	1		2	3
		Air		Huile Oil	Combustible Fuel
		Ext. / Out.	Int. / Inn.		
685 XL	D239			<b>60/97-9</b> (3136046R93, 3116609R92, 528250R1) Ht : 134 mm  <b>60/97-12</b> (1329020C2, 3136460R92, 1133276R2, 3132737R93, 3059246R2) Ht : 223 mm (avec refroidis. with cooler)	<b>60/111-3</b> Repl. CAV 296  <b>60/111-5</b> (1502155C91, 3044506R93, 3144294R91, 796051R91, 1966515C1)  <b>60/111-16</b> (3132428R2, 1133493R1, 1133494R1, 1133495R1, 1133496R1, 1307080800, 1407080733, 3218705R93, 3218794R1, 3132275R1) Mont. Bosch assy
695	D239	<b>60/161-16</b> (3125199R2, 1265510C1, 3125251R1)  <b>60/161-17</b> (3125342R2) AIRCO	<b>60/162-16</b> (3115569R2, 1265511C1, 3125253R1)  <b>60/162-17</b> (3125255R1) AIRCO	<b>60/97-9</b> (3136046R93, 3116609R92, 528250R1)	
695 XL	D239			<b>60/97-9</b> (3136046R93, 3116609R92, 528250R1) Ht : 134 mm  <b>60/97-37</b> (398080R2, 3132184R91) Ht : 143 mm  <b>60/97-12</b> (1329020C2, 3136460R92, 1133276R2, 3132737R93, 3059246R2) Ht : 223 mm (avec refroidis. with cooler)	<b>60/111-16</b> (3132428R2, 1133493R1, 1133494R1, 1133495R1, 1133496R1, 1307080800, 1407080733, 3218705R93, 3218794R1, 3132275R1)
724	D239			<b>60/97-4</b> (3136458R91, 3132022R92, 3055764R91, 3055228R92, 1133277R2) Ht : 98 mm  <b>60/97-11</b> (3136459R91, 3132023R92, 3055765R91, 1133278R2) Ht : 117 mm	<b>60/111-3</b> Repl. CAV 296  <b>60/111-5</b> (1502155C91, 3044506R93, 3144294R91, 796051R91, 1966515C1)

Les références des pièces sont indicatives.  
Nos pièces ne sont pas d'origine



**"THE RELIABLE SERVICE"**



Part numbers are quoted for reference purposes only.  
Our parts and accessories are not original.

**FILTRATION  
FILTERS**

Tracteurs Tractors	Moteur Engine	1		2	3
		Air		Huile Oil	Combustible Fuel
		Ext. / Out.	Int. / Inn.		
740	D206	<b>60/161-18</b> (3146927R1, 3216167R1)	<b>60/162-18</b> (3148080R1)		<b>60/111-16</b> (3132428R2, 1133493R1, 1133494R1, 1133495R1, 1133496R1, 1307080800, 1407080733, 3218705R93, 3218794R1, 3132275R1)
743, 744, 745	D239	<b>60/161-19</b> (3146576R1)  <b>60/161-17</b> (3125342R2) <b>AIRCO</b>	<b>60/162-19</b> (3147878R1)  <b>60/162-17</b> (3125255R1) <b>AIRCO</b>	<b>60/97-11</b> (3136459R91, 3132023R92, 3055765R91, 1133278R2)	<b>60/111-3</b> Repl. CAV 296  <b>60/111-5</b> (1502155C91, 3044506R93, 3144294R91, 796051R91, 1966515C1)  <b>60/111-16</b> (3132428R2, 1133493R1, 1133494R1, 1133495R1, 1133496R1, 1307080800, 1407080733, 3218705R93, 3218794R1, 3132275R1) Mont. Bosch assy
784	D246	<b>60/161-15</b> (529854R2, 529853R1, 3124626R1)		<b>60/97-9</b> (3136046R93, 3116609R92, 528250R1)	<b>60/111-3</b> Repl. CAV 296  <b>60/111-5</b> (1502155C91, 3044506R93, 3144294R91, 796051R91, 1966515C1)
785	D246	<b>60/161-15</b> (529854R2, 529853R1, 3124626R1)  <b>60/161-16</b> (3125199R2, 1265510C1, 3125251R1)	<b>60/162-16</b> (3115569R2, 1265511C1, 3125253R1)		

Les références des pièces sont indicatives.  
Nos pièces ne sont pas d'origine

Part numbers are quoted for reference purposes only.  
Our parts and accessories are not original.



**"THE RELIABLE SERVICE"**



**FILTRATION  
FILTERS**

Tracteurs Tractors	Moteur Engine	1		2	3
		Air		Huile Oil	Combustible Fuel
		Ext. / Out.	Int. / Inn.		
785 XL	D246	<b>60/161-16</b> (3125199R2, 1265510C1, 3125251R1)  <b>60/161-17</b> (3125342R2) <b>AIRCO</b>	<b>60/162-16</b> (3115569R2, 1265511C1, 3125253R1)  <b>60/162-17</b> (3125255R1) <b>AIRCO</b>	<b>60/97-9</b> (3136046R93, 3116609R92, 528250R1) <b>Ht : 134 mm</b>  <b>60/97-12</b> (1329020C2, 3136460R92, 1133276R2, 3132737R93, 3059246R2) <b>Ht : 223 mm</b> (avec refroidis. with cooler)	<b>60/111-3</b> Repl. CAV 296  <b>60/111-5</b> (1502155C91, 3044506R93, 3144294R91, 796051R91, 1966515C1)  <b>60/111-16</b> (3132428R2, 1133493R1, 1133494R1, 1133495R1, 1133496R1, 1307080800, 1407080733, 3218705R93, 3218794R1, 3132275R1) <b>Mont. Bosch assy</b>
795, 795 XL	D246				<b>60/111-16</b> (3132428R2, 1133493R1, 1133494R1, 1133495R1, 1133496R1, 1307080800, 1407080733, 3218705R93, 3218794R1, 3132275R1)
824	D246			<b>60/97-4</b> (3136458R91, 3132022R92, 3055764R91, 3055228R92, 1133277R2) <b>Ht : 98 mm</b>  <b>60/97-11</b> (3136459R91, 3132023R92, 3055765R91, 1133278R2) <b>Ht : 117 mm</b>	<b>60/111-3</b> Repl. CAV 296  <b>60/111-5</b> (1502155C91, 3044506R93, 3144294R91, 796051R91, 1966515C1)
840	D239	<b>60/161-18</b> (3146927R1, 3216167R1)	<b>60/162-18</b> (3148080R1)	<b>60/97-11</b> (3136459R91, 3132023R92, 3055765R91, 1133278R2)	<b>60/111-16</b> (3132428R2, 1133493R1, 1133494R1, 1133495R1, 1133496R1, 1307080800, 1407080733, 3218705R93, 3218794R1, 3132275R1)

Les références des pièces sont indicatives.  
Nos pièces ne sont pas d'origine

Part numbers are quoted for reference purposes only.  
Our parts and accessories are not original.



**"THE RELIABLE SERVICE"**



**FILTRATION  
FILTERS**

Tracteurs Tractors	Moteur Engine	1		2	3
		Air		Huile Oil	Combustible Fuel
		Ext. / Out.	Int. / Inn.		
844	D246	60/161-19 (3146576R1)	60/162-19 (3147878R1)	60/97-11 (3136459R91, 3132023R92, 3055765R91, 1133278R2)	60/111-3 Repl. CAV 296
844 S	D268				60/111-5 (1502155C91, 3044506R93, 3144294R91, 796051R91, 1966515C1)
845	D268				60/111-16 (3132428R2, 1133493R1, 1133494R1, 1133495R1, 1133496R1, 1307080800, 1407080733, 3218705R93, 3218794R1, 3132275R1)
856	DT239	60/161-35 (3146939R1, 3405458R1)	60/162-20 (3216100R1, 3216100R2)	60/97-12 (1329020C2, 3136460R92, 1133276R2, 3132737R93, 3059246R2)	
884	D268	60/161-17 (3125342R2)	60/162-17 (3125255R1)	60/97-9 (3136046R93, 3116609R92, 528250R1)	60/111-3 Repl. CAV 296  60/111-5 (1502155C91, 3044506R93, 3144294R91, 796051R91, 1966515C1)
885, 885 XL, 895, 895 XL, 995, 995 XL	D268	60/161-16 (3125199R2, 1265510C1, 3125251R1)  60/161-17 (3125342R2) AIRCO	60/162-16 (3115569R2, 1265511C1, 3125253R1)  60/162-17 (3125255R1) AIRCO	60/97-9 (3136046R93, 3116609R92, 528250R1) Ht : 134 mm  60/97-37 (398080R2, 3132184R91) Ht : 143 mm  60/97-12 (1329020C2, 3136460R92, 1133276R2, 3132737R93, 3059246R2) Ht : 223 mm (avec refroidis. with cooler)	60/111-3 Repl. CAV 296  60/111-5 (1502155C91, 3044506R93, 3144294R91, 796051R91, 1966515C1)  60/111-16 (3132428R2, 1133493R1, 1133494R1, 1133495R1, 1133496R1, 1307080800, 1407080733, 3218705R93, 3218794R1, 3132275R1) Mont. Bosch assy
886	D360			60/97-60 (A184775, 675616C91, 675617C91)	60/111-49 (A184773, 625627C1, 702251C1)

Les références des pièces sont indicatives.  
Nos pièces ne sont pas d'origine



**"THE RELIABLE SERVICE"**



Part numbers are quoted for reference purposes only.  
Our parts and accessories are not original.

**FILTRATION  
FILTERS**

Tracteurs Tractors	Moteur Engine	1		2	3
		Air		Huile Oil	Combustible Fuel
		Ext. / Out.	Int. / Inn.		
940	D239	<b>60/161-18</b> (3146927R1, 3216167R1)	<b>60/162-18</b> (3148080R1)	<b>60/97-11</b> (3136459R91, 3132023R92, 3055765R91, 1133278R2)	<b>60/111-16</b> (3132428R2, 1133493R1, 1133494R1, 1133495R1, 1133496R1, 1307080800, 1407080733, 3218705R93, 3218794R1, 3132275R1)
946 1046	D310 D358	<b>60/161-19</b> (3146576R1)	<b>60/162-19</b> (3147878R1)	<b>60/97-12</b> (1329020C2, 3136460R92, 1133276R2, 3132737R93, 3059246R2)	<b>60/111-3</b> Repl. CAV 296  <b>60/111-5</b> (1502155C91, 3044506R93, 3144294R91, 796051R91, 1966515C1)  <b>60/111-16</b> (3132428R2, 1133493R1, 1133494R1, 1133495R1, 1133496R1, 1307080800, 1407080733, 3218705R93, 3218794R1, 3132275R1) Mont. Bosch assy
955 1055	D310 D358	<b>60/161-19</b> (3146576R1)  <b>60/161-31</b> (3226416R1)	<b>60/162-19</b> (3147878R1)  <b>60/162-31</b> (3219421R1)		<b>60/111-3</b> Repl. CAV 296  <b>60/111-5</b> (1502155C91, 3044506R93, 3144294R91, 796051R91, 1966515C1)
956, 1056	D358	<b>60/161-19</b> (3146576R1) Ht. : 332mm  <b>60/161-31</b> (3226416R1) Ht. : 378mm  <b>60/161-35</b> (3146939R1, 3405458R1) Ht. : 346mm	<b>60/162-19</b> (3147878R1)  <b>60/162-31</b> (3219421R1)  <b>60/162-20</b> (3216100R1, 3216100R2)		<b>60/111-16</b> (3132428R2, 1133493R1, 1133494R1, 1133495R1, 1133496R1, 1307080800, 1407080733, 3218705R93, 3218794R1, 3132275R1)
966	D414			<b>60/97-60</b> (A184775, 675616C91, 675617C91)	<b>60/111-49</b> (A184773, 625627C1, 702251C1) Fil. / Thr. : 1" Prim.
986	D436				<b>60/111-45</b> (A184774, 672603C2) Fil. / Thr. : 7/8" Second.

Les références des pièces sont indicatives.  
Nos pièces ne sont pas d'origine

Part numbers are quoted for reference purposes only.  
Our parts and accessories are not original.



**"THE RELIABLE SERVICE"**



**FILTRATION  
FILTERS**

Tracteurs Tractors	Moteur Engine	1		2	3
		Air		Huile Oil	Combustible Fuel
		Ext. / Out.	Int. / Inn.		
1066, 1086	DT414	<b>60/161-28</b> (67974C4)	<b>60/162-28</b> (67975C1)	<b>60/97-60</b> (A184775, 675616C91, 675617C91)	<b>60/111-49</b> (A184773, 625627C1, 702251C1) Fil. / Thr. : 1" Prim.  <b>60/111-45</b> (A184774 672603C2) Fil. / Thr. : 7/8" Second.
1246	DT358	<b>60/161-35</b> (3146939R1, 3405458R1)	<b>60/162-20</b> (3216100R1, 3216100R2)	<b>60/97-12</b> (1329020C2, 3136460R92, 1133276R2, 3132737R93, 3059246R2)	<b>60/111-3</b> Repl. CAV 296  <b>60/111-5</b> (1502155C91, 3044506R93, 3144294R91, 796051R91, 1966515C1)  <b>60/111-16</b> (3132428R2, 1133493R1, 1133494R1, 1133495R1, 1133496R1, 1307080800, 1407080733, 3218705R93, 3218794R1, 3132275R1) Mont. Bosch assy
1255 1455	DT358 DT402	<b>60/161-31</b> (3226416R1)	<b>60/162-31</b> (3219421R1)		
1466, 1486, 1566, 1586	DT436	<b>60/161-28</b> (67974C4)	<b>60/162-28</b> (67975C1)	<b>60/97-60</b> (A184775, 675616C91, 675617C91)	<b>60/111-49</b> (A184773, 625627C1, 702251C1) Fil. / Thr. : 1" Prim.  <b>60/111-45</b> (A1847746, 72603C2) Fil. / Thr. : 7/8" Second.
1896, 2096	6T590			<b>60/97-51</b> (J903264, J908615, J932217, J937345, J937743, J934430)	<b>60/111-44</b> (J925274, J930942, J903410, 1931152) Fil. / Thr. : 13/16" Prim.  <b>60/111-56</b> (J903640, 1931149, J931063, 8900125239) Fil. / Thr. : M16x1.5 Second.

Les références des pièces sont indicatives.  
Nos pièces ne sont pas d'origine

Part numbers are quoted for reference purposes only.  
Our parts and accessories are not original.



**"THE RELIABLE SERVICE"**





**FILTRATION  
FILTERS**

Tracteurs Tractors	Moteur Engine	1		2	3
		Air		Huile Oil	Combustible Fuel
		Ext. / Out.	Int. / Inn.		
2090	504BD	<b>60/161-65</b> (A47032)	<b>60/162-65</b> (A47033)	<b>60/97-12</b> (A44081)	
2094	504BD				
2120, 2130, 2120, 2130 PRO	1000.3A	<b>60/161-204</b> (1530233C1)	<b>60/162-204</b> (1530234C1)	<b>60/97-36</b> (1966279C1, 325142A1)	<b>60/111-3</b> Repl. CAV 296
2140, 2150 2140, 2150 PRO	1000.4A	<b>60/161-38</b> (1966965C1)	<b>60/162-38</b> (1966964C1)		<b>60/111-5</b> (1502155C91, 3044506R93, 3144294R91, 796051R91, 1966515C1)
2120, 2130 2140, 2150 Vineyard, Narrow	1000.3A 1000.4A	<b>60/161-205</b> (335196A1, B508251)	<b>60/162-205</b> (335197A1, B508252)		
2290, 2294, 2390, 2394, 2470, 2590, 2594, 2670, 3294, 3394, 3594, 4490, 4494, 4690, 4694	504BDT			<b>60/97-12</b> (A44081)	
2400	D179			<b>60/97-9</b> (3136046R93, 3116609R92, 528250R1)	
2656	D282			<b>60/97-60</b> (A184775, 675616C91, 675617C91)	
3210	D155	<b>60/161-16</b> (3125199R2, 1265510C1, 3125251R1)	<b>60/162-16</b> (3115569R2, 1265511C1, 3125253R1)	<b>60/97-9</b> (3136046R93, 3116609R92, 528250R1)	<b>60/111-16</b> (3132428R2, 1133493R1, 1133494R1, 1133495R1, 1133496R1, 1307080800, 1407080733, 3218705R93, 3218794R1, 3132275R1)
3220	D179				
3230	D206				
3388	DT436	<b>60/161-28</b> (67974C4)	<b>60/162-28</b> (67975C1)	<b>60/97-60</b> (A184775, 675616C91, 675617C91)	<b>60/111-49</b> (A184773, 625627C1, 702251C1) Fil. / Thr. : 1" Prim.
3488	D466	<b>60/161-28</b> (67974C4)	<b>60/162-28</b> (67975C1)		
3588, 4366, 4386, 5288, 5488, 6588, 6788	DT466				
3688, 5088, 6388	D436				
3788					
4166, 4186	DT436			<b>60/97-60</b> (A184775, 675616C91, 675617C91)	

Les références des pièces sont indicatives.  
Nos pièces ne sont pas d'origine

Part numbers are quoted for reference purposes only.  
Our parts and accessories are not original.



**"THE RELIABLE SERVICE"**



**FILTRATION  
 FILTERS**

Tracteurs Tractors	Moteur Engine	1		2	3
		Air		Huile Oil	Combustible Fuel
		Ext. / Out.	Int. / Inn.		
4210	D239	60/161-17 (3125342R2)	60/162-17 (3125255R1)	60/97-9 (3136046R93, 3116609R92, 528250R1)	60/111-16 (3132428R2, 1133493R1, 1133494R1, 1133495R1, 1133496R1, 1307080800, 1407080733, 3218705R93, 3218794R1, 3132275R1)
4220	D246				
4230, 4240	D268			60/97-37 (398080R2, 3132184R91) Ht : 143 mm  60/97-12 (1329020C2, 3136460R92, 1133276R2, 3132737R93, 3059246R2) Ht : 223 mm (avec refroidis. with cooler)	
5120, 5220	4T390	60/161-60 (D56453, 309135A1)	60/162-25 (N8153)	60/97-53 (J908616, J903224)	60/111-44 (J925274, J930942, J903410, 1931152) Fil. / Thr. : 13/16" Prim.  60/111-56 (J903640, 1931149, J931063, 8900125239) Fil. / Thr. : M16x1.5 Second.
5130, 5230	6-590			60/97-51 (J903264, J908615, J932217, J937345, J937743, J934430)	60/111-70 (J843760, J286503, J931062)
5140, 5240	6T590			60/161-65 (A47032)	60/162-65 (A47033)
5150, 5250	6T590				
7110, 7120, 7130, 7140	6T830	60/161-79 (A171255)	60/162-79 (A171256)	60/97-47 (A77537) (⇒ 44500127) Fil. / Thr. : 1 1/2"	60/111-56 (J903640, 1931149, J931063, 8900125239) Fil. / Thr. : M16x1.5 Second.
7150	6T830			60/97-74 (J919562) (44500128 ⇒) Fil. / Thr. : 2 1/4"	
7210, 7220, 7230, 7240, 7250	6T830			60/97-74 (J919562) (44500128 ⇒) Fil. / Thr. : 2 1/4"	
7288, 7488	DT466	60/161-28 (67974C4)	60/162-28 (67975C1)		

Les références des pièces sont indicatives.  
 Nos pièces ne sont pas d'origine



**"THE RELIABLE SERVICE"**



Part numbers are quoted for reference purposes only.  
 Our parts and accessories are not original.

**FILTRATION  
FILTERS**

Tracteurs Tractors	Moteur Engine	1		2	3
		Air		Huile Oil	Combustible Fuel
		Ext. / Out.	Int. / Inn.		
8910, 8920, 8930, 8940, 8950	6T830	<b>60/161-79</b> (A171255)	<b>60/162-79</b> (A171256)	<b>60/97-74</b> (J919562)	<b>60/111-44</b> (J925274, J930942, J903410, 1931152) Fil. / Thr. : 13/16" Prim.
9110, 9130	6T830	<b>60/161-215</b> (90-6443T1)	<b>60/162-215</b> (90-6444T1)	<b>60/97-47</b> (A77537)	<b>60/111-56</b> (J903640, 1931149, J931063, 8900125239) Fil. / Thr. : M16x1.5 Second.
9150	LTA-10	<b>60/161-48</b> (90-6017T1)			<b>60/111-49</b> (90-3941T1 J329289)
9170, 9180	NTA855				
9210, 9230, 9240, 9310, 9330	6T830	<b>60/161-215</b> (90-6443T1)	<b>60/162-215</b> (90-6444T1)	<b>60/97-74</b> (90-7101T1, 366700A1, J919562, J401544, 8962110113, 8900130271, 1931154)	<b>60/111-44</b> (J925274, J930942, J903410, 1931152) Fil. / Thr. : 13/16" Prim.  <b>60/111-56</b> (J903640, 1931149, J931063, 8900125239) Fil. / Thr. : M16x1.5 Second.
9250, 9260, 9350	LTA-10	<b>60/161-216</b> (132151A1, 90-8300T1)	<b>60/162-216</b> (132149A1, 90-8301T1)		<b>60/111-49</b> (90-3941T1, J329289)
9270, 9280, 9370, 9380, 9390	NTA855				
AVJ55 AVJ60 AVJ70	8035.06 8035.05 8045.06	<b>60/161-143</b> (1930587, 47128201, 1931160)	<b>60/162-143</b> (1930588, 47128200, 1931171)	<b>60/97-38</b> (1909102, 47128196, 98432642, 1931165)	<b>60/111-25</b> (1930010, 1902138, 1931128, 47135707)
C42, C48	WD308	<b>60/161-18</b> (131100190020, 131100190701)	<b>60/162-18</b> (131100190019)	<b>60/97-86</b> (1409070036)	<b>60/111-16</b> (3132428R2, 1133493R1, 1133494R1, 1133495R1, 1133496R1, 1307080800, 1407080733, 3218705R93, 3218794R1, 3132275R1)
C50, C60	903.27	<b>60/161-213</b> (133720A1)	<b>60/162-213</b> (133721A1)	<b>60/97-27</b> (3118119R1, 218520A1, 217592A1)	<b>60/111-3</b> Repl. CAV 296  <b>60/111-5</b> (218577A1, 218594A1, 218576A1, 217591A1)

Les références des pièces sont indicatives.  
Nos pièces ne sont pas d'origine

Part numbers are quoted for reference purposes only.  
Our parts and accessories are not original.



**"THE RELIABLE SERVICE"**



**FILTRATION  
 FILTERS**

Tracteurs Tractors	Moteur Engine	1		2	3
		Air		Huile Oil	Combustible Fuel
		Ext. / Out.	Int. / Inn.		
C55A C55, C64, C70A	D 226-B 3 TD 226-B 3	<b>60/161-19</b> (141185190010)	<b>60/162-19</b> (141185190007)	<b>60/97-56</b> (130100071001, 130100070704)	<b>60/111-16</b> (3132428R2, 1133493R1, 1133494R1, 1133495R1, 1133496R1, 1307080800, 1407080733, 3218705R93, 3218794R1, 3132275R1)
C70	1004.4T	<b>60/161-92</b> (222421A1)	<b>60/162-92</b> (222422A1)	<b>60/97-27</b> (3118119R1, 218520A1, 217592A1)	<b>60/111-63</b> (218100A1, 215169A1, 293672A1, 3656647, 26561118)
C80, C90	1004.4T			<b>60/97-3</b> (3214797R1, 218648A1, 217657A1)	
CS48, CS52	903.27	<b>60/161-211</b> (130300190100, 299643A1)	<b>60/162-211</b> (130300190101)	<b>60/97-27</b> (3118119R1, 218520A1, 217592A1)	<b>60/111-16</b> (3132428R2, 1133493R1, 1133494R1, 1133495R1, 1133496R1, 1307080800, 1407080733, 3218705R93, 3218794R1, 3132275R1)
CS58, CS63	903.27T				
CS68, CS75 (⇒ 12/98)	TD 226-B 3	<b>60/161-19</b> (141185190010)	<b>60/162-19</b> (141185190007)	<b>60/97-56</b> (130100071001, 130100070704)	<b>60/111-16</b> (161500080043, 140100080706)
CS68, CS75 (01/99 ⇒)	320D	<b>60/161-210</b> (354306A1)	<b>60/162-210</b> (354307A1)	<b>60/97-94</b> (132000070700, 132000070726)	<b>60/111-4</b> (162000081001, 162000080705, 354250A1)
CS78, CS86, CS94 (⇒ 12/98)	TD 226-B 4	<b>60/161-35</b> (161100190028)	<b>60/162-20</b> (161100190020)	<b>60/97-86</b> (1409070036)	<b>60/111-16</b> (161500080043, 140100080706)
CS78, CS86, CS94 (01/99 ⇒)	420D	<b>60/161-31</b> (162000190701)	<b>60/162-31</b> (162000190702, 161200190033)	<b>60/97-33</b> (162000070700, 162000070744)	<b>60/111-4</b> (162000081001, 162000080705, 354250A1)
CS100, CS110	420D				
CS120, CS130, CS150	620D				
CX50 CX60	903.27 903.27T	<b>60/161-213</b> (133720A1)	<b>60/162-213</b> (133721A1)	<b>60/97-27</b> (3118119R1, 218520A1, 217592A1)	<b>60/111-3</b> Repl. CAV 296  <b>60/111-5</b> (1502155C91, 3044506R93, 3144294R91, 796051R91, 1966515C1)

Les références des pièces sont indicatives.  
 Nos pièces ne sont pas d'origine

Part numbers are quoted for reference purposes only.  
 Our parts and accessories are not original.



**"THE RELIABLE SERVICE"**



**FILTRATION  
FILTERS**

Tracteurs Tractors	Moteur Engine	1		2	3
		Air		Huile Oil	Combustible Fuel
		Ext. / Out.	Int. / Inn.		
CX70	1004.4T	<b>60/161-92</b> (222421A1)	<b>60/162-92</b> (222422A1)	<b>60/97-27</b> (3118119R1, 218520A1, 217592A1)	<b>60/111-63</b> (218100A1, 215169A1, 293672A1, 3656647, 26561118)
CX80, CX90, CX100	1004.4T			<b>60/97-3</b> (3214797R1, 218648A1, 217657A1)	
CVX120, CVX130, CVX150, CVX170	620D	<b>60/161-214</b> (162000190700)	<b>60/162-214</b> (162000190710)	<b>60/97-33</b> (162000070700, 162000070744)	<b>60/111-106</b> (162000080845) <i>Prim.</i>
CVX1135, CVX1145, CVX1155, CVX1170, CVX1190	620D				<b>60/111-4</b> (162000081001, 162000080705, 354250A1) <i>Second.</i>
JX55 JX65	8035.06 8035.05	<b>60/161-162</b> (1930536) <i>Auto-net. / Self clean.</i>	<b>60/162-162</b> (1930537) <i>Auto-net. / Self clean.</i>	<b>60/97-38</b> (1909102, 47128196, 98432642, 1931165)	<b>60/111-25</b> (1930010, 1902138, 1931128, 47135707)
JX60, JX70 JX75 JX80, JX85, JX90	8035.05 8045.06 8045.05	<b>60/161-143</b> (1930587, 47128201, 1931160) <i>Tube</i>	<b>60/162-143</b> (1930588, 47128200, 1931171) <i>Tube</i>		
JX70U JX80U	8045.06 8045.05	<b>60/161-103</b> (1931166) <i>Auto-net. / Self clean.</i>	<b>60/162-162</b> (1931164) <i>Auto-net. / Self clean.</i>		
JX90U, JX100U	8045.05	<b>60/161-143</b> (1931160, 47128201) <i>Tube</i>	<b>60/162-143</b> (1930588, 47128200, 1931171) <i>Tube</i>		
JX95	8045.05	<b>60/161-169</b> (1931168) <i>Auto-net. / Self clean.</i>	<b>60/162-102</b> (1931169) <i>Auto-net. / Self clean.</i>		
JX1060C, JX1070C, JX1075C	8035.05	<b>60/161-143</b> (1931160, 47128201) <i>Tube</i>	<b>60/162-102</b> (1931169) <i>Auto-net. / Self clean.</i>		
JX1070U, JX1080U, JX1090U, JX1100U		<b>60/161-169</b> (1931168) <i>Auto-net. / Self clean.</i>	<b>60/162-102</b> (1931169) <i>Auto-net. / Self clean.</i>		
JX95	8045.05	<b>60/161-92</b> (1931161, 47128204, 222421A1) <i>Tube</i>	<b>60/162-92</b> (1931167, 47128203, Z2950577) <i>Tube</i>		
JX1060C, JX1070C, JX1075C	8035.05	<b>60/161-92</b> (222421A1, 236687A1)	<b>60/162-92</b> (222422A1, 1930590, Z2950577)		
JX1070U, JX1080U, JX1090U, JX1100U		<b>60/161-218</b> (47135973)	<b>60/162-143</b> (1930588)		
				<b>60/97-95</b> (87803206)	<b>60/111-102</b> (87803189)

Les références des pièces sont indicatives.  
Nos pièces ne sont pas d'origine

Part numbers are quoted for reference purposes only.  
Our parts and accessories are not original.



**"THE RELIABLE SERVICE"**



**FILTRATION  
 FILTERS**

Tracteurs Tractors	Moteur Engine	1		2	3
		Air		Huile Oil	Combustible Fuel
		Ext. / Out.	Int. / Inn.		
MX100, MX110, MX120, MX135, MX150, MX170	6T590	<b>60/161-164</b> (187471A1)	<b>60/162-164</b> (187472A1)	<b>60/97-51</b> (J903264, J908615, J932217, J937345, J937743, J934430)	<b>60/111-70</b> (J843760, J286503, J931062)
MX180, MX200, MX210, MX220, MX230	6T830				<b>60/111-44</b> (J925274, J930942, J903410, 1931152) <i>Fil. / Thr. : 13/16"</i> <i>Prim.</i>  <b>60/111-56</b> (J903640, 1931149, J931063, 8900125239) <i>Fil. / Thr. : M16x1.5</i> <i>Second.</i>
MX240, MX255, MX270	6T830	<b>60/161-212</b> (294292A1)	<b>60/162-212</b> (294293A1)	<b>60/97-74</b> (J919562)	<b>60/111-44</b> (J925274, J930942, J903410, 1931152) <i>Fil. / Thr. : 13/16"</i> <i>Prim.</i>  <b>60/111-56</b> (J903640, 1931149, J931063, 8900125239) <i>Fil. / Thr. : M16x1.5</i> <i>Second.</i>  <b>60/111-49</b> (A184773, 625627C1, 702251C1)
MX285	6T830				<b>60/111-49</b> (A184773, 625627C1, 702251C1)
MX80C, MX90C, MX100C	1004.4T	<b>60/161-92</b> (222421A1)	<b>60/162-92</b> (222422A1)	<b>60/97-3</b> (3214797R1, 218648A1, 217657A1)	<b>60/111-63</b> (218100A1, 215169A1, 293672A1, 3656647, 26561118)
MXM120, MXM130, MXM140, MXM155	675/TA	<b>60/161-115</b> (82008606)	<b>60/162-115</b> (82008607)	<b>60/97-15</b> (86980031, 87802919, 87802918, 1931172, 81879134, 86605897, 81876698)	<b>60/111-92</b> (87802927, 87802926, 87802728)
MXM175, MXM190	675/TA				<b>60/111-91</b> (87802923)
MXU100		<b>60/161-226</b> (82034605)	<b>60/162-164</b> (82034608)	<b>60/97-95</b> (87803206)	<b>60/111-103</b> (87803194, 504073234, 87803196)

Les références des pièces sont indicatives.  
 Nos pièces ne sont pas d'origine

Part numbers are quoted for reference purposes only.  
 Our parts and accessories are not original.



**"THE RELIABLE SERVICE"**





**FILTRATION  
FILTERS**

Tracteurs Tractors	Moteur Engine	1		2	3
		Air		Huile Oil	Combustible Fuel
		Ext. / Out.	Int. / Inn.		
MXU110		<b>60/161-226</b> (82034605)	<b>60/162-164</b> (82034608)	<b>60/97-95</b> (87803206)	<b>60/111-104</b> (87803199, 87803200, 2992241, 87803208) <b>Prim.</b>
MXU115					<b>60/111-105</b> (87803182, 87803183, 87803184) <b>Second.</b>
MXU125, MXU135		<b>60/161-167</b> (82034620, 82034621)	<b>60/162-167</b> (82034623, 82034624)		<b>60/111-103</b> (87803194, 504073234, 87803196)
PJ55, PJN55, PJV55	1000.3A			<b>60/97-36</b> (1966279C1, 325142A1)	<b>60/111-104</b> (87803199, 87803200, 2992241, 87803208) <b>Prim.</b>
PJ65, PJ75, PJN65, PJN75, PJV65, PJV75	1000.4A	<b>60/161-205</b> (335196A1)	<b>60/162-205</b> (335197A1)		<b>60/111-105</b> (87803182, 87803183, 87803184) <b>Second.</b>
STX275, STX325				<b>60/97-74</b> (90-7101T1, 366700A1, 8962110113, 8900130271, 1931154)	<b>60/111-3</b> <b>Repl. CAV 296</b>
VJ60	8035.05	<b>60/161-143</b> (1930587, 47128201, 1931160)	<b>60/162-143</b> (1930588, 47128200, 1931171)	<b>60/97-38</b> (1909102, 47128196, 98432642, 1931165)	<b>60/111-25</b> (1930010, 1902138, 1931128, 47135707)
VJ70	8045.06				
VJ80	8045.05				

**Préfiltre à mazout / Fuel prefilter**



**60/111-111** (L1950594, D139225)

3210, 3220, 3230,  
4210, 4220, 4230, 4240,  
5120, 5130, 5140, 5150, 5220, 5230, 5240, 5250,  
7110, 7120, 7130, 7140, 7150, 7210, 7220, 7230, 7240, 7250,  
9110, 9130, 9210, 9230, 9240, 9310, 9330,  
C50, C60, C70, C80, C90,  
CX50, CX60, CX70, CX80, CX90, CX100,  
MX80C, MX90C, MX100C,  
MX100, MX110, MX120, MX135, MX150, MX170

Les références des pièces sont indicatives.  
Nos pièces ne sont pas d'origine

Part numbers are quoted for reference purposes only.  
Our parts and accessories are not original.



**FILTRATION  
FILTERS**

**Filtre à eau / Water filter**



**60/156-3**

(A77543, A77544, J100304, A151931, 690124C1, 690139C1, 690171R1, Z1350559, D80538, 1329039C1, 86990977, 1801090C1, 1801089C1, 3315116, 1329038C1)

238, 248, 258, 268, 288, 385, 395, 433, 440, 485, 485XL, 495, 495XL, 533, 540, 585, 585XL, 595, 595XL, 633, 640, 644, 666, 685, 685XL, 686, 695, 695XL, 733, 740, 743, 743XL, 744, 745S, 745XL, 766, 784, 785, 785XL, 786, 795, 795XL, 833, 840, 844, 844S, 844XL, 845, 845XL, 856XL, 884, 885, 885XL, 886, 895, 895XL, 933, 940, 955, 955XL, 956XL, 966, 970, 986, 995, 995XL, 1055, 1055XL, 1056, 1056XL, 1066, 1086, 1255, 1255XL, 1270, 1370, 1455, 1455XL, 1466, 1468, 1486, 1586, 2090, 2094, 2294, 2390, 2394, 2470, 2590, 2594, 2670, 3088, 3210, 3220, 3230, 3288, 3294, 3394, 3594, 4166, 4186, 4210, 4220, 4230, 4240, 4366, 4386, 4490, 4494, 4568, 4586, 4690, 4694, 4786, 4890, 4894, 4994, 7120, 7130, 7140, 7150, 7210, 7220, 7230, 7240, 7250, 7710, 8910, 8920, 8930, 8940, 8950, 9110, 9130, 9150, 9170, 9180, 9210, 9230, 9240, 9250, 9260, 9270, 9280, 9310, 9330, 9350, 9370, 9380, 9390, MX180, MX200, MX210, MX220, MX230, MX240, MX255, MX270, MX285, STX275, STX325

**Moissonneuses-batteuses / Combines**

Tracteurs Tractors	Moteur Engine	1		2	3
		Air		Huile Oil	Combustible Fuel
		Ext. / Out.	Int. / Inn.		
315, 460	D236			60/97-60 (A184775, 675616C91, 675617C91)	
403, 503	D301				
525	1006.6TW	60/161-53 (060503834)	60/162-53 (060533124)		
527					
615	D282			60/97-60 (A184775, 675616C91, 675617C91)	
715	D301				
815	D414				
915	DT414				
943, 953	DT358			60/97-9 (3136046R93, 3116609R92, 528250R1)	60/111-3 Repl. CAV 296
1420	D358				60/111-5 (1502155C91, 3044506R93, 3144294R91, 796051R91, 1966515C1)
1440, 1460, 1480	D436			60/97-60 (A184775, 675616C91, 675617C91)	60/111-49 (A184773, 625627C1, 702251C1) Fil. / Thr. : 1" Prim.
					60/111-45 (A184774, 672603C2) Fil. / Thr. : 7/8" Second.

Les références des pièces sont indicatives.  
Nos pièces ne sont pas d'origine

Part numbers are quoted for reference purposes only.  
Our parts and accessories are not original.



**"THE RELIABLE SERVICE"**



**FILTRATION  
FILTERS**

**Moissonneuses-batteuses / Combines**

Tracteurs Tractors	Moteur Engine	1		2	3
		Air		Huile Oil	Combustible Fuel
		Ext. / Out.	Int. / Inn.		
1620	D358			<b>60/97-9</b> (3136046R93, 3116609R92, 528250R1)	<b>60/111-16</b> (3132428R2, 1133493R1, 1133494R1, 1133495R1, 1133496R1, 1307080800, 1407080733, 3218705R93, 3218794R1, 3132275R1)
1640	D466	<b>60/161-79</b> (A171255)	<b>60/162-79</b> (A171256)	<b>60/97-60</b> (A184775, 675616C91, 675617C91)	<b>60/111-49</b> (A184773, 625627C1, 702251C1) Fil. / Thr. : 1" Prim.  <b>60/111-45</b> (A184774, 672603C2) Fil. / Thr. : 7/8" Second.
1644	6T590	<b>60/161-79</b> (A171255)	<b>60/162-79</b> (A171256)	<b>60/97-51</b> (J903264, J908615, J932217, J937345, J937743, J934430)	<b>60/111-100</b> (A184776, 702255C1, 702256C1) Prim.  <b>60/111-56</b> (J903640, 1931149, J931063) Fil. / Thr. : M16x1.5 Second.
1660	6T830	<b>60/161-216</b> (132151A1)	<b>60/162-216</b> (132149A1)	<b>60/97-47</b> (A77537) (⇒ 44489287)	
1666	6T830			<b>60/97-74</b> (J919562) (44489288 ⇒)	
1670	6T830			<b>60/97-47</b> (A77537)	
1680	6T830	<b>60/161-216</b> (132151A1)	<b>60/162-216</b> (132149A1)	<b>60/97-47</b> (A77537) (⇒ 44500596)  <b>60/97-74</b> (J919562) (44500596 ⇒)	
1660 1670, 1680	DT466 DTI466			<b>60/97-60</b> (A184775, 675616C91, 675617C91)	<b>60/111-49</b> (A184773, 625627C1, 702251C1) Fil. / Thr. : 1" Prim.  <b>60/111-45</b> (A184774, 672603C2) Fil. / Thr. : 7/8" Second.

Les références des pièces sont indicatives.  
Nos pièces ne sont pas d'origine

Part numbers are quoted for reference purposes only.  
Our parts and accessories are not original.



**"THE RELIABLE SERVICE"**



**FILTRATION  
FILTERS**

**Moissonneuses-batteuses / Combines**

Tracteurs Tractors	Moteur Engine	1		2	3
		Air		Huile Oil	Combustible Fuel
		Ext. / Out.	Int. / Inn.		
1688, 2166, 2188	6T830			60/97-74 (J919562)	60/111-100 (A184776, 702255C1, 702256C1) Prim.
2144	6T590	60/161-216 (132151A1)	60/162-216 (132149A1)	60/97-51 (J903264, J908615, J932217, J937345, J937743, J934430)	60/111-56 (J903640, 1931149, J931063) Fil. / Thr. : M16x1.5 Second.
2344	6T590	60/161-217 (243968A1)	60/162-217 (243969A1)		60/111-49 (A184773, 625627C1, 702251C1)
2365, 2366, 2388	6T830				
CF60, CF70, CF80	6T830	60/161-53 (060503834)	60/162-53 (060533124)	60/97-74 (J919562)	60/111-56 (J903640, 1931149, J931063)
CT5050, CT5080	675-TA/CB	60/161-92 (84817074)		60/97-15 (86980031, 87802919, 87802918, 1931172, 81879134, 86605897, 81876698)	
CT5060, CT5070	675-TA/CA				

**CUVES EN VERRE  
GLASS FUEL BOWLS**

Tracteurs Tractors	Réf. Ref.	OEM OEM	Fig. Fig.	Description Description
	25/112-1	3069310R1		Type CAV type Fond plat / Flat bottom Hauteur / Height : 54 mm Ø trou / hole Ø : 25.4 mm
248, 258, 268, 278, 383, 385, 423, 453, 454, 474, 484, 485, 553, 574, 584, 585, 644, 654, 674, 684, 685, 724, 744, 784, 785, 824, 844, 844S, 946, 955, 1046, 1055, 1246, 2400, 2500	25/112-4	3144478R1		Type BOSCH type Fond bombé / Convex bottom Hauteur / Height : 48 mm Ø trou / hole Ø : 9 mm
248, 258, 268, 275, 278, 353, 385, 423, 454, 484, 485, 574, 584, 585, 644, 684, 685, 743XL, 744, 745XL, 784, 785, 844, 844S, 844XL, 884, 885, 946, 955, 955XL, 1046, 1055, 1055XL, 1246, 2400, 2500	25/112-5	3132197R1		Type CAV type Fond bombé / Convex bottom Hauteur / Height : 43 mm Ø trou / hole Ø : 17.4 mm

Les références des pièces sont indicatives.  
Nos pièces ne sont pas d'origine

Part numbers are quoted for reference purposes only.  
Our parts and accessories are not original.



**FILTRATION  
FILTERS**

Réf. Ref.	Ø x H	Filet Thread	Réf. Ref.	Ø x H	Filet Thread	Réf. Ref.	Ø x H	Filet Thread
60/161-15	140x310		60/162-17	85x255		60/97-27	73x117	3/4"-16
60/161-16	134x288		60/162-18	61x284		60/97-33	110x149	M24x1,5
60/161-17	155x293		60/162-19	68x326		60/97-36	106x105	3/4"-16
60/161-18	127x298		60/162-20	108x345		60/97-37	93x183	1"-12 UNF
60/161-19	149x338		60/162-25	86x358		60/97-38	107x144	3/4"-16
60/161-28	240x425		60/162-28	150x395		60/97-47	120x206	1 1/2"-12 UNF
60/161-31	197x375		60/162-31	100x373		60/97-51	93x180	1"-16 UNF
60/161-35	164x350		60/162-38	94x238		60/97-53	93x143	1"-16 UNF
60/161-38	155x305		60/162-53	127x478		60/97-56	100x100	3/4" - 16
60/161-48	307x457		60/162-65	104x330		60/97-60	93x174	1"-12 UNF
60/161-53	242x486		60/162-79	151x368		60/97-74	120x291	2 1/4"-12
60/161-60	154x392		60/162-92	94x344		60/97-86	93x143	3/4"-16
60/161-65	173x355		60/162-102	95x305		60/97-94	93x142	M24x1,5
60/161-79	251x420		60/162-115	119x349		60/97-95	97x173	M27x2,0
60/161-92	163x351		60/162-143	84x320		60/97-96		
60/161-103	196x330		60/162-162	92x307		60/111-3	86x72	
60/161-115	215x385		60/162-164	108x383		60/111-4	84x112	
60/161-143	142x330		60/162-167	98x405		60/111-5	86x72	
60/161-162	138x343		60/162-172	85x335		60/111-16	81x155,5	M16x1,5
60/161-164	205x383		60/162-204	90x267		60/111-25	84x160	M16x1,5
60/161-167	205x410		60/162-205	84x319		60/111-32	65x114	
60/161-169	155x330		60/162-210	68x328		60/111-44	92x164	13/16"-18
60/161-172	176x352		60/162-211	60x282		60/111-45	106x203	7/8"-14
60/161-204	133x290		60/162-212	195x275		60/111-49	93x170	1 1/4"
60/161-205	142x330		60/162-213	78x303		60/111-56	76x124	M16x1,5
60/161-210	155x340		60/162-214	100x366		60/111-63	84x160	M16x1,5
60/161-211	134x292		60/162-215	140x395		60/111-70	76x115	M16x1,5
60/161-212	340x292		60/162-216	147x530		60/111-91	84x188	
60/161-213	127x313		60/162-217	174x539		60/111-92	90x140	
60/161-214	206x382		60/162-221	108x383		60/111-100	92x140	1 1/4" UNS
60/161-215	234x445		60/96-1	71x141		60/111-102	80x182	M16x1,5
60/161-216	280x537		60/97-3	93x173	3/4"-16	60/111-103	77x180	M16x1,5
60/161-217	331x555		60/97-4	93x98	3/4"-16	60/111-104	94x192	M20x1,5
60/161-218	140x327		60/97-9	93x143	1"-12 UNF	60/111-105	94x182	M16x1,5
60/161-221	185x395		60/97-11	93x117	3/4"-16	60/111-106	84x188	
60/161-226	185x396		60/97-12	93x223	1"-12 UNF	60/111-107	90x140	
60/162-16	70x257		60/97-15	93x173	1"-12 UNF			

Les références des pièces sont indicatives.  
Nos pièces ne sont pas d'origine

Part numbers are quoted for reference purposes only.  
Our parts and accessories are not original.



**FILTRES HYDRAULIQUES**  
**HYDRAULIC FILTERS**

<b>1</b> Hydraulique / <i>Hydraulic</i>	<b>6</b> Load Sensing - hydraulique / <i>hydraulic</i>	<b>11</b> Direction hydraulique / <i>Hydr. steering</i>
<b>2</b> Transmission / <i>Transmission</i>	<b>7</b> Load Sensing - aspiration / <i>aspiration</i>	<b>12</b> Retour / <i>Return</i>
<b>3</b> Auxiliaire / <i>Auxiliary</i>	<b>8</b> Direction assistée / <i>Power steering</i>	<b>13</b> Boîte de vitesses / <i>Gearbox</i>
<b>4</b> Primaire / <i>Primary</i>	<b>9</b> Aspiration / <i>Aspiration</i>	<b>14</b> Réservoir / <i>Oil tank</i>
<b>5</b> Secondaire / <i>Secondary</i>	<b>10</b> Crépine d'aspiration / <i>Aspiration strainer</i>	

Tracteurs <i>Tractors</i>	Moteur <i>Engine</i>	Hydraulique <i>Hydraulic</i>			
238, 248, 258, 268, 288, 454, 464, 484, 485, 495 278 385, 395	D179 D246 D155	<b>60/240-86 (1)</b> (93413C1, 93402C1, 530144R92, 401073R2, 133736C1, 65126C92) <i>Métal / Metal</i>	<b>60/240-42 (1)</b> (401073R2, 530144R92, 133736C1, 93413C1) <i>Papier / Paper</i>		
323, 353, 423, 453 354	D155 BD144	<b>60/240-113 (1)</b> (3139076R91, 3139076R92)			
433, 533	D155		<b>60/240-44 (1)</b> (3224623R1, 3224623R2, 3405722R1, 3405722R2)		
440, 540	D155				
475 574 584, 585, 595	A4.212 D239 D206	<b>60/240-86 (1)</b> (93413C1, 93402C1, 530144R92, 401073R2, 133736C1, 65126C92) <i>Métal / Metal</i>	<b>60/240-42 (1)</b> (401073R2, 530144R92, 133736C1, 93413C1) <i>Papier / Paper</i>		
553	D179	<b>60/240-113 (1)</b> (3139076R91, 3139076R92)			<b>60/240-46 (12)</b> (3147441R91, 3147441R92, 3059134R1)
633	D179		<b>60/240-44 (1)</b> (3224623R1, 3224623R2, 3405722R1, 3405722R2)		
640	D179				
644	D206	<b>60/240-113 (1)</b> (3139076R91, 3139076R92)			<b>60/240-46 (12)</b> (3147441R91, 3147441R92, 3059134R1)
654	D206				
674, 684, 685, 695	D239	<b>60/240-86 (1)</b> (93413C1, 93402C1, 530144R92, 401073R2, 133736C1, 65126C92) <i>Métal / Metal</i>	<b>60/240-42 (1)</b> (401073R2, 530144R92, 133736C1, 93413C1) <i>Papier / Paper</i>		
724 824	D239 D246	<b>60/240-113 (1)</b> (3139076R91, 3139076R92)			<b>60/240-46 (12)</b> (3147441R91, 3147441R92, 3059134R1)
733	D206				
740	D206				
743, 745	D239		<b>60/240-44 (1)</b> (3224623R1, 3224623R2, 3405722R1, 3405722R2)	<b>60/240-43 (1)</b> (1328276C1, 1287590C1, 3405729R1)	<b>60/240-46 (12)</b> (3147441R91, 3147441R92, 3059134R1)
744	D239	<b>60/240-113 (1)</b> (3139076R91, 3139076R92)			

Les références des pièces sont indicatives.  
Nos pièces ne sont pas d'origine

Part numbers are quoted for reference purposes only.  
Our parts and accessories are not original.



**"THE RELIABLE SERVICE"**





**FILTRES HYDRAULIQUES**  
**HYDRAULIC FILTERS**

- |   |   |   |
|---|---|---|
| <b>1</b> Hydraulique / <i>Hydraulic</i>     | <b>6</b> Load Sensing - hydraulique / <i>hydraulic</i>      | <b>11</b> Direction hydraulique / <i>Hydr. steering</i> |
| <b>2</b> Transmission / <i>Transmission</i> | <b>7</b> Load Sensing - aspiration / <i>aspiration</i>      | <b>12</b> Retour / <i>Return</i>                        |
| <b>3</b> Auxiliaire / <i>Auxiliary</i>      | <b>8</b> Direction assistée / <i>Power steering</i>         | <b>13</b> Boîte de vitesses / <i>Gearbox</i>            |
| <b>4</b> Primaire / <i>Primary</i>          | <b>9</b> Aspiration / <i>Aspiration</i>                     | <b>14</b> Réservoir / <i>Oil tank</i>                   |
| <b>5</b> Secondaire / <i>Secondary</i>      | <b>10</b> Crépine d'aspiration / <i>Aspiration strainer</i> |   |

Tracteurs <i>Tractors</i>	Moteur <i>Engine</i>	Hydraulique <i>Hydraulic</i>			
784, 785, 795	D246	<b>60/240-86 (1)</b> (93413C1, 93402C1, 530144R92, 401073R2, 133736C1, 65126C92) <i>Métal / Metal</i>	<b>60/240-42 (1)</b> (401073R2, 530144R92, 133736C1, 93413C1) <i>Papier / Paper</i>		
833	D239	<b>60/240-113 (1)</b> (3139076R91, 3139076R92)	<b>60/240-44 (1)</b> (3224623R1, 3224623R2, 3405722R1, 3405722R2)		
840	D239			<b>60/240-43 (1)</b> (1328276C1, 1287590C1, 3405729R1)	<b>60/240-46 (12)</b> (3147441R91, 3147441R92, 3059134R1)
844 844S	D246 D268	<b>60/240-113 (1)</b> (3139076R91, 3139076R92)			
845	D268				
856	DT239				
884, 885, 885XL, 895	D268	<b>60/240-86 (1)</b> (93413C1, 93402C1, 530144R92, 401073R2, 133736C1, 65126C92) <i>Métal / Metal</i>	<b>60/240-42 (1)</b> (401073R2, 530144R92, 133736C1, 93413C1) <i>Papier / Paper</i>		
940	D239		<b>60/240-44 (1)</b> (3224623R1, 3224623R2, 3405722R1, 3405722R2)	<b>60/240-43 (1)</b> (1328276C1, 1287590C1, 3405729R1)	
946 1046	D310 D358	<b>60/240-113 (1)</b> (3139076R91, 3139076R92)			<b>60/240-35 (13)</b> (3229787R1, 3140498R91, 3217969R1)
955	D310		<b>60/240-44 (1)</b> (3224623R1, 3224623R2, 3405722R1, 3405722R2)		
956	D358			<b>60/240-43 (1)</b> (1328276C1, 1287590C1, 3405729R1)	<b>60/240-46 (12)</b> (3147441R91, 3147441R92, 3059134R1)
995	D268	<b>60/240-86 (1)</b> (93413C1, 93402C1, 530144R92, 401073R2, 133736C1, 65126C92) <i>Métal / Metal</i>	<b>60/240-42 (1)</b> (401073R2, 530144R92, 133736C1, 93413C1) <i>Papier / Paper</i>		
1055	D358		<b>60/240-44 (1)</b> (3224623R1, 3224623R2, 3405722R1, 3405722R2)		

Les références des pièces sont indicatives.  
Nos pièces ne sont pas d'origine

Part numbers are quoted for reference purposes only.  
Our parts and accessories are not original.



**"THE RELIABLE SERVICE"**



**FILTRES HYDRAULIQUES**  
**HYDRAULIC FILTERS**

- |   |   |   |
|---|---|---|
| <b>1</b> Hydraulique / <i>Hydraulic</i>     | <b>6</b> Load Sensing - hydraulique / <i>hydraulic</i>      | <b>11</b> Direction hydraulique / <i>Hydr. steering</i> |
| <b>2</b> Transmission / <i>Transmission</i> | <b>7</b> Load Sensing - aspiration / <i>aspiration</i>      | <b>12</b> Retour / <i>Return</i>                        |
| <b>3</b> Auxiliaire / <i>Auxiliary</i>      | <b>8</b> Direction assistée / <i>Power steering</i>         | <b>13</b> Boîte de vitesses / <i>Gearbox</i>            |
| <b>4</b> Primaire / <i>Primary</i>          | <b>9</b> Aspiration / <i>Aspiration</i>                     | <b>14</b> Réservoir / <i>Oil tank</i>                   |
| <b>5</b> Secondaire / <i>Secondary</i>      | <b>10</b> Crépine d'aspiration / <i>Aspiration strainer</i> |   |

Tracteurs <i>Tractors</i>	Moteur <i>Engine</i>	Hydraulique <i>Hydraulic</i>			
1056	D358			<b>60/240-43 (1)</b> (1328276C1, 1287590C1, 3405729R1)	<b>60/240-46 (12)</b> (3147441R91, 3147441R92, 3059134R1)
1246	DT358				<b>60/240-35 (13)</b> (3229787R1, 3140498R91, 3217969R1)
1255 1455	DT358 DT402			<b>60/240-43 (1)</b> (1328276C1, 1287590C1, 3405729R1)	<b>60/240-35 (13)</b> (3229787R1, 3140498R91, 3217969R1)
2120, 2130 2140, 2150	1000.3A 1000.4A	<b>60/574-7 (1)</b> (114908A1, B503095)	<b>60/240-94 (9)</b> (1966553C1)	<b>60/240-112 (10)</b> (114843A1)	
2120 PRO, 2130 PRO 2140 PRO, 2150 PRO	1000.3A 1000.4A	<b>60/240-95 (1)</b> (324626A1)			
2400	D179	<b>60/240-86 (1)</b> (93413C1, 93402C1, 530144R92, 401073R2, 133736C1, 65126C92) <i>Métal / Metal</i>	<b>60/240-42 (1)</b> (401073R2, 530144R92, 133736C1, 93413C1) <i>Papier / Paper</i>		
3210 3220 3230	D155 D179 D206				
3388 3588	DT436 DT466				
4210 4220 4230, 4240	D239 D246 D268				
5120, 5220 5130, 5230 5140, 5150, 5240, 5250	4T390 6-590 6T590			<b>60/240-70 (1)</b> (1976934C1, 92801C1, 177356A1)	
6388, 6588, 6788	DT466	<b>60/240-86 (1)</b> (93413C1, 93402C1, 530144R92, 401073R2, 133736C1, 65126C92) <i>Métal / Metal</i>	<b>60/240-42 (1)</b> (401073R2, 530144R92, 133736C1, 93413C1) <i>Papier / Paper</i>		
7110, 7120, 7130, 7140, 7150, 7210, 7220, 7230, 7240, 7250, 8910, 8920, 8930, 8940, 8950	6T830		<b>60/641-16 (2)</b> (1971728C1, 277311A1, 87413809)	<b>60/641-29 (3)</b> (1346028C1, 435140A1, 90-6602T1, 86989735, N9025)	
9110, 9130, 9210, 9230, 9240, 9310, 9330 9150, 9250, 9260, 9350 9170, 9180, 9270, 9280, 9370, 9380, 9390	6T830 LTA-10 NTA855	<b>60/641-29 (1)</b> (1346028C1, 435140A1, 90-6602T1, 86989735, N9025)			<b>60/240-124 (14)</b> (50-2029T, 50-1509T, 196955A1)
AVJ55 AVJ60 AVJ70	8035.06 8035.05 8045.06	<b>60/240-68 (1)</b> (1909130)			

Les références des pièces sont indicatives.  
Nos pièces ne sont pas d'origine



**"THE RELIABLE SERVICE"**



Part numbers are quoted for reference purposes only.  
Our parts and accessories are not original.

**FILTRES HYDRAULIQUES**  
**HYDRAULIC FILTERS**

- |                               |   |   |
|-------------------------------|---|---|
| 1 Hydraulique / Hydraulic     | 6 Load Sensing - hydraulique / hydraulic      | 11 Direction hydraulique / Hydr. steering |
| 2 Transmission / Transmission | 7 Load Sensing - aspiration / aspiration      | 12 Retour / Return                        |
| 3 Auxiliaire / Auxiliary      | 8 Direction assistée / Power steering         | 13 Boîte de vitesses / Gearbox            |
| 4 Primaire / Primary          | 9 Aspiration / Aspiration                     | 14 Réservoir / Oil tank                   |
| 5 Secondaire / Secondary      | 10 Crépine d'aspiration / Aspiration strainer |   |

Tracteurs Tractors	Moteur Engine	Hydraulique Hydraulic			
C42, C48	WD308	60/240-63 (1) (137700750066, 1397750036, 137700750067, 13770075006)			
C50 C60 C70, C80, C90	903.27 903.27T 1004.4T	60/240-86 (1) (93413C1, 93402C1, 530144R92, 401073R2, 133736C1, 65126C92) Ht. : 76,2 mm	60/240-109 (1) (242232A1, 431145A1) Ht. : 196,9 mm		
C55A C55, C64, C64A, C70A	D 226-B 3 TD 226-B 3		60/240-63 (1) (137700750066, 1397750036, 137700750067, 13770075006) Ht. : 174 mm		
CS48, CS52 CS58, CS63 CS68, CS75 (⇒ 12/98) CS68, CS75 (01/99 ⇒)	903.27 903.27T TD 226-B 3 320D	60/240-100 (1) (133700730095, 133700730025) Ht. : 110 mm			
CS78, CS86, CS94 (⇒ 12/98)	TD 226-B 4		60/240-63 (1) (137700750066, 1397750036, 137700750067, 13770075006) Ht. : 174 mm		
CS78 (01/99 ⇒)	420D			60/641-28 (4) (1-32-573-072) Fil. / Thr. : 1 1/2" Ht. : 240 mm	60/240-100 (5) (133700730095, 133700730025) Ht. : 110 mm
CS86, CS94 (01/99 ⇒)	420D				60/240-63 (5) (137700750066, 1397750036, 137700750067, 13770075006) Ht. : 174 mm
CS100, CS110 CS120, CS130, CS150	420D 620D	60/641-28 (1) (1-32-573-072) Fil. / Thr. : 1 1/2" Ht. : 240 mm	60/240-52 (2) (1-31-775-810, 1-31-775-110, 1-31-7751110)	60/641-19 (6) (47131179, 47131180, 81863799, 1-32-575-302)	60/641-12 (7) (1-32-575-303)
CX50 CX60 CX70, CX80, CX90, CX100	903.27 903.27T 1004.4T	60/240-86 (1) (93413C1, 93402C1, 530144R92, 401073R2, 133736C1, 65126C92) Ht. : 76,2 mm	60/240-109 (1) (242232A1, 431145A1) Ht. : 196,9 mm		
CVX120, CVX130, CVX150, CVX170, CVX1135, CVX1145, CVX1155, CVX1170, CVX1190	620D	60/641-19 (1) (1-32-575-302)	60/240-126 (2) (192310280014)	60/240-127 (2) (192310280011)	60/240-128 (2) (192200280705)
JX55 JX60, JX65, JX70 JX75 JX80, JX85, JX90, JX95	8035.06 8035.05 8045.06 8045.05	60/240-116 (1) (5149813)			

Les références des pièces sont indicatives.  
Nos pièces ne sont pas d'origine



**"THE RELIABLE SERVICE"**



Part numbers are quoted for reference purposes only.  
Our parts and accessories are not original.

**FILTRES HYDRAULIQUES**  
**HYDRAULIC FILTERS**

<b>1</b> Hydraulique / <i>Hydraulic</i>	<b>6</b> Load Sensing - hydraulique / <i>hydraulic</i>	<b>11</b> Direction hydraulique / <i>Hydr. steering</i>
<b>2</b> Transmission / <i>Transmission</i>	<b>7</b> Load Sensing - aspiration / <i>aspiration</i>	<b>12</b> Retour / <i>Return</i>
<b>3</b> Auxiliaire / <i>Auxiliary</i>	<b>8</b> Direction assistée / <i>Power steering</i>	<b>13</b> Boîte de vitesses / <i>Gearbox</i>
<b>4</b> Primaire / <i>Primary</i>	<b>9</b> Aspiration / <i>Aspiration</i>	<b>14</b> Réservoir / <i>Oil tank</i>
<b>5</b> Secondaire / <i>Secondary</i>	<b>10</b> Crépine d'aspiration / <i>Aspiration strainer</i>	

Tracteurs <i>Tractors</i>	Moteur <i>Engine</i>	Hydraulique <i>Hydraulic</i>			
JX70U JX80U, JX90U, JX100U	8045.06 8045.05	<b>60/240-115 (1)</b> (1931162)	<b>60/240-114 (2)</b> (47128208, 1931177, 5178100, 5194879, 47128161)		
JX1060C, JX1070C, JX1075C	8035.05	<b>60/240-117 (1)</b> (5174044, 47131194, 47131195, 47131196)			
JX1070U, JX1080U, JX1090U, JX1100U					
MX100, MX110, MX120, MX135, MX150, MX170	6T590	<b>60/240-70 (1)</b> (1976934C5, 92801C1, 177356A1)			
MX180, MX200, MX210, MX220, MX230, MX240, MX255, MX270, MX285	6T830	<b>60/641-16 (1)</b> (1971728C1, 277311A1, 87413809)			
MX80C, MX90C, MX100C	1004.4T	<b>60/240-70 (1)</b> (1976934C1, 92801C1, 177356A1)			
MXM120, MXM130, MXM140	675/TA	<b>60/240-72 (1)</b> (1930882)	<b>60/240-119 (4)</b> (1931173, 47135287)		
MXM120, MXM130, MXM135, MXM140, MXM150, MXM155, MXM165, MXM180				<b>60/641-19 (5)</b> (1931182)	
MXM175, MXM190	675/TA	<b>60/240-123 (1)</b> (47131183, 5198414, 47127431)	<b>60/240-121 (4)</b> (47131182, 87404986, 86018758)		
MXU100, MXU110, MXU115, MXU125		<b>60/240-121 (1)</b> (47131182, 87404986, 86018758)	<b>60/240-123 (1)</b> (47131183, 5198414, 47127431)	<b>60/240-119 (1)</b> (1931173, 47135287)	<b>60/641-19 (13)</b> (47131179, 47131180, 81863799)
MXU135					
PJ55, PJN55, PJV55	1000.3A		<b>60/240-112 (10)</b> (114843A1)	<b>60/240-95 (11)</b> (324626A1)	
PJ65, PJ75, PJN65, PJN75, PJV65, PJV75	1000.4A				
STX275, STX325, STX375		<b>60/240-121 (1)</b> (47131182, 87404986, 86018758)	<b>60/641-29 (2)</b> (1346028C1, 435140A1, 90-6602T1, 86989735, N9025)		<b>60/240-124 (14)</b> (50-2029T, 50-1509T, 196955A1)
STX425, STX450, STX500					
STX440					<b>60/240-124 (14)</b> (50-2029T, 50-1509T, 196955A1)
VJ60 VJ70 VJ80	8035.05 8045.06 8045.05	<b>60/240-68 (1)</b> (1909130)			

Les références des pièces sont indicatives.  
Nos pièces ne sont pas d'origine




**"THE RELIABLE SERVICE"**



Part numbers are quoted for reference purposes only.  
Our parts and accessories are not original.

FILTRES HYDRAULIQUES  
HYDRAULIC FILTERS








Réf. Ref.	Ø x H	Filet Thread	Type	Réf. Ref.	Ø x H	Filet Thread	Type
60/240-35	158x92		A	60/240-115	110x180	M40x2,0	C
60/240-43	72x120		B	60/240-116	108x170	1 1/8"-16 UNF	C
60/240-44	55x72		B	60/240-117	140x170	1 3/4"-16	C
60/240-46	76x121	3/4"-16	C	60/240-119	137x243	1 3/4"-16	C
60/240-52	99x229		D	60/240-121	120x295	1 3/8"-12	C
60/240-63	96x175	M33x1,5	C	60/240-123	93x265		B
60/240-68	108x170	1 1/8"-16 UNF	C	60/240-124	107x182	2 1/4"-11	J
60/240-70	230x200		C	60/240-126	109x127	M48 x 2,0	K
60/240-72	103x220		D	60/240-127	158x135		A
60/240-86	131x78		E	60/240-128	70x200		L
60/240-94	126x236	G1 1/4"	C	60/574-7	50x205		M
60/240-95	52x114		F	60/641-12	80x141		H
60/240-100	93x110	M33x1,5	C	60/641-16	130x360	1 3/4"-12	C
60/240-109			G	60/641-19	94x240	1 3/8"-12 UNF	C
60/240-112	75x145		H	60/641-28	136x235	1 1/2"-16	C
60/240-113	56x117		I	60/641-29	94x240	1 3/8"-12 UNF	C
60/240-114	50x102		B				

Les références des pièces sont indicatives.  
Nos pièces ne sont pas d'origine

Part numbers are quoted for reference purposes only.  
Our parts and accessories are not original.



FILTRES DE CABINE  
CAB FILTERS

Tracteurs Tractors	Réf. Ref.	OEM	Illustration	Dimension
433, 533, 633, 733, 833, 933 3210, 3220, 3230, 4210, 4220, 4230, 4240	60/4200-47	1284737C1		
485XL, 495XL, 585, 585XL, 595, 595XL, 685, 685XL, 695, 695XL, 743XL, 745XL, 785XL, 795XL, 844XL, 845XL, 856XL, 885, 885XL, 895, 895XL, 955XL, 956XL, 995, 995XL, 1055XL, 1056XL, 1255, 1255XL, 1455, 1455XL, 3220, 3230, 4210, 4220, 4230, 4240	60/4200-2	3233584R1 3233584R2		325 x 150 x 43
644, 744, 844, 844S, 946, 955, 1046, 1055, 1246	60/4200-26	3223808R1		420 x 140 x 55
1586, 3088, 3288, 3388, 3488, 3588, 3688, 3788, 5088, 5120, 5130, 5140, 5150, 5220, 5230, 5240, 5250, 5288, 5488, 6388, 6588, 6788, 7110, 7120, 7130, 7140, 7150, 7210, 7220, 7230, 7240, 7250, 7288, 7488	60/4200-27	109215C1, 143481C92		962 x 152 x 55
CS68, CS75 (⇒ 12/98) CS100, CS110, CS120, CS130, CS150	60/4200-17 60/4200-43	1-34-584-216		243 x 173 x 50  Charbon actif Active charcoal
CS68, CS75, CS78, CS86, CS94 (01/99 ⇒) CVX120, CVX130, CVX150, CVX170, CVX1135, CVX1145, CVX1155, CVX1170, CVX1190	60/4200-44	1-34-584-630		245 x 175 x 45
CS78, CS86, CS94, CS100, CS110, CS120, CS130, CS150, CVX120, CVX130, CVX150, CVX170, CVX1135, CVX1145, CVX1155, CVX1170, CVX1190	60/4200-270	1-34-684-206		350 x 95 x 10
	60/4200-269	1-34-684-036		
CX50, CX60, CX70, CX80, CX90, CX100, MX100, MX110, MX120, MX135, MX150, MX170, MX80C, MX90C, MX100C	60/4200-46	248124A1, 87761808		470 x 116 x 58
JX70U, JX80U, JX90U, JX100U, MXM120, MXM130, MXM135, MXM140, MXM150, MXM155, MXM165, MXM175, MXM180, MXM190	60/4200-13	83994694, 82033107		500 x 85 x 4
JX1060C, JX1070C, JX1075C, JX1085C, JX1095C	60/4200-275	47135042		645 x 130 x 75
JX1060V, JX1070N, JX1070V, JX1075N, JX1075V, JX1095N, JX1095V	60/4200-48	47137326		67 x 648 x 58
MX180, MX200, MX210, MX220, MX230, MX240, MX255, MX270, MX285, STX275, STX325, STX375, STX425, STX440, STX50 (Airco)	60/4200-49	259288A1		158 x 65 x 352
<b>Moissonneuses-batteuses / Combines</b>				
1420, 1440, 1460, 1620, 1640, 1644, 1660, 1670, 1680, 1688	60/4200-27	109215C1, 143481C92		962 x 152 x 55

Les références des pièces sont indicatives.  
Nos pièces ne sont pas d'origine

Part numbers are quoted for reference purposes only.  
Our parts and accessories are not original.




"THE RELIABLE SERVICE"





FLOTTEURS DE RESERVOIR  
SENDER UNITS




Tracteurs Tractors	Fig. Fig.	Référence Reference	OEM OEM	A mm	B mm	C mm	Trous Holes
323, 353, 383, 433, 453, 533, 633, 733, 833	1	25/172-90	787205R92 Jaeger	50	205	315	5
323, 353, 383, 423, 433, 453, 533, 553, 633, 644, 654, 724, 733, 743, 744, 745S, 824, 833, 844, 844S, 845	2	25/172-91	3058557R91, 3057574R93 VDO	37	295	315	5
553, 644, 654, 724, 743, 744, 745S, 824, 844, 844S, 845	3	25/172-92	3058285R91 Jaeger	50	240	355	5
743XL, 745XL, 844XL, 845XL, 856XL, 955, 955XL, 956, 956XL, 1055, 1055XL, 1056, 1056XL, 1255, 1255XL, 1455, 1455XL	4	25/172-93	3232250R91 VDO	147	245	355	-
485XL, 495XL, 585, 585XL, 595, 595XL, 685, 685XL, 695, 695XL, 785XL, 795XL, 885, 885XL, 895, 895XL, 995, 995XL	5	25/172-16	1500494C92	94	180	250	5
3210, 3220, 3230, 4210, 4220, 4230, 4240	6	25/172-94	134122A1	36	205	250	5
5120, 5130, 5140, 5150, 5220, 5230, 5240, 5250 Réservoir 170 l. fuel tank (⇒ JJF1050110)	7	25/172-97	1533805C1	275	320	410	-
5120, 5130, 5140, 5150, 5220, 5230, 5240, 5250 Réservoir 170 l. fuel tank (JJF1050111 ⇒)	8	25/172-98	130915A1	270	290	400	-
7110, 7120, 7130, 7140, 7210, 7220, 7230, 7240, 7250, 8910, 8920, 8930, 8940, 8950 Sans réservoir auxiliaire / Without auxiliary fuel tank	9	25/172-100	259110A1, 1987599C2	318	290	470	5
7210, 7220, 7230, 7240, 7250, 8910, 8920, 8930, 8940, 8950 Avec réservoir auxiliaire / With auxiliary fuel tank	10	25/172-99	259111A1, 103003A1, 103003A2	308	302	500	5
7210, 7220, 7230, 7240, 7240, 8910, 8920, 8930, 8950 Pour réservoir auxiliaire / For auxiliary fuel tank	11	25/172-101	193855A2, 103002A1	315	380	605	5

Les références des pièces sont indicatives.  
Nos pièces ne sont pas d'origine

Part numbers are quoted for reference purposes only.  
Our parts and accessories are not original.



FLOTTEURS DE RESERVOIR  
SENDER UNITS



Tracteurs Tractors	Fig. Fig.	Référence Reference	OEM OEM	A mm	B mm	C mm	Trous Holes
2120, 2130, 2140, 2150, PJ55, PJ65, PJ75, PJN55, PJN65, PJN75, PJV55, PJV65, PJV75	12	25/172-104	1967872C1	190		320	6
AVJ55, AVJ60, AVJ70, VJ60, VJ70, VJ80	13	25/172-105	5136770	140	220	260	6
CS100, CS110, CS120, CS130, CS150 <i>Réservoir gauche / Left fuel tank</i>	14	25/172-106	1-33-155-305, 1-33-155-345	425	495	590	-
CS100, CS110, CS120, CS130, CS150 <i>Réservoir droit / Right fuel tank</i>	15	25/172-107	1-33-155-302	575			
CX50, CX60, CX70, CX80, CX90, CX100	16	25/172-95	245558A2	200	200	320	5
JX55, JX60, JX65, JX70, JX75, JX80, JX85, JX90, JX95 (⇒ C4962)	17	25/172-114	5093647				
JX1060C, JX1070C, JX1075C, JX1085C, JX1095C	18	25/172-115	5194712				
MX80C, MX90C, MX100C	19	25/172-96	281126A2	246	280	455	5
MX100, MX110, MX120, MX135	20	25/172-108	243319A5	295	320	510	5
MX150, MX170	21	25/172-109	240717A5	325	360	585	
MX180, MX200, MX210, MX220, MX230, MX240, MX255, MX270, MX285	22	25/172-110	237399A4, 237399A5	810			-
MXM120, MXM130, MXM135, MXM140, MXM150, MXM155, MXM165, MXM180	23	25/172-116	82023182	200	265	365	6

Les références des pièces sont indicatives.  
Nos pièces ne sont pas d'origine




Part numbers are quoted for reference purposes only.  
Our parts and accessories are not original.



**CABLES DE COMPTE-HEURES ET TRANSMISSION  
TACHOMETER DRIVE & FLEXIBLE DRIVES**

**Transmissions flexibles / Flexible drives**



Tracteurs Tractors	Référence Reference	OEM OEM	Description Description
323, 383, 423, 433, 453, 533, 553, 633, 644, 743, 744, 745S, 844, 844S	25/177-24	3058286R93, 3131889R92	1500 mm 2 x M18 x 1.5
654, 724, 733, 743XL, 745XL, 744, 824, 833, 844, 844S, 844XL, 845, 845XL	25/177-25	3058287R94, 3399112R91, 3399114R91	1600 mm 2 x M18 x 1.5
946, 1046, 1246, 1255, 1255XL, 1455, 1455XL	25/177-26	3229693R1, 3229694R2, 3399115R91, 3141552R1, 3140722R2	2500 mm 2 x M18 x 1.5
955, 956, 956XL, 1055, 1056, 1056XL	25/177-64	3221164R91	1810 mm 2 x M18 x 1.5
248, 258, 268, 278, 385, 484, 485, 584, 585, 684, 685, 784, 785, 884, 885	25/177-21	1970820C1, 529234R1	1475 mm 7/8 UNF - 5/8 UNF
B275	25/177-20	196238C1	1210 mm 7/8 UNF - 9/16 UNF
395, 495, 595, 695, 795, 895, 995 (sans / without  484, 584, 684, 784, 884 (  Super de Luxe) 585XL, 685XL, 785XL, 885XL 3210, 3220, 3230, 4210, 4220, 4230, 4240 (sans / without  )	25/177-23	1500716C1, 537494R91, 1536644C1, 1500492C1	1800 mm 7/8 UNF - 5/8 UNF
485XL	25/177-22	1500491C1, 1970910C1	1300 mm 7/8 UNF - 5/8 UNF
AVJ55, AVJ60, AVJ70, VJ60, VJ70, VJ80	25/177-62	5112655, 5178452	1090 mm M16 x 1.0 - M18 x 1.5
JX70U, JX80U, JX90U, JX100U	25/177-63	5178454	930 mm M16 x 1.0 - M18 x 1.5

**Renvoi d'angle / Tachometer drive unit**













Tracteurs Tractors	Fig. Fig.	Référence Reference	OEM OEM
433, 440, 533, 540, 633, 640, 644, 733, 740, 743, 744, 745, 833, 840, 844, 845, 856, 940, 946, 955, 956, 1046, 1055, 1056, 1246, 1255, 1455	1	25/58-22	3141349R92
2120, 2130, 2140, 2150	2	25/58-19	1530357C1
AVJ55, AVJ60, AVJ70, JX70U, JX80U, JX90U, JX100U, JX1070U, JX1080U, JX1090U, JX1100U, VJ60, VJ70, VJ80	3	25/58-23	5109356

Les références des pièces sont indicatives.  
Nos pièces ne sont pas d'origine

Part numbers are quoted for reference purposes only.  
Our parts and accessories are not original.



**MANOCONTACTS DE PRESSION D'HUILE**  
**OIL PRESSURE SWITCHES**












Tracteurs Tractors	Référence Reference	OEM OEM	Remarques Remarks	Figure Figure
Tous tracteurs avec moteurs : <i>All tractors with engines :</i> BD144, BD154, D155, D179, D206, D239, D246, D268, D310, D358	25/186-6	91450C1, 3055238R92, 3132673R2, 376855R92, 3129031R91	Filet 1/8" Thread 1/8"	
475 (Perkins)	25/186-1	3599307M91	Filet 1/2" - 1 fiche Thread 1/2" - 1 plug	
2120, 2130, 2140, 2150	25/186-20	396879A1, 1967900C1	Filet M12 x 1.5 Thread M12 x 1.5	
5120, 5130, 5140, 5150, 5220, 5230, 5240, 5250 (⇒ 101545) 7110, 7120, 7130, 7140, 7150, 7210, 7220, 7230, 7240, 7250, 8910, 8920, 8930, 8940, 8950	25/186-22	1546461C2, 91952C3	Filet 1/8" Thread 1/8"	
5120, 5130, 5140, 5150, 5220, 5230, 5240, 5250 (1015046 ⇒) C50, C60, C70, C80, C90, CX50, CX60, CX70, CX80, CX90, CX100, MX80C, MX90C, MX100C	25/186-21	1534526C1, 1534526C2	Filet M10 x 1.0 Thread M10 x 1.0	
AVJ55, AVJ60, AVJ70, JX55, JX60, JX65, JX70, JX70U, JX75, JX80, JX80U, JX85, JX90, JX90U, JX95, JX100U, JX1060C, JX1060V, JX1070C, JX1070N, JX1070V, JX1075C, JX1075N, JX1075V, JX1085C, JX1095C, JX1095N, JX1095V, VJ60, VJ70, VJ80	25/186-34	5107603, 5160694, 4998770, 82036587	Filet M12 x 1.5 Thread M12 x 1.5	
C42, C48	25/186-25	1407090012, 299975A1, 717576R91, 161000090003	Filet M10 x 1.0 Thread M10 x 1.0	
C55, C64, C70, CS68, CS75, CS78, CS86, CS94	25/186-37	130100090781, 130100090704	Filet M10 x 1.0 Thread M10 x 1.0 0.3-0.5 bar	
CS68, CS75, CS78, CS86, CS94, CS100, CS110, CS120, CS130, CS150, CVX120, CVX130, CVX150, CVX170, CVX1135, CVX1145, CVX1155, CVX1170, CVX1190	25/186-35	132000010731	Filet M10 x 1.0 Thread M10 x 1.0	
CS78, CS86, CS94	25/186-38	155700713003	Filet M14 x 1.5 Thread M14 x 1.5 sur distributeur On distributor	
MX100, MX110, MX120, MX135, MX150, MX170	25/186-23	277016A1	Filet M10 x 1.0 Thread M10 x 1.0	
MX180, MX200, MX220, MX240, MX270	25/186-24	238082A1	Filet 1/8" Thread 1/8"	
MXM120, MXM130, MXM135, MXM140, MXM150, MXM155, MXM165, MXM175, MXM180, MXM190, MXU100, MXU110, MXU115, MXU125, MXU135	25/186-36	82028130	Filet 1/4" Thread 1/4"	

Les références des pièces sont indicatives.  
Nos pièces ne sont pas d'origine

Part numbers are quoted for reference purposes only.  
Our parts and accessories are not original.



**SONDES DE TEMPERATURE**  
**TEMPERATURE SENDER UNITS**

Tracteurs Tractors	Référence Reference	OEM OEM	Remarques Remarks	Figure Figure
323, 353, 383, 423, 433, 440, 453, 533, 540, 553, 633, 640, 644, 654, 724, 733, 740, 743, 744, 745, 824, 833, 840, 844, 845, 856, 940, 946, 955, 956, 1046, 1055, 1056, 1246	25/180-7	3057575R91	Filet M14 x 1.5 Thread M14 x 1.5	
238, 248, 258, 268, 278, 288, 354, 385, 395, 484, 485, 495, 584, 585, 595, 684, 685, 695, 784, 785, 884, 885, 895, 995, 3210, 3220, 3230, 4210, 4220, 4230, 4240	25/180-18	3127956R1, 3073787R1	Filet 1/2" BSP Thread 1/2" BSP	
475	25/180-8	3072951R91	Filet 5/8" UNF Thread 5/8" UNF	
495, 595, 695, 895, 995, 3210, 3220, 3230, 4210, 4220, 4230, 4240 (avec / with  ) 5120, 5130, 5140, 5150, 5220, 5230, 5240, 5250	25/180-15	A187687	Filet 1/2" BSP Thread 1/2" BSP	
946, 1046, 1246, 1255, 1455	25/180-20	3144544R1, 3147820R1	Filet 1/2" BSP Thread 1/2" BSP	
2120, 2130, 2140, 2150, PJ55, PJ65, PJ75, PJN55, PJN65, PJN75, PJV55, PJV65, PJV75	25/180-28	325154A1, B506828	Filet M14 x 1.5 Thread M14 x 1.5	
7110, 7120, 7130, 7140, 7150, 7210, 7220, 7230, 7240, 7250, 8910, 8920, 8930, 8940, 8950, MX180, MX200, MX220, MX240, MX270	25/180-21	A176566	Filet 1/2" BSP Thread 1/2" BSP	
C50, C60, C70, C80, C90, CX50, CX60, CX70, CX80, CX90, CX100, MX100, MX110, MX120, MX135, MX150, MX170, MX80C, MX90C, MX100C	25/180-19	243803A1, 243803A2	Filet 1/2" BSP Thread 1/2" BSP	
CS110, CS120, CS130, CS150	25/180-32	1-40-571-105	Filet M18 x 1.5 Thread M18 x 1.5	
MXM135, MXM150, MXM165, MXM180	25/180-31	89712608	Filet 5/8" UNF Thread 5/8" UNF	

**INDICATEURS**  
**GAUGES**

Tracteurs Tractors	Fig. Fig.	Référence Reference	Description Description
Mc Cormick série "D" serie	1	25/174-19 (714688R91)	Indicateur de température Temperature gauge
	2	25/173-5 (715063R91)	Indicateur de pression d'huile Oil gauge














Les références des pièces sont indicatives.  
Nos pièces ne sont pas d'origine

Part numbers are quoted for reference purposes only.  
Our parts and accessories are not original.





**CONTACTEURS DE SECURITE**  
**SAFETY SWITCHES**

Tracteurs Tractors	Référence Reference	OEM OEM	Remarques Remarks	Figure Figure
238, 248, 258, 268, 278, 288, 354, 364, 374, 384, 444, 454, 474, 475, 484, 485, 485XL, 495, 574, 584, 585, 585XL, 595, 595XL, 685, 685XL, 695, 784, 785, 785XL, 884, 885, 885XL, 895, 895XL, 995, 995XL, 3210, 3220, 3230, 4210, 4220, 4230, 4240	25/187-19	3114409R92, 3072122R94	Contacteur de point mort <i>Neutral safety switch</i>	
5120, 5130, 5140, 5150	25/187-28	1531481C1, 1531481C2	Contacteur de P.D.F. <i>P.T.O. switch</i>	
C50, C60, C70, C80, C90, CX50, CX60, CX70, CX80, CX90, CX100	25/187-29	177500A1, 177500A2	Contacteur de sécurité Filet M16 x 2.0 <i>Safety switch Thread M16 x 2.0</i>	
3210, 3220, 3230, 4210, 4220, 4230, 4240, CX50, CX60, CX70, CX80, CX90, CX100	25/187-30	231262A1	Blocage du différentiel Contacteur de point mort Contacteur feux stop <i>Differential lock Neutral safety switch Brake light</i>	
AVJ55, AVJ60, AVJ70	25/187-33	5109221	Contacteur de point mort <i>Neutral safety switch</i>	
238, 248, 258, 268, 288, 395, 433, 440, 485XL, 533, 540, 554, 585XL, 633, 640, 644, 685XL, 733, 740, 743, 743XL, 744, 745S, 745XL, 785XL, 840, 844, 844XL, 845XL, 856XL, 885XL, 955XL, 956, 956XL, 1046, 1055, 1055XL, 1056, 1056XL, 1246, 1255, 1255XL, 1455, 1455XL, 3210, 3220, 3230, 4210, 4220, 4230, 4240	25/962-14	3401400R1, 3147137R1, 3146358R1	Contacteur feux stop (fermé) Filet M12 x 1.0 <i>Brake light (closed) Thread M12 x 1.0</i>	
323, 353, 383, 423, 433, 453, 533, 553, 663, 654, 724, 733, 824, 833	25/962-48	3058667R92	Contacteur feux stop (à ressort) <i>Brake light (with spring)</i>	
433, 440, 533, 540, 633, 640, 733, 740, 833, 840, 940	25/962-15	1335077C2	Contacteur feux stop (ouvert) Filet M12 x 1.0 <i>Brake light (open) Thread M12 x 1.0</i>	
440, 540, 640, 740, 840, 940	25/962-49	1534118C1	Sécurité de démarrage <i>Start safety switch</i>	
733, 833 (40 km/h)	25/962-16	1328701C2	Contacteur feux stop Filet M12 x 1.0 <i>Brake light Thread M12 x 1.0</i>	
743XL, 745XL, 844XL, 845XL, 856XL, 956, 956XL, 1056, 1056XL, 1255XL, 1455XL, 5120, 5130, 5140, 5150	25/962-50	1280949C1	Sécurité de démarrage <i>Start safety switch</i>	

Les références des pièces sont indicatives.  
Nos pièces ne sont pas d'origine

Part numbers are quoted for reference purposes only.  
Our parts and accessories are not original.









**"THE RELIABLE SERVICE"**





**CONTACTEURS DE SECURITE**  
**SAFETY SWITCHES**

Tracteurs Tractors	Référence Reference	OEM OEM	Remarques Remarks	Figure Figure
744, 844, 844S, 845	25/962-17	3145937R1	Contacteur feux stop Filet M12 x 1.0 Brake light Thread M12 x 1.0	
946, 1046, 1246	25/962-18	3146055R1, 3141703R1	Contacteur feux stop Filet 1/8" NPT Brake light Thread 1/8" NPT	
955, 956, 1055, 1056, 1255, 1455	25/962-19	3221215R1	Contacteur feux stop Filet M10 x 1.0 Brake light Thread M10 x 1.0	
1896, 2094, 2096, 2294, 2394, 2594, 3294, 3394, 3594, 7110, 7120, 7130, 7140, 7150	25/962-22	A163160	Contacteur feux stop Brake light Filet M12 x 0.75 Thread M12 x 0.75	
2120, 2130, 2140, 2150, PJ55, PJ65, PJ75, PJN55, PJN65, PJN75, PJV55, PJV65, PJV75	25/962-20	116256A1	Contacteur feux stop Brake light	
3210, 3220, 3230, 4210, 4220, 4230, 4240, 5120, 5130, 5140, 5150, 5220, 5230, 5240, 5250, 9210, 9230, 9240, 9250, 9260, 9270, 9280, 9310, 9330, 9350, 9370, 9380, 9390, CX50, CX60, CX70, CX80, CX90, CX100, MX80C, MX90C, MX100C, MX100, MX110, MX120, MX135, MX150, MX170, MX180, MX200, MX210, MX220, MX240, MX255	25/962-26	1534229C1	Contacteur frein à main Contacteur de porte Handbrake switch Door switch	
3220, 3230, 4210, 4220, 4230, 4240, 5120, 5130, 5140, 5150, 5220, 5230, 5240, 5250, 7210, 7220, 7230, 7240, 7250, 8910, 8920, 8930, 8940, 8950, 9210, 9230, 9250, 9260, 9270, 9280, 9310, 9330, 9350, 9370, 9380, 9390, C70, C80, C90, CX50, CX60, CX70, CX80, CX90, CX100, MX80C, MX90C, MX100C, MX100, MX110, MX120, MX135, MX150, MX170	25/962-32	232948A1, 1999925C1	Contacteur clim. HP 400 Psi (embout rouge) Airco switch HP 400 Psi (red tip)	
	25/962-33	122579A1	Contacteur clim. BP (embout vert) Airco switch LP (green tip)	
5120, 5130, 5140, 5150, 5220, 5230, 5240, 5250	25/962-25	1964945C4	Contacteur feux stop Contacteur d'embrayage Brake light Clutch switch Filet 5/8" UNF Thread 5/8" UNF	
5120, 5130, 5140, 5150, 5220, 5230, 5240, 5250	25/962-27	115205A1	Sécurité de démarrage Start safety switch Filet 5/8" Thread 5/8"	
5120, 5130, 5140, 5150, 5220, 5230, 5240, 5250	25/962-28	115206A1	Sécurité de démarrage Start safety switch Filet 5/8" Thread 5/8"	
5120, 5130, 5140, 5150, 5220, 5230, 5240, 5250	25/962-30	107220A1	Contacteur ceinture de sécurité Filet M12 x 1.0 Safety belt switch Thread M12 x 1.0	

Les références des pièces sont indicatives.  
Nos pièces ne sont pas d'origine

Part numbers are quoted for reference purposes only.  
Our parts and accessories are not original.



**CONTACTEURS DE SECURITE**  
**SAFETY SWITCHES**

Tracteurs Tractors	Référence Reference	OEM OEM	Remarques Remarks	Figure Figure
5120, 5130, 5140, 5150, 5220, 5230, 5240, 5250, 9110, 9130, 9150, 9170, 9180, 9210, 9230, 9240, 9250, 9260, 9270, 9280, 9310, 9330, 9350, 9370, 9380, 9390, MX80C, MX90C, MX100C, MX100, MX110, MX120, MX135, MX150, MX170	25/962-35	258425A1, 1964538C1	Température huile hydraulique Filet 1/2" BSP Hydraulic oil temperature Thread 1/2" BSP	
5120, 5130, 5140, 5150, 5220, 5230, 5240, 5250, MX80C, MX90C, MX100C, MX100, MX110, MX120, MX135, MX150, MX170	25/962-36	N13268, 8604802	Indicateur d'obturation filtre hydr. Filet 9/16" UNF Hyd. filter obturation Thread 9/16" UNF	
7210, 7220, 7230, 7240, 7250, 8910, 8920, 8930, 8940, 8950	25/962-23	123014A1	Blocage du différentiel Contacteur feux stop Differential lock Brake light Filet 5/8" UNF Thread 5/8" UNF	
C42, C48, C55, C64, C70, CS48, CS52, CS58, CS63, CS68, CS75, CS78, CS86, CS94, CS100, CS110, CS120, CS130, CS150	25/962-52	1-34-743-001	Contacteur de frein à main Handbrake	
C42, C48, C55, C64, C70, CS48, CS52, CS58, CS63, CS68, CS75, CS78, CS86, CS94, CS100, CS110, CS120, CS130, CS150, CVX120, CVX130, CVX150, CVX170, CVX1135, CVX1145, CVX1155, CVX1170, CVX1190, JX100U, JX1070U, JX1080U, JX1090U, JX1100U, JX70U, JX80U, JX90U, JX55, JX60, JX65, JX70, JX75, JX80, JX85, JX90, JX95, VJ60, VJ70, VJ80	25/962-46	83961542, 5163618, 133700710023	Contacteur feux stop Contacteur HI/LO Brake light HI/LO switch	
C50, C60, C70, C80, C90, CX50, CX60, CX70, CX80, CX90, CX100	25/962-29	244024A1	Sécurité de démarrage Start safety switch Filet M16 x 1.5 Thread M16 x 1.5	
C50, C60, C70, C80, C90, CX50, CX60, CX70, CX80, CX90, CX100, MX80C, MX90C, MX100C, MX100, MX110, MX120, MX135, MX150, MX170	25/962-21	177499A2	Contacteur feux stop Brake light Filet M16 x 2.0 Thread M16 x 2.0	
C50, C60, C70, C80, C90, CX50, CX60, CX70, CX80, CX90, CX100, MX80C, MX90C, MX100C, MX100, MX110, MX120, MX135, MX180, MX210, MX220, MX230, MX240, MX255, MX285	25/962-34	292740A1, 79081900	Indicateur d'obturation filtre à air Air filter obturation	
CX50, CX60, CX70, CX80, CX90, CX100, MX80C, MX90C, MX100C, MX100, MX110, MX120, MX135, MX150, MX170	25/962-31	143417A3, 419792A2	Capteur niveau de liquide airco Airco level liquid sensor	
JX70U, JX80U, JX90U, JX100U, JX1070U, JX1080U, JX1090U, JX1100U, MXM120, MXM130, MXM140, MXU100, MXU110, MXU115, MXU125, MXU130	25/962-51	5121786	Contacteur feux stop Brake light	
JX1060V, JX1070N, JX1070V, JX1075N, JX1075V	25/962-47	83952126	Contacteur PDF PTO switch	
MX180, MX200, MX210, MX220, MX230, MX240, MX255, MX270, MX285, STX275, STX325, STX375, STX425, STX440, STX450, STX500	25/962-24	279265A2	Contacteur feux stop Brake light Filet 1/2" Thread 1/2"	

Les références des pièces sont indicatives.  
Nos pièces ne sont pas d'origine



Part numbers are quoted for reference purposes only.  
Our parts and accessories are not original.



"THE RELIABLE SERVICE"



**RELAIS  
RELAY**




Tracteurs Tractors	Fig. Fig.	Référence Reference	OEM OEM	Remarques Remarks
323, 353, 383, 423, 433, 453, 533, 633, 644, 654, 724, 733, 743, 744, 745S, 824, 833, 844, 844S, 946, 1046, 1246	1	25/965-23	3057558R92	12 V - 150 W 5 bornes / 5 terminals Eclairage / Lighting
433, 433E, 433V, 440, 485XL, 495XL, 533, 533E, 533V, 540, 585XL, 595XL, 633, 633E, 633V, 640, 685XL, 695XL, 733, 733E, 740, 743, 743XL, 745S, 745XL, 785XL, 795XL, 833, 833E, 840, 844S, 844XL, 845, 845XL, 856XL, 885XL, 895XL, 933, 940, 956, 956XL, 995XL, 1056, 1056XL, 1255, 1255XL, 1455, 1455XL, 3210, 3220, 3230, 4210, 4220, 4230, 4240, 5120, 5130, 5140, 5220, 5230, 5240, 5250, C50, C60, C70, C80, C90, CX50, CX60, CX70, CX80, CX90, CX100, MX80C, MX90C, MX100C, MX100, MX110, MX120, MX135, MX150, MX170	2	25/965-25	1502351C1, 3221178R1	12 V - 2 x 150 W Eclairage / Lighting
743XL, 745XL, 844XL, 845XL, 856XL, 956, 956XL, 1056, 1056XL	3	25/965-30	3402258R1, 1534163C1	Transmission 12 V - 10 A
743XL, 745XL, 844XL, 856XL, 956, 956XL, 1056, 1056XL, 1255, 1255XL, 1455, 1455XL, 3210, 3220, 3230, 4210, 4220, 4230, 4240	4	25/965-22	3405757R1	12 V - 70 A 7 bornes / 7 terminals Démarreur / Start motor
3210, 3220, 3230, 4210, 4220, 4230, 4240, 5120, 5130, 5140, 5150, 5220, 5230, 5240, 5250, CX50, CX60, CX70, CX80, CX90, CX100, MX100, MX110, MX120, MX135	5	25/965-29	1987452C1	12 V - 70 A Démarreur / Start motor
AVJ55, AVJ60, AVJ70, JX70U, JX80U, JX90U, JX100U, JX1060C, JX1070C, JX1070U, JX1075C, JX1080U, JX1090U, JX1100U, VJ60, VJ70, VJ80	6	25/965-16	5146278	
C55, C64, C70, CS48, CS58, CS68, CS75, CS78, CS86, CS94, CS100, CS110, CS120, CS130, CS150, CVX120, CVX130, CVX150, CVX170, CVX1135, CVX1145, CVX1155, CVX1170, CVX1190	7	25/965-31	1-40-758-024, 1-40-158-047	40/60 A
CS48, CS52, CS58, CS63, CS68, CS75, CS78, CS86, CS94, CS100, CS110, CS120, CS130, CS150, CVX120, CVX130, CVX150, CVX170, CVX1135, CVX1145, CVX1155, CVX1170, CVX1190, MXU110, MXU115, MXU125, MXU130, MXU135	8	25/965-32	1-40-258-111, 82023238	15/25 A
CVX120, CVX130, CVX150, CVX170, CVX1135, CVX1145, CVX1155, CVX1170, CVX1190	9	25/965-33	1-40-558-014	300 A


Les références des pièces sont indicatives.  
Nos pièces ne sont pas d'origine

Part numbers are quoted for reference purposes only.  
Our parts and accessories are not original.



**INTERRUPTEURS DE DEMARRAGE**  
**STARTING SWITCHES**



Tracteurs Tractors	Fig. Fig.	Référence Reference	OEM OEM	Remarques Remarks
D212, D214, D215, D217, D219, DED-3, D320, D322, D324, D326, DGD-4, D430, D432, D436, D439, D440	1	25/950-87	717638R91	7 bornes - 0-1-2-3 7 terminals - 0-1-2-3
323, 353, 383, 423, 433, 453, 533, 633, 644, 654, 724, 733, 743, 744, 745S, 824, 833, 844, 844S, 845, 946, 1046, 1246	2	25/950-11		préchauf. - démar. - 4 bornes heating - start - 4 terminals
		25/950-20	3057998R93	préchauf. - démar. - 3 fiches heating - start - 3 plugs
440, 495XL, 540, 595, 595XL, 640, 695, 695XL, 740, 743XL, 745XL, 840, 844XL, 845XL, 856XL, 895, 895XL, 940, 995, 995XL, 3210, 3220, 3230, 4210, 4220, 4230, 4240, 5120, 5130, 5140, 5150, 5220, 5230, 5240, 5250	3	25/950-33	1987424C1, A187613, A187614	préchauf. - démar. - 10 fiches - P-0-1-2-3 heating - start - 10 plugs - P-0-1-2-3
		25/951-33	1964831C2	clé / key
485XL, 585, 585XL, 685, 685XL, 743XL, 745XL, 785XL, 844XL, 845XL, 856XL, 885, 885XL, 955XL, 956, 956XL, 1056, 1055XL, 1056XL	4	25/950-16	1532371C1, 3399520R1	préchauf. - démar. - 10 fiches - P-0-1-2-3 heating - start - 10 plugs - P-0-1-2-3
		25/951-16	1532382C1, 3399521R1	clé / key
955, 956, 956XL, 1055, 1056, 1056XL, 1255XL, 1455XL	5	25/950-17	1532372C1, 3221154R91, 3405762R1	démarrage - 7 fiches - P-0-1-2 start - 7 plugs - P-0-1-2
956, 956XL, 1056, 1056XL, 1255, 1455	6	25/950-54	3405827R1	démarrage - 6 fiches - 0-1-2 start - 6 plugs - 0-1-2
2120, 2130, 2140, 2150, PJ55, PJ65, PJ75, PJN55, PJN65, PJN75, PJV55, PJV65, PJV75	7	25/950-10	1966930C1, 449210A1	préchauf. - démar. - 8 fiches - 0-1-2-3 heating - start - 8 plugs - 0-1-2-3
		25/951-17	1966929C1	clé / key
5120, 5130, 5140, 5220, 5230, 5240, 5250 (sans / without  )	8	25/950-53	282775A1, A134737	démarrage - 7 fiches - P-0-1-2 start - 7 plugs - P-0-1-2
		25/951-18	1964831C2	clé / key
AVJ55, AVJ60, AVJ70, VJ60, VJ70, VJ80, JX55, JX60, JX65, JX70, JX75, JX80, JX85, JX90, JX95	9	25/950-59	5129862, 5146155	démarrage - 7 fiches - P-0-1-2 start - 7 plugs - P-0-1-2
		25/951-59	5112713, 47126500	clé / key

Les références des pièces sont indicatives.  
Nos pièces ne sont pas d'origine

Part numbers are quoted for reference purposes only.  
Our parts and accessories are not original.









**INTERRUPTEURS DE DEMARRAGE**  
**STARTING SWITCHES**



Tracteurs Tractors	Fig. Fig.	Référence Reference	OEM OEM	Remarques Remarks
AVJ55, AVJ60, AVJ70, VJ60, VJ70, VJ80, JX1060C, JX1060V, JX1070C, JX1070N, JX1070V, JX1075C, JX1075N, JX1075V, JX1095N, JX1095V	10	25/950-88	5127282	poussoir de démarrage starter push button
C55, C55A, C64, C64A, C70A, CS48, CS52, CS58, CS63, CS68, CS75	11	25/950-35	135700580118, 133700580188	préchauf. - démar. - 10 fiches - P-0-1-2-3 heating - start - 10 plugs - P-0-1-2-3
		25/951-34	135700580706, 1533739C1	clé / key
CS78, CS86, CS94, CS100, CS110, CS120, CS130, CS150, CVX120, CVX130, CVX150, CVX170, CVX1135, CVX1145, CVX1155, CVX1170, CVX1190	12	25/950-34	1-40-258-008	6 fiches - 0-contact-démarrage 6 plugs - 0-contact-start

**INTERRUPTEURS D'ECLAIRAGE**  
**LIGHTING SWITCHES**





Tracteurs Tractors	Fig. Fig.	Référence Reference	OEM OEM	Remarques Remarks
323, 353, 383, 423, 433, 453, 533, 624, 633, 644, 654, 723, 724, 733, 743, 744, 745S, 824, 833, 844, 844S, 845, 946, 1046, 1246	1	25/950-18	3136852R1	6 fiches - P-0-1-2-3 6 plugs - P-0-1-2-3
		25/954-17	3136851R1	Clé / Key
2120, 2130, 2140, 2150	2	25/953-18	1966928C1	Eclairage + klaxon - 6 fiches - 0-1-2-3 Lighting + horn - 6 plugs - 0-1-2-3
5120, 5130, 5140, 5150	3	25/953-19	1983207C2	Eclairage - 3 fiches - 0-1-2 Lighting - 3 plugs - 0-1-2
		25/954-19	1977521C1	 Bouton / Knob
AVJ55, AVJ60, AVJ70, VJ60, VJ70, VJ80	4	25/953-21	5132021	Eclairage - Klaxon - 4 positions Lighting switch - Horn + 4 positions
C50, C60, C70, C80, C90, CX50, CX60, CX70, CX80, CX90, CX100, MX80C, MX90C, MX100C, MX100, MX110, MX120, MX135, MX150, MX170	5	25/953-20	197168A1	Eclairage - 6 fiches - 0-1-2 Lighting - 6 plugs - 0-1-2
		25/954-20	234994A1	 Bouton / Knob

Les références des pièces sont indicatives.  
Nos pièces ne sont pas d'origine

Part numbers are quoted for reference purposes only.  
Our parts and accessories are not original.



**CONTACTEURS D'ALARME  
WARNING SWITCHES**

Tracteurs Tractors	Référence Reference	OEM OEM	Remarques Remarks	Figure Figure
323, 353, 423, 433, 533, 553, 654, 724, 633, 733, 824, 833	25/959-2	3136609R92	6 fiches 6 plugs	
644, 743, 744, 745S, 844, 844S, 946, 1046, 1246, 2120, 2130, 2140, 2150	25/959-3	3141217R91 1967699C1 3141103R91	8 fiches 8 plugs	

**CONTACTEURS COMBINES  
COMBINED SWITCHES**



Tracteurs Tractors	Fig. Fig.	Référence Reference	OEM OEM	Remarques Remarks
323, 353, 383, 423, 433, 453, 533, 553, 633, 644, 654, 724, 733, 743, 744, 844, 946, 1046, 1246	1	25/958-1	3057633R91, 3141485R91, 139900580025	klaxon - clignotant horn - indicator
440, 540, 640, 833	2	25/958-49	3234431R91, 3234431R92	klaxon - clignotant horn - indicator
743XL, 745XL, 844XL, 845XL, 856XL, 955XL, 956, 956XL, 1055XL, 1056, 1056XL, 1255, 1255XL, 1455, 1455XL, 3210, 3220, 3230, 4210, 4220, 4230, 4240	3	25/958-2	3399522R2	klaxon - clignotant horn - indicator
955, 1055	4	25/958-50	3221177R1	klaxon - clignotant horn - indicator
2120, 2130, 2140, 2150	5	25/958-56	1966927C1	clignotant indicator
5120, 5130, 5140, 5150	6	25/958-27	1534361C2	contacteur de relevage - 6 positions lift switch - 6 positions


Les références des pièces sont indicatives.  
Nos pièces ne sont pas d'origine

Part numbers are quoted for reference purposes only.  
Our parts and accessories are not original.





**CONTACTEURS COMBINES  
COMBINED SWITCHES**



Tracteurs Tractors	Fig. Fig.	Référence Reference	OEM OEM	Remarques Remarks
5120, 5130, 5140, 5150, CX50, CX60, CX70, CX80, CX90, CX100, MX80C, MX90C, MX100C, MX100, MX110, MX120, MX135, MX150, MX170	1	25/958-51	246625A1, 246625A2	marche avant - neutre - marche arrière front speed - neutral - rear speed
7110, 7120, 7130, 7140, 7150, 7210, 7220, 7230, 7240, 7250, 8910, 8920, 8930, 8940, 8950	2	25/958-52	1987422C1	clignotant - alarme indicator - warning
CS48, CS58, CS68, CS75	3	25/958-44	133700580217	phare - klaxon - clignotant light - horn - indicator
AVJ55, AVJ60, AVJ70, VJ60, VJ70, VJ80	4	25/958-57	5112714	clignotant indicator
JX100U, JX1070U, JX1080U, JX1090U, JX1100U, JX70U, JX80U, JX90U	5	25/958-58	82034514	marche avant - neutre - marche arrière - verrouillage front speed - neutral - rear speed - lock
MX180, MX200, MX220, MX240, MX270, STX275, STX325, STX375, STX425, STX440, STX450, STX500	6	25/958-53	284776A1	phare - klaxon - clignotant light - horn - indicator
MXM120, MXM130, MXM140, MXM155, MXM175, MXM190	7	25/958-59	82011624	lave-glace - essuie-glace 3 fonctions windscreen washer - windscreen wiper 3 functions

Les références des pièces sont indicatives.  
Nos pièces ne sont pas d'origine

Part numbers are quoted for reference purposes only.  
Our parts and accessories are not original.



**CENTRALES CLIGNOTANTES**  
**BLINKING UNITS**

Tracteurs Tractors	Référence Reference	OEM OEM	Remarques Remarks	Figure Figure
323, 353, 383, 423, 433, 453, 533, 553, 633, 654, 724, 733, 833, 946, 1046, 1246	<b>25/961-3</b>	3131226R91, 3053387R91, 1192580038	type Bosch 5 fiches <i>Bosch type 5 plugs</i>	
238, 248, 258, 268, 278, 288, 384, 385, 395, 484, 485, 485XL, 495, 495XL, 540, 584, 585, 585XL, 595, 595XL, 640, 684, 685, 685XL, 695, 695XL, 740, 743XL, 745XL, 784, 785, 785XL, 795, 795XL, 840, 844XL, 845XL, 856XL, 884, 885, 885XL, 895, 895XL, 955, 955XL, 956, 956XL, 995XL, 1055, 1055XL, 1056, 1056XL, 1255, 1255XL, 1455, 1455XL, 3210, 3220, 3230, 4210, 4220, 4230, 4240, 5120, 5130, 5140, 5150, 7110, 7120, 7130, 7140, 7210, 7220, 7230, 7240, 7250, AVJ55, AVJ60, AVJ70, C42, C48, C50, C55, C60, C64, C70, C80, C90, CX50, CX60, CX70, CX80, CX90, CX100, CS48, CS52, CS58, CS63, CS68, CS75 MX80C, MX90C, MX100C, MX100, MX110, MX120, MX135, MX150, MX170, MX180, MX200, MX210, MX220, MX230, MX240, MX255, MX270, MX285, VJ60, VJ70, VJ80	<b>25/961-2</b>	3142068R5, 1964535C2, 1987397C2, 1536092C1, 5125586, 135700580021, 3118909R2	type Cobo - Hella 6 fiches <i>Cobo - Hella type 6 plugs</i>	
644, 743, 744, 744S, 844, 844S, 946, 1046, 1246	<b>25/961-22</b>	3141102R92	type Bosch 7 fiches <i>Bosch type 7 plugs</i>	
2120, 2130, 2140, 2150, PJ55, PJ65, PJ75, PJN55, PJN65, PJN75, PJV55, PJV65, PJV75	<b>25/961-14</b>	1984941C1	8 fiches <i>8 plugs</i>	
CS78, CS86, CS94, CS100, CS110, CS120, CS130, CS150, CVX120, CVX130, CVX150, CVX170, CVX1135, CVX1145, CVX1155, CVX1170, CVX1190	<b>25/961-23</b>	135700580020	6 fiches <i>6 plugs</i>	

Les références des pièces sont indicatives.  
Nos pièces ne sont pas d'origine



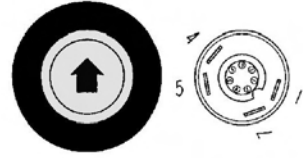
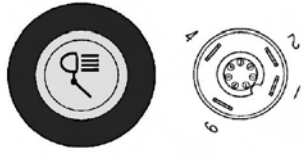
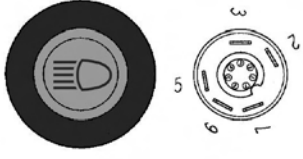
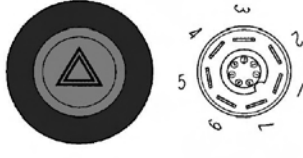
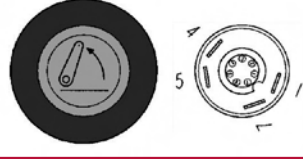



Part numbers are quoted for reference purposes only.  
Our parts and accessories are not original.



**"THE RELIABLE SERVICE"**



**BOUTONS POUSSOIRS**  
**PUSH SWITCHES**

Tracteurs Tractors	Référence Reference	OEM OEM	Remarques Remarks	Figure Figure
C42, C48, C55, C64, C70, CS48, CS52, CS58, CS63, CS68, CS75, CS78, CS86, CS94, CS100, CS110, CS120, CS130, CS150	25/1884-26	133700580024	Connecteur Connector housing	
	25/1884-27	3141107R1, 190003452250	Ampoule Bulb	
5120, 5130, 5140, 5150, 5220, 5230, 5240, 5250	25/1884-91	1964848C1	Monter - descendre Lift & lower	
C42, C48, C55, C64, C70	25/1884-72	139900580153, 133700580008	Phare de travail arrière Rear worklamp	
	25/1884-73	133700580004	Phares avant Front light	
	25/1884-76	133700580002	Feux de détresse Hazard	
CS48, CS52, CS58, CS63, CS68, CS75, CS78, CS86, CS94, CS100, CS110, CS120, CS130, CS150	25/1884-70	1-40-258-061	Relevage - montée Lift - ascent	
	25/1884-90	1-40-258-062	Relevage - descente Lift - descent	
MX80C, MX90C, MX100C, MX100, MX110, MX120, MX135, MX150, MX170	25/1884-87	353862A1, 452221A1	Prise de force PTO	
MXU100, MXU110, MXU115, MXU125, MXU130, MXU135	25/1884-88	82028271, 87311254	Prise de force PTO	

Les références des pièces sont indicatives.  
Nos pièces ne sont pas d'origine

Part numbers are quoted for reference purposes only.  
Our parts and accessories are not original.





**CONTACTEURS A BASCULE  
ROCKER SWITCHES**

Tracteurs Tractors	Référence Reference	Connexion Connection	Remarques Remarks
238, 248, 258, 268, 288, 395, 440, 485XL, 495, 495XL, 540, 585XL, 595, 595XL, 640, 685XL, 695, 695XL, 740, 743XL, 745XL, 785XL, 795, 795XL, 840, 844XL, 845XL, 856XL, 885XL, 895, 895XL, 940, 955, 955XL, 956, 956XL, 995XL, 1055, 1055XL, 1056, 1056XL, 1255, 1255XL, 1455, 1455XL, 3210, 3220, 3230, 4210, 4220, 4230, 4240	<b>25/967-104</b> (245910C1, 3221180R1 + 245914C1)		Phares avant Front lights 
238, 248, 258, 268, 288, 395, 440, 485XL, 495, 495XL, 540, 585XL, 595, 595XL, 640, 685XL, 695, 695XL, 740, 743XL, 745XL, 785XL, 795, 795XL, 840, 844XL, 845XL, 856XL, 885XL, 895, 895XL, 940, 955, 955XL, 956, 956XL, 995XL, 1055, 1055XL, 1056, 1056XL, 1255, 1255XL, 1455, 1455XL, 3210, 3220, 3230, 4210, 4220, 4230, 4240, 5120, 5130, 5140, 5150, 7110, 7120, 7130, 7140, 7210, 7220, 7230, 7240, 7250, C50, C60, C70, C80, C90, C100, CX50, CX60, CX70, CX80, CX90, CX100, MX80C, MX90C, MX100C, MX100, MX110, MX120, MX135, MX150, MX170	<b>25/967-105</b> (245908C1, 3221208R1, 194114A1 + 245916C1)		Feux de détresse Hazard 
238, 248, 258, 268, 288, 395, 485, 485XL, 495, 495XL, 585, 585XL, 595, 595XL, 685, 685XL, 695, 695XL, 743XL, 745XL, 785, 785XL, 795, 795XL, 844XL, 845XL, 856XL, 885, 885XL, 895, 895XL, 956XL, 995XL, 1056XL, 1255XL, 1455XL, 3210, 3220, 3230, 4210, 4220, 4230, 4240, 5120, 5130, 5140, 5150, 7110, 7120, 7130, 7140, 7210, 7220, 7230, 7240, 7250, C50, C60, C70, C80, C90, C100, CX50, CX60, CX70, CX80, CX90, CX100, MX80C, MX90C, MX100C, MX100, MX110, MX120, MX135, MX150, MX170	<b>25/967-106</b> (245909C1, 3402632R1 + 245917C1)		Gyrophare Rotating light 
485XL, 495XL, 585XL, 595XL, 685XL, 695XL, 743XL, 745XL, 785XL, 795XL, 844XL, 845XL, 856XL, 885XL, 895XL, 956XL, 995XL, 1056XL, 1255XL, 1455XL, 3210, 3220, 3230, 4210, 4220, 4230, 4240, 7210, 7220, 7230, 7240, 7250	<b>25/967-107</b> (245911C1, 3223052R1 + 1328477C1)		Essuie-glace arrière Rear wiper 
485XL, 540, 585XL, 640, 740, 743XL, 745XL, 785, 785XL, 795, 795XL, 840, 844XL, 845XL, 856XL, 885, 885XL, 895, 895XL, 940, 956XL, 995XL, 1056XL, 1255XL, 1455XL, 3210, 3220, 3230, 4210, 4220, 4230, 4240, 5120, 5130, 5140, 5150, 7110, 7120, 7130, 7140, 7210, 7220, 7230, 7240, 7250	<b>25/967-108</b> (1964835C1 + 1964651C1)		4 x 4 4WD 

**CONNECTEURS ELECTRIQUES  
ELECTRICAL PLUG SOCKETS**

Tracteurs Tractors	Réf. Ref.	Description Description	Réf. Ref.	Description Description
3210, 3220, 3230, 4210, 4220, 4230, 4240, 5120, 5130, 5140, 5150, C42, C48, C55, C64, C70, CS110, CS120, CS130, CS150, CX50, CX60, CX70, CX80, CX90, CX100, MX80C, MX90C, MX100C, MX100, MX110, MX120, MX135, MX150, MX170	<b>25/1971-3</b> (1533880C1, 133700770382)	 Prise 3 pôles / Socket 3 poles	<b>25/1970-3</b> (1533899C1, 1-40-171-022)	 Fiche 3 pôles / Plug 3 poles
5120, 5130, 5140, 5150, 7110, 7120, 7130, 7140	<b>25/1971-4</b> (1964989C1)	 Prise 3 pôles / Socket 3 poles	<b>25/1970-4</b> (1964853C1)	 Fiche 3 pôles / Plug 3 poles



D'autres accessoires électriques peuvent être trouvés dans le catalogue "Electricité" du fascicule 1.  
Other electrical accessories can be found in the electrical section (part 1 of the catalogue).

Les références des pièces sont indicatives.  
Nos pièces ne sont pas d'origine











**"THE RELIABLE SERVICE"**



Part numbers are quoted for reference purposes only.  
Our parts and accessories are not original.

**ECLAIRAGE  
LIGHTING**

**Optiques de phare / Front light lens**

Tracteurs Tractors	Réf. Ref.	OEM OEM	Désignation Description	Fig. Fig.
Ancienne gamme allemande <i>Old German range</i>	25/189-202K  63/1955-472		Kit de paire de phares Ø 144 mm + brides de fixation sur tube Ø 24 mm <i>Pair of front lamps Ø 144 mm with fitting clamps for Ø 24 mm tube</i>  Ampoule / <i>Bulb H4 - 12V - 55/60W</i>	
238, 248, 258, 268, 276, 278, 364, 374, 384, 385, 434, 444, 454, 474, 475, 484, 485, 584, 585, 674, 684, 685, 784, 785, 884, 885	25/181-17	3072947R91, 3072562R91	Optique de phare Ø 111 mm (Sealed beam) <i>Head lamp Ø 111 mm (Sealed beam)</i>  Lucas	
258, 268, 485XL, 585, 685, 784, 785, 885	25/181-18	3129035R1	Optique de phare Ø 143 mm (Sealed beam) <i>Head lamp Ø 143 mm (Sealed beam)</i>  Lucas	
323, 353, 423, 453	25/181-69 25/181-70 63/1955-410	3057539R91 3057538R91 3076115R1	Optique gauche / <i>LH lens</i> Optique droite / <i>RH lens</i>  Ampoule asym. / <i>Asym. Bulb 12V - 45/50W</i>	
383, 423, 433, 453, 533, 553, 633, 644, 654, 724, 733, 743, 744, 745, 824, 833, 844, 856, 946, 955, 956, 1046, 1055, 1056, 1246	25/181-19 63/1955-410 25/181-40 63/1955-472 25/185-2	3404170R94, 3140022R91 1984949C1  1530133C1	Optique gauche ou droite (asymétrique) <i>LH or RH lens (asymmetrical)</i>  Ampoule asym. / <i>Asym. Bulb 12V - 45/50W</i>  Optique gauche ou droit (H4) <i>LH or RH lens (H4)</i>  Ampoule / <i>Bulb H4 - 12V - 55/60W</i>  Socket	
433, 533, 633, 733, 743, 745, 844XL, 856XL, 956XL, 1056XL, 1255, 1255XL, 1455, 1455XL	25/181-22 63/1955-472 25/185-2	1333291C1, 85651C91 91967C1 1530133C1	Optique gauche ou droite (H4) <i>LH or RH lens (H4)</i>  Ampoule / <i>Bulb H4 - 12V - 55/60W</i>  Socket	
440, 495, 495XL, 540, 595, 595XL, 640, 695, 695XL, 740, 743, 743XL, 745S, 745XL, 795, 795XL, 840, 844S, 844XL, 845, 845XL, 856XL, 895, 895XL, 940, 995XL, 2120, 2130, 2140, 2150 (PRO) 3210, 3220, 3230, 4210, 4220, 4230, 4240, 5120, 5130, 5140, 5150	25/189-47 25/189-48 63/1955-472 25/185-2	1964878C2, 1964884C2 1964980C2, 1964883C2 91967C1 1530133C1	Optique gauche <i>LH lens</i> Optique droit <i>RH lens</i>  Ampoule / <i>Bulb H4 - 12V - 55/60W</i>  Socket	
2120, 2130, 2140, 2150	25/181-30 63/1955-410 25/185-2	1984880C1, 1967795C1 1984949C1, 3076115R1 1530133C1	Optique gauche ou droite (asymétrique) <i>LH or RH lens (asymmetrical)</i>  Ampoule asym. / <i>Asym. Bulb 12V - 45/50W</i>  Socket	

Les références des pièces sont indicatives.  
Nos pièces ne sont pas d'origine








Part numbers are quoted for reference purposes only.  
Our parts and accessories are not original.





**ECLAIRAGE**  
**LIGHTING**

**Optiques de phare / Front light lens**

Tracteurs Tractors	Réf. Ref.	OEM OEM	Désignation Description	Fig. Fig.
7110, 7120, 7130, 7140, 7150, 7210, 7220, 7230, 7240, 7250, 8910, 8920, 8930, 8940, 8950	25/189-49  25/189-50  63/1955-472 63/1955-453	91971C2  91972C2  91967C1 92242C1	Optique gauche - ph. avant + ph. de travail <i>LH lens - front light + working light</i>  Optique droite - ph. avant + ph. de travail <i>RH lens - front light + working light</i>  <i>Ampoule / Bulb H4 12V - 55/60W</i>  <i>Ampoule / Bulb H3 12V - 55W</i>	
AVJ55, AVJ60, AVJ70, VJ60, VJ70, VJ80	25/181-24  63/1955-410 25/185-2	5120073, 5138349	Optique gauche ou droite (asymétrique) <i>LH or RH lens (asymmetrical)</i>  <i>Ampoule asym. / Asym. Bulb 12V - 45/50W</i>  Socket	
C42, C48, C55, C64, C70, CS48, CS52, CS58, CS63, CS68, CS75, CS78, CS86, CS94	25/189-59  63/1955-472 25/185-2	1-34-172-045  190003450013 199000720006	Optique gauche ou droite (H4) <i>LH or RH lens (H4)</i>  <i>Ampoule / Bulb H4 12V - 55/60W</i>  Socket	
C42, C48, C55, C64, C70, CS48, CS52, CS58, CS63, CS68, CS75, CS78, CS86, CS94, CS100, CS110, CS120, CS130, CS150, CVX120, CVX130, CVX150, CVX170, CVX1135, CVX1145, CVX1155, CVX1170, CVX1190	25/189-205  63/1955-472	1-40-172-001  190003450013	Optique gauche ou droite (H4) Pour conduite à droite <i>LH or RH lens (H4)</i> <i>For RH dip</i>  <i>Ampoule / Bulb H4 12V - 55/60W</i>	
MX100, MX120, MX135, MX150, MX170	25/189-51  25/189-52  63/1955-472 25/1955-885	178318A1  178317A1  91967C1 187110A1, 3230093A1	Optique gauche - ph. avant + ph. de travail <i>LH lens - front light + working light</i>  Optique droite - ph. avant + ph. de travail <i>RH lens - front light + working light</i>  <i>Ampoule / Bulb H4 12V - 55/60W</i>  <i>Ampoule / Bulb H885 12V - 50W</i>	
CVX120, CVX130, CVX150, CVX170, CX70, CX80, CX90, JX70U, JX80U, JX90U, JX100U, JX1060C, JX1070C, JX1070U, JX1075C, JX1080U, JX1090U, MX80C, MX90C, MX100C, MX180, MX200, MX210, MX220, MX230, MX240, MX255, MX270, MX285, MXM120, MXM130, MXM140, MXM155, MXM175, MXM190, MXU100, MXU110, MXU115, MXU125, MXU130, MXU135	25/189-53  25/189-54  63/1955-472 25/1955-885	232449A2  232448A2  91967C1 187110A1, 3230093A1	Optique gauche - ph. avant + ph. de travail <i>LH lens - front light + working light</i>  Optique droite - ph. avant + ph. de travail <i>RH lens - front light + working light</i>  <i>Ampoule / Bulb H4 12V - 55/60W</i>  <i>Ampoule / Bulb H885 12V - 50W</i>	   <b>25/1955-885</b>

Les références des pièces sont indicatives.  
Nos pièces ne sont pas d'origine









Part numbers are quoted for reference purposes only.  
Our parts and accessories are not original.





**ECLAIRAGE**  
**LIGHTING**

**Feux de position et clignotants / Front side lights & indicators**

Tracteurs Tractors	Réf. Ref.	OEM OEM	Désignation Description	Fig. Fig.
D215, D219, D322, D326, D432, D439, D440	25/1918-46 63/1955-270 63/1955-202 25/1934-2 	3051599R91 790893R1 790891R1 3051186R91	Feu gauche ou droit / <i>Lamp LH or RH</i> Ampoule / <i>Bulb 12V/18W</i> Ampoule / <i>Bulb 12V/3W</i> Support de feu 45° / <i>45° lamp support</i>	
238, 248, 258, 268, 288, 395, 495, 585, 595, 685, 695, 743, 745XL, 785XL, 795XL, 844XL, 845XL, 856XL, 885XL, 956XL, 995XL, 1056, 1056XL, 1255XL, 1455XL, 3210, 3220, 3230, 4210, 4220, 4230, 4240, 7110, 7120, 7130, 7140, 7210, 7220, 7230, 7240, 7250	25/1918-7 25/1918-8 25/1919-7 25/1919-8 63/1955-245 63/1955-382	82363C91 82364C91 90308C1 90309C1 3051192R1 1094366R1	Feu gauche / <i>Lamp LH (type Jokon type)</i> Feu droit / <i>Lamp RH (type Jokon type)</i> Cabochon gauche / <i>Glass LH</i> Cabochon droit / <i>Glass RH</i> Ampoule / <i>Bulb 12V/10W</i> Ampoule / <i>Bulb 12V/21W</i>	
248, 258, 268, 278, 385, 433, 440, 484, 485, 533, 540, 584, 585, 633, 640, 644, 684, 685, 733, 740, 743, 744, 745, 785, 833, 840, 844, 884, 885, 940, 955, 956, 1055, 1056, 1255, 1455	25/1918-3 25/1919-3 63/1955-239 63/1955-382	3121089R91 3148501R1 8420/03010 1094366R1	Feu gauche ou droit / <i>Lamp LH or RH</i> Cabochon / <i>Glass</i> Ampoule / <i>Bulb 12V/5W</i> Ampoule / <i>Bulb 12V/21W</i>	
433, 440, 533, 540, 633, 640, 733, 740, 743, 744, 745, 833, 840, 844, 856, 885, 940, 955, 956, 1055, 1056, 1056XL, 1255, 1455, 3210, 3220, 3230, 4210, 4220, 4230, 4240	25/1918-9 25/1918-10 25/1919-9 25/1919-10 63/1955-245 63/1955-382	3226119R1 3226120R1 3148499R1 3148499R1 3051192R1 1094366R1	Feu gauche / <i>Lamp LH (type Hella type)</i> Feu droit / <i>Lamp RH (type Hella type)</i> Cabochon gauche / <i>Glass LH</i> Cabochon droit / <i>Glass RH</i> Ampoule / <i>Bulb 12V/10W</i> Ampoule / <i>Bulb 12V/21W</i>	
644, 743, 744, 745S, 844, 845, 955, 956, 956XL, 1055, 1056, 1056XL	25/1918-11 25/1919-11 63/1955-207 63/1955-382	3221211R91 3224290R1 711335R1 1094366R1	Feu gauche ou droit / <i>Lamp LH or RH</i> Cabochon / <i>Glass</i> Ampoule / <i>Bulb 12V/5W</i> Ampoule / <i>Bulb 12V/21W</i>	
5120, 5130, 5140, 5150	25/1918-100 25/1918-101 25/1919-96 63/1955-207 63/1955-382	1964937C1 1964938C1 A187631 1094368R1 1094366R1	Feu gauche / <i>Lamp LH</i> Feu droit / <i>Lamp RH</i> Cabochon / <i>Glass</i> Ampoule / <i>Bulb 12V/5W</i> Ampoule / <i>Bulb 12V/21W</i>	
AVJ55, AVJ60, AVJ70, VJ60, VJ70, VJ80	25/1918-39 25/1918-38 25/1919-34 25/1919-33 63/1955-207 63/1955-382	4999858 4999859 9933138 9933139 10857790 14148190	Feu gauche / <i>Lamp LH</i> Feu droit / <i>Lamp RH</i> Cabochon gauche / <i>Glass LH</i> Cabochon droit / <i>Glass RH</i> Ampoule / <i>Bulb 12V/10W</i> Ampoule / <i>Bulb 12V/21W</i>	






Les références des pièces sont indicatives.  
Nos pièces ne sont pas d'origine

Part numbers are quoted for reference purposes only.  
Our parts and accessories are not original.



**ECLAIRAGE  
LIGHTING**

**Feux de position et clignotants / Front side lights & indicators**

Tracteurs Tractors	Réf. Ref.	OEM OEM	Désignation Description	Fig. Fig.
C42, C48, C55, C64, C70, CS68, CS75, CS78, CS86, CS94	25/1918-104	1-34-173-011	Feu gauche / Lamp LH	
	25/1918-105	1-34-173-010	Feu droit / Lamp RH	
	25/1919-97	1-34-773-007	Cabochon / Glass	
	63/1955-239	190003452276	Ampoule / Bulb 12V/5W	
	63/1955-382	190003452245	Ampoule / Bulb 12V/21W	
CS78, CS86, CS94, CS100, CS110, CS120, CS130, CS150, CVX120, CVX130, CVX130, CVX170, CVX1135, CVX1145, CVX1155	25/1918-108	1-34-673-002, 1-34-673-102, 1-34-673-222	Feu gauche / Lamp LH	
	25/1918-109	1-34-673-001, 1-34-673-210	Feu droit / Lamp RH	
	25/1919-99	1-34-773-009, 1-34-773-014	Cabochon / Glass	
	63/1955-207	190003452216	Ampoule / Bulb 12V/5W	
	63/1955-382	190003452245	Ampoule / Bulb 12V/21W	
CX50, CX60, CX70, CX80, CX90, CX100, MX80C, MX90C, MX100C, MX100, MX110, MX120, MX135, MX150, MX170	25/1918-102	224622A2	Feu gauche / Lamp LH	
	25/1918-103	224621A2	Feu droit / Lamp RH	
	25/1919-96	A187631, 224728A1	Cabochon / Glass	
	63/1955-207	71421	Ampoule / Bulb 12V/5W	
	63/1955-382	1094366R1	Ampoule / Bulb 12V/21W	
JX70U, JX80U, JX90U, JX100U, JX1070U, JX1080U, JX1090U, JX1100U	25/1902-2	5172682	Feu gauche / Lamp LH	
	25/1902-1	5172683	Feu droit / Lamp RH	
	25/1903-1	9968801	Cabochon / Glass	
	63/1955-207	10857790	Ampoule / Bulb 12V/5W	
	63/1955-382	14148190	2 x Ampoule / Bulb 12V/21W	
JX70U, JX80U, JX90U, JX100U, JX1060C, JX1070C, JX1075C, JX1070U, JX1080U, JX1090U, JX1100U, MXM120, MXM130, MXM135, MXM140, MXM150, MXM155, MXM165, MXM175, MXM180, MXM190	25/1918-45	82009121	Feu gauche / Lamp LH	
	25/1918-44	82009122	Feu droit / Lamp RH	
	25/1919-96	71316700	Cabochon / Glass	
	63/1955-207	10857790	Ampoule / Bulb 12V/5W	
	63/1955-382	14148190	Ampoule / Bulb 12V/21W	








Les références des pièces sont indicatives.  
Nos pièces ne sont pas d'origine

Part numbers are quoted for reference purposes only.  
Our parts and accessories are not original.



**ECLAIRAGE  
LIGHTING**

**Feux arrière et clignotants / Rear side lights & indicators**

Tracteurs Tractors	Réf. Ref.	OEM OEM	Désignation Description	Fig. Fig.
Mc Cormick série "D" series	25/1912-189		Paire de feux arrière / Rear lights	
D215, D219, D322, D326, D432, D439, D440	25/1912-166 25/1912-167 25/1934-2	3051601R91 3051600R91 3051186R91	Feu gauche (avec éclairage-plaque) Lamp LH (with number plate lamp) Feu droit (sans éclairage-plaque) Lamp RH (without number plate lamp) Support de feu 45° / 45° lamp support	
248, 385, 484, 485, 485XL, 585XL, 644, 685XL, 743, 744, 745S, 785XL, 844, 845, 885XL, 946, 955XL, 1046, 1055XL, 1246	25/1912-27 25/1912-28 25/1913-27 25/1913-28 63/1955-245 63/1955-382	3145942R91 3145943R91 3145945R1 3145946R1	Feu gauche / Lamp LH (type Hella type) Feu droit / Lamp RH (type Hella type) Cabochon gauche / Glass LH Cabochon droit / Glass RH Ampoule / Bulb 12V/10W 2 x Ampoule / Bulb 12V/21W	
433, 440, 485XL, 495XL, 533, 540, 585XL, 595XL, 633, 640, 685XL, 695XL, 733, 740, 743XL, 745XL, 833, 840, 844XL, 845XL, 856XL, 885XL, 895XL, 940, 946, 955, 956, 956XL, 995XL, 1046, 1056, 1056XL, 1246, 1255XL, 1455XL	25/1912-29 25/1912-30 25/1913-29 25/1913-30 63/1955-245 63/1955-382	3223263R91 3223264R91 83873C1 83874C1 3051192R1 1094366R1, 3131227R1	Feu gauche / Lamp LH (type Hella type) Feu droit / Lamp RH (type Hella type) Cabochon gauche / Glass LH Cabochon droit / Glass RH Ampoule / Bulb 12V/10W 2 x Ampoule / Bulb 12V/21W	
433, 440, 533, 540, 633, 640, 733, 740, 833, 840, 940, 946, 955, 956, 956XL, 1046, 1055, 1056, 1056XL, 1246, 1255, 1455	25/1912-31 25/1913-31 63/1955-245 63/1955-382	3148492R91 3148499R1	Feu gauche ou droit (type Hella) Lamp LH or RH (Hella type) Cabochon / Glass Ampoule / Bulb 12V/10W Ampoule / Bulb 12V/21W	
523, 553, 654, 724, 824	25/1912-24 25/1912-25 25/1912-26 25/1913-20 63/1955-380 63/1955-382	Remplace Replaces 3057566R91, 3057567R91	Paire de feux arrière / Rear lights Feu droit / Lamp RH Feu gauche / Lamp LH Cabochon / Glass Ampoule / Bulb 12V/21-5W Ampoule / Bulb 12V/21W	
523, 553, 654, 724, 824	25/1913-21	3058245R91	Cabochon Hella pour feux : Hella glass for lamp : 3057566R91, 3057567R91	

Les références des pièces sont indicatives.  
Nos pièces ne sont pas d'origine

Part numbers are quoted for reference purposes only.  
Our parts and accessories are not original.



**ECLAIRAGE  
LIGHTING**

**Feux arrière et clignotants / Rear side lights & indicators**

Tracteurs Tractors	Réf. Ref.	OEM OEM	Désignation Description	Fig. Fig.
644, 743, 744, 745S, 745XL, 844, 844XL, 845XL, 856XL, 946, 955, 955XL, 956, 956XL, 1046, 1055XL, 1056XL, 1246, 1255, 1255XL, 1455, 1455XL, 3220, 3230, 4210, 4220, 4230, 4240	25/1912-32	3221209R92	Feu gauche Hella / Lamp LH Hella	
	25/1912-33	3221210R92	Feu droit Hella / Lamp RH Hella	
	25/1913-32	3224286R1	Cabochon gauche / Glass LH	
	25/1913-33	3224287R1	Cabochon droit / Glass RH	
	63/1955-239	710196R1	2 x Ampoule / Bulb 12V/5W	
	63/1955-382	3131227R1	2 x Ampoule / Bulb 12V/21W	
5120, 5130, 5140, 5150, 7110, 7120, 7130, 7140, 7210, 7220, 7230, 7240, 7250	25/1912-163	1964745C1	Feu gauche / Lamp LH	
	25/1912-164	1964744C1	Feu droit / Lamp RH	
	25/1913-162	1983265C1	Cabochon gauche / Glass LH	
	25/1913-163	1983266C1	Cabochon droit / Glass RH	
	63/1955-380	3131234R1	Ampoule / Bulb 12V/21-5W	
	63/1955-382	3131227R1	Ampoule / Bulb 12V/21W	
AVJ55, AVJ60, AVJ70, VJ60, VJ70, VJ80	25/1912-85	4997266, 5124115	Feu gauche / Lamp LH	
	25/1912-84	4997267, 5124117	Feu droit / Lamp RH	
	25/1913-4	9929834	Cabochon gauche / Glass LH	
	25/1913-3	9929835	Cabochon droit / Glass RH	
	63/1955-245	190003452241	Ampoule / Bulb 12V/10W	
	63/1955-382	190003452245	2 x Ampoule / Bulb 12V/21W	
C42, C48, C55, C70, CS68, CS75	25/1912-173	1-34-176-061	Feu gauche / Lamp LH	
	25/1912-174	1-34-176-060	Feu droit / Lamp RH	
	25/1913-169	1-34-776-010	Cabochon / Glass	
	63/1955-245	190003452241	Ampoule / Bulb 12V/10W	
	63/1955-382	190003452245	2 x Ampoule / Bulb 12V/21W	
CS68, CS75	25/1912-171	1-34-176-048	Feu gauche / Lamp LH	
	25/1912-172	1-34-176-047	Feu droit / Lamp RH	
	25/1913-168	1-34-776-008	Cabochon / Glass	
	63/1955-380	190003452246	Ampoule / Bulb 12V/21-5W	
	63/1955-382	190003452245	2 x Ampoule / Bulb 12V/21W	
CS78, CS86, CS94, CS100, CS110, CS120, CS130, CS150, CVX120, CVX130, CVX150, CVX170, CVX1135, CVX1145, CVX1155, CVX1170, CVX1190	25/1912-205	1-34-676-002	Feu gauche / Lamp LH	
	25/1912-206	1-34-676-001	Feu droit / Lamp RH	
	25/1913-205	1-34-776-014	Cabochon / Glass	
	63/1955-207	190003452216	Ampoule / Bulb 12V/5W	
	63/1955-382	190003452245	2 x Ampoule / Bulb 12V/21W	
CX50, CX60, CX70, CX80, CX90, CX100, MX80C, MX90C, MX100C, MX100, MX110, MX120, MX135, MX150, MX170	25/1912-165	259816A1, 177239A2	Feu gauche ou droit Lamp LH or RH	
	25/1913-164	187140A1	Cabochon / Glass	
	63/1955-380	3131234R1	Ampoule / Bulb 12V/21-5W	
	63/1955-382	1094366R1, 3131227R1	2 x Ampoule / Bulb 12V/21W	

Les références des pièces sont indicatives.  
Nos pièces ne sont pas d'origine

Part numbers are quoted for reference purposes only.  
Our parts and accessories are not original.






**"THE RELIABLE SERVICE"**








**ECLAIRAGE  
LIGHTING**

**Feux arrière et clignotants / Rear side lights & indicators**

Tracteurs Tractors	Réf. Ref.	OEM OEM	Désignation Description	Fig. Fig.
JX70U, JX80U, JX90U, JX100U, JX1070U, JX1080U, JX1090U, JX1100U (sans cabine / less cab)	25/1912-4	5172684	Feu gauche / Lamp LH	
	25/1912-3	5172685	Feu droit / Lamp RH	
	25/1913-2	9969267	Cabocheon / Glass	
	63/1955-380	14144690	Ampoule / Bulb 12V/21-5W	
	63/1955-382	14148190	2 x Ampoule / Bulb 12V/21W	
JX70U, JX80U, JX90U, JX100U, JX1070U, JX1080U, JX1090U, JX1100U	25/1912-88	82009066	Feu gauche ou droit / Lamp LH or RH	
	63/1955-239	10857790	Ampoule / Bulb 12V/5W	
	63/1955-382	14148190	2 x Ampoule / Bulb 12V/21W	
MXM120, MXM130, MXM140, MXM155, MXM175, MXM190	25/1914-5	82007635	Feu gauche ou droit / Lamp LH or RH	
	63/1955-245	14149590	Ampoule / Bulb 12V/10W	
	63/1955-382	14148190	2 x Ampoule / Bulb 12V/21W	

**Feux combinés avant et arrière / Front and rear side combined lights & indicators**

Tracteurs Tractors	Réf. Ref.	OEM OEM	Désignation Description	Fig. Fig.
2120, 2130, 2140, 2150, PJ55, PJ65, PJ75, PJN55, PJN65, PJN75, PJV55, PJV65, PJV75	25/1918-189	1967776C1, 416210A1	Feu complet avant et arrière Complete front and rear light	
	25/1918-190 25/1919-96 63/1955-382 63/1955-245	1966952C1	Feu avant / Front lamp Cabocheon / Glass Ampoule / Bulb 12V/21W Ampoule / Bulb 12V/10W	
	25/1912-190 25/1913-190 63/1955-382 63/1955-380	1966953C1	Feu arrière / Rear lamp Cabocheon / Glass Ampoule / Bulb 12V/21W Ampoule / Bulb 12V/21-5W	

Les références des pièces sont indicatives.  
Nos pièces ne sont pas d'origine

Part numbers are quoted for reference purposes only.  
Our parts and accessories are not original.



**ECLAIRAGE  
LIGHTING**

**Phares de travail / Work lights**

Tracteurs Tractors	Réf. Ref.	OEM OEM	Désignation Description	Fig. Fig.
5120, 5130, 5140, 5150, CX50, CX60, CX70, CX80, CX90, CX100, MX80C, MX90C, MX100C, MX100, MX110, MX120, MX135, MX150, MX170, MX180, MX200, MX210, MX220, MX230, MX240, MX255, MX270, MX285	63/1931-51 63/1955-453	92263C1, 178345A1	156 x 92 mm  Ampoule / Bulb H3 - 12V/55W	
C42, C48, C55, C64, C70, CS48, CS52, CS58, CS63, CS68, CS75, CS78, CS86, CS94, CS100, CS110, CS120, CS130, CS150, CVX120, CVX130, CVX150, CVX170, CVX1135, CVX1145, CVX1155, CVX1170, CVX1190	25/1931-78 63/1955-453	1-34-172-026	Phare de travail arrière / Rear worklamp  Ampoule / Bulb H3 - 12V/55W	
CS78, CS86, CS94, CS100, CS110, CS120, CS130, CS150	63/1931-34 63/1931-35 63/1955-453	1-40-172-016 1-40-172-212	Phare de travail latéral gauche Left side plough lamp  Phare de travail latéral droit Right side plough lamp  Ampoule / Bulb H3 - 12V/55W	
CS100, CS110, CS120, CS130, CS150	25/1931-52 63/1955-453	1-34-672-400	Phare de travail encastré Recessed plough lamp  Ampoule / Bulb H3 - 12V/55W	
Série XL Series 3210, 3220, 3230, 4210, 4220, 4230, 4240	63/1931-2 63/1955-453		Montage "Raydyot" Fitting  Ampoule / Bulb H3 - 12V/55W	
Suivant applications Some applications	63/1931-3 63/1955-453		Réflecteur à surface rectangulaire. Boîtier plastique anti-choc. Très large amplitude. Sans poignée Work lamp with free-form reflector. Extremely wide-angled illumination Less handle  Ampoule / Bulb H3 - 12V/55W	
	63/1931-4 63/1955-453		Halogène H3 avec interrupteur Halogen H3 with switch  Ampoule / Bulb H3 - 12V/55W	

Les références des pièces sont indicatives.  
Nos pièces ne sont pas d'origine




Part numbers are quoted for reference purposes only.  
Our parts and accessories are not original.







**ECLAIRAGE  
LIGHTING**



**Phares de travail / Work lights**

Tracteurs Tractors	Réf. Ref.	OEM OEM	Désignation Description	Fig. Fig.
Suivant applications Some applications	63/1931-5  63/1955-453 63/1934-5		Phare orientable 360° Halogène H3, 112 x 126 mm <i>Adjustable lamp 360° Halogen H3, 112 x 126 mm</i> Ampoule / Bulb H3 - 12V/55W Support Bracket 	
	63/1931-9  63/1955-453		140 x 90 mm Halogène H3 Halogen Ampoule / Bulb H3 - 12V/55W	

**Eclaire-plaque / Lighting plate**

Tracteurs Tractors	Réf. Ref.	OEM OEM	Désignation Description	Fig. Fig.
Suivant applications Some applications	25/1920-2	3053400R92	Type Hella type	
	25/1920-6	3231505R91, 3404855R91	Type Jokon type	

**Gyrophare / Beacon**

Tracteurs Tractors	Réf. Ref.	OEM OEM	Désignation Description	Fig. Fig.
Suivant applications Some applications	63/1940-19 63/1955-448		Gyrophare / Beacon Ampoule / Bulb 12V/55W	
	63/1943-16		Support escamotable Retractable support	



D'autres accessoires électriques peuvent être trouvés dans le catalogue "Electricité" du fascicule 1.  
Other electrical accessories can be found in the electrical section (part 1 of the catalogue).

Les références des pièces sont indicatives.  
Nos pièces ne sont pas d'origine

Part numbers are quoted for reference purposes only.  
Our parts and accessories are not original.



**MECANISMES & DISQUES D'EMBRAYAGE**  
**CLUTCH ASSEMBLIES & PLATES**

Kit complet : 169 - Légende : 170 - Figures : 170-175 / Complete kit : 169 - Key : 170 - Figures : 170-175



Tracteurs Tractors	Embrayage Clutch		Disque Plate		Butée de débrayage Release bearing
	Ø	Réf. / Ref.	Ø	Réf. / Ref.	
D212, D214, D217, D219	200 SM	<b>25/200-106</b> (712317R95)	200 LN	<b>25/221-106</b> UF 10z 23x29 (712711R92)	<b>25/232-26</b> (712677R11) <i>Butée carbone</i> <i>Carbon ring</i>  <b>25/230-106</b> AU (712233R1)
D320, D324	225 VM	<b>25/200-111</b> (715713R93)	225 LN	<b>25/221-413</b> UF 10z 26x32 (715741R91)	<b>25/231-15</b> (3136858R11) <i>Butée carbone</i> <i>Carbon ring</i>  <b>25/230-111</b> AU (716678R91)
D430, D432, D436, D439, D440	250 VM	<b>25/200-112</b> (3139819R91)	250 LN	<b>25/221-123</b> TF 10z 26x32 (3054380R91)	<b>25/231-15</b> (3136858R11) <i>Butée carbone</i> <i>Carbon ring</i>
B275, 276, 354	10" 250 mm	<b>25/200-39</b> (705525R91)	10" 250 mm LN	<b>25/221-39</b> UF 10z 23x29 (3040412R91)	<b>25/231-9</b> (705542R91) <i>Butée carbone</i> <i>Carbon ring</i> Ø int / in. Ø 41,5 mm  <b>25/230-7</b> AU (751848R94)
	230/280 G3	<b>25/200-50</b> (709638R95)	230 LK  280 LN	<b>25/212-11</b> UF 10z 38x45 (709640R92)  <b>25/221-50</b> 10z 23x29 (709639R94)	<b>25/231-10</b> 70x103x21,5 (3070635R91)  <b>25/230-7</b> AU (751848R94)
B275 (⇒ 50975)	11" 280 mm SM	<b>25/200-41</b> (3062712R94) <i>Centreur 12 mm</i> <i>12 mm spacers on pressing</i>	280 LN	<b>25/221-41</b> UF 10z 23x29 (3062713R91)	<b>25/230-7</b> AU (751848R94)

Les références des pièces sont indicatives.  
Nos pièces ne sont pas d'origine

Part numbers are quoted for reference purposes only.  
Our parts and accessories are not original.



**MECANISMES & DISQUES D'EMBRAYAGE**  
**CLUTCH ASSEMBLIES & PLATES**

Kit complet : 169 - Légende : 170 - Figures : 170-175 / Complete kit : 169 - Key : 170 - Figures : 170-175

Tracteurs Tractors	Embrayage Clutch		Disque Plate		Butée de débrayage Release bearing
	Ø	Réf. / Ref.	Ø	Réf. / Ref.	
B275 (50976 ⇨) 276, 354	11" 280 mm SM	<b>25/200-43</b> (3067300R92) Centreur 6 mm <i>6 mm spacers on pressing</i>	280 LN	<b>25/221-43</b> TC 10z 23x29 (3074827R91)	<b>25/231-10</b> 70x103x21,5 (3070635R91)  <b>25/230-7</b> AU (751848R94)
276, 354, 2276, 3454	280 SM	<b>25/200-310</b> (3067300R92)	280 LN	<b>25/221-186</b> LN-LS 10z 23x29 (3074827R91)	<b>25/231-144</b> (3070635R91)
322, 326	225 VM	<b>25/200-111</b> (787514R91, 787513R91)	225 LN	<b>25/221-118</b> TF 10z 25x32 (715714R91)	<b>25/231-15</b> (3136858R11) <i>Butée carbone</i> <i>Carbon ring</i>
323	225 VM	<b>25/200-111</b> (787514R91, 787513R91)	225 LN	<b>25/221-111</b> TF 13z 21,7x25 (787515R91)	
323, 353, 383, 423, 433, 440, 453, 533/A, 540	228/250 GU6	<b>25/200-53</b> (3134875R91, 3216398R94, 1964053C1)	228 LK	<b>25/212-12</b> UF 25z 41x45 (3134885R92)	<b>25/231-46</b> 80x137x42 (786533R91)  <b>25/231-12</b> 65x102x18 (786532R91)  <b>25/231-14</b> 75x115x20 (3142880R91)  <b>25/230-9</b> AU (3218393R91, 3055431R91)
			250 LN	<b>25/221-53</b> TF 13z 22x25 <i>Epais./Thick. 10,3 mm</i> (1964146C1)	
			250 LN	<b>25/221-178</b> TF 13z 22x25 <i>Epais./Thick. 8,9 mm</i> (3216399R1)	
			250 LN	<b>25/221-53E</b> TF-VZ 13z 22x 25 (3225978R91)	
			250 LN	<b>25/221-54E</b> TC-VZ 13z 22x25 (3216397R91)	
			228/250 GU6	<b>25/200-55</b> (3224545R92, 1964054C1) <i>Renforcé</i> <i>Heavy duty</i>	
353, 383, 423	250 VM	<b>25/200-112</b> (3139819R91)	250 LN	<b>25/221-112</b> TF 13z 21,7x25 (787516R91)	<b>25/231-15</b> (3136858R11) <i>Butée carbone</i> <i>Carbon ring</i>  <b>25/230-112</b> AU
			250 LN	<b>25/221-112E</b> UF-VZ 13z 21x25 (3058676R92)	
			250 LN	<b>25/221-113</b> TF-VZ 13z 21x25 (787516R91)	

Les références des pièces sont indicatives.  
Nos pièces ne sont pas d'origine

Part numbers are quoted for reference purposes only.  
Our parts and accessories are not original.



**MECANISMES & DISQUES D'EMBRAYAGE**  
**CLUTCH ASSEMBLIES & PLATES**

Kit complet : 169 - Légende : 170 - Figures : 170-175 / Complete kit : 169 - Key : 170 - Figures : 170-175

Tracteurs Tractors	Embrayage Clutch		Disque Plate		Butée de débrayage Release bearing
	Ø	Réf. / Ref.	Ø	Réf. / Ref.	
374, 384, 434, 444	11" 280 mm SM	<b>25/200-40</b> (3048528R91)	280 LN	<b>25/221-40</b> UF 10z 23x29 (3048529R91)	<b>25/231-9</b> (705542R91) Butée carbone Carbon ring Ø int / in. Ø 41,5 mm  <b>25/230-7</b> AU (751848R94)
		<b>25/200-43</b> (3067300R92) Centreur 6 mm <i>6 mm spacers on pressing</i>	280 LN	<b>25/221-43</b> TC 10z 23x29 (3074827R91)	
374, 384, B414, 434, 444	230/280 GA3	<b>25/200-51</b> (3047747R93)	230 LK	<b>25/212-11</b> UF 10z 38x45 (709640R92)	<b>25/231-10</b> 70x103x21,5 (3070635R91)  <b>25/230-7</b> AU (751848R94)
			280 LN	<b>25/221-51</b> TF 10z 23x29 (3108790R91)	
			280 LN	<b>25/221-51E</b> TF-VZ 10z 23x29 (3108790R91)	
385, 395, 454, 474, 475, 484, 485, 495, 574, 584, 585, 595, 674, 684, 685, 695, 784, 785, 795, 884, 885, 895	11" 280 mm NV  ou / or  11" 280 mm NV	<b>25/200-45</b> (1500655C91)   <b>25/200-46</b> (92602C91) Double ressorts Double springs	280 LN	<b>25/221-44</b> TC-LR 10z 23x29 (3121506R92)	<b>25/231-11</b> 60x102x20,5 (85104C92)  <b>25/231-110</b> Rondelle de butée Release bearing ring (1970876C3)  <b>25/230-8</b> AU (69844C91, 537290R91)
			280 LN	<b>25/221-45</b> TC-LT 10z 23x29 (3121507R92)	
			280 LN	<b>25/221-46</b> TC-LY 10z 23x29 (3129834R1)	
385, 474, 475, 484, 584, 595, 685, 695, 785, 795, 885, 895, 985, 995	310 NV	<b>25/200-110</b> (85025C2)	310 LN	<b>25/221-110</b> TC-LT 10z 23x29 (331015410, 85026C3)	
B414	11" 280 mm SM	<b>25/200-40</b> (3048528R9 )	280 LN	<b>25/221-40</b> UF 10z 23x29 (3048529R91)	<b>25/231-9</b> (705542R91) Butée carbone Carbon ring Ø int / in. Ø 41,5 mm  <b>25/230-7</b> AU (751848R94)
B414 (50915 ⇔)	11" 280 mm SM	<b>25/200-43</b> (3067300R92) Centreur 6 mm <i>6 mm spacers on pressing</i>	280 LN	<b>25/221-43</b> TC 10z 23x29 (3074827R91)	<b>25/231-10</b> 70x103x21,5 (3070635R91)  <b>25/230-7</b> AU (751848R94)

Les références des pièces sont indicatives.  
Nos pièces ne sont pas d'origine

Part numbers are quoted for reference purposes only.  
Our parts and accessories are not original.



"THE RELIABLE SERVICE"



**MECANISMES & DISQUES D'EMBRAYAGE**  
**CLUTCH ASSEMBLIES & PLATES**

Kit complet : 169 - Légende : 170 - Figures : 170-175 / Complete kit : 169 - Key : 170 - Figures : 170-175

Tracteurs Tractors	Embrayage Clutch		Disque Plate		Butée de débrayage Release bearing
	Ø	Réf. / Ref.	Ø	Réf. / Ref.	
523, 624, 724 (⇒ 20469)	280	<b>25/200-47</b> (3057150R92)	280 LN	<b>25/221-114</b> TF 10z 26x32 (3057151R92)	<b>25/231-15</b> (3136858R11) Butée carbone Carbon ring
			280 LN	<b>25/221-114E</b> TF-VZ 10z 26x32	
523, 624, 724 (20470 ⇒)	280 VM	<b>25/200-47</b> (3057150R92)	280 LN	<b>25/221-47</b> TF 10z 23x29 (3059214R94)	
			280 LN	<b>25/221-47E</b> TF-VZ 10z 23x29	
523, 553, 554, 564, 624, 644, 654, 724, 734, 743XL, 743XLA, 744, 745XL, 745XLA, 754, 824, 834, 844S, 844XL, 844XLA, 845, 845XL	280/300 GU6	<b>25/200-56</b> (135506A2)	280 LK	<b>25/212-32</b> UC 22z 41x45 (1964088C1, 135507A2, 3058404R93)	<b>25/231-14</b> 75x115x20 (3142880R91)  <b>25/231-13</b> 65x102x27 (3147877R91)  <b>25/230-9</b> AU (3218393R91)
			280 LK	<b>25/212-13</b> UF-VZ 22z 41x45	
			295 LN	<b>25/221-58</b> TC-LS 10z 23x29 (1964223C1, 3225094R3)	
			295 LN	<b>25/221-58E</b> TC-VZ 10z 23x29	
			295 LN	<b>25/221-57</b> TF-VZ 10z 23x29 (3225950R1)	
			280 LN	<b>25/221-115</b> TF-VZ 10z 23x29 (3058405R93)	
533, 633, 640, 733, 733A, 740	228/290 GU6	<b>25/200-55</b> (1964054C1, 3224545R92)	228 LK	<b>25/212-12</b> UF 25z 41x45 (3134885R92)	<b>25/231-14</b> 75x115x20 (3142880R91)  <b>25/231-12</b> 65x102x18 (786532R91)  <b>25/230-9</b> AU (3218393R91)
			290 LN	<b>25/221-55</b> TF 13z 21,5x25 (3224546R92)	
			290 LN	<b>25/221-55E</b> TF-VZ 13z 21,5x25	

Les références des pièces sont indicatives.  
Nos pièces ne sont pas d'origine

Part numbers are quoted for reference purposes only.  
Our parts and accessories are not original.



**MECANISMES & DISQUES D'EMBRAYAGE**  
**CLUTCH ASSEMBLIES & PLATES**

Kit complet : 169 - Légende : 170 - Figures : 170-175 / Complete kit : 169 - Key : 170 - Figures : 170-175

Tracteurs Tractors	Embrayage Clutch		Disque Plate		Butée de débrayage Release bearing
	Ø	Réf. / Ref.	Ø	Réf. / Ref.	
633, 640, 733, 733A, 740, 833, 840, 933, 940	228/290 GU6	<b>25/200-116</b> (3404116R91, 1964055C1) <b>Renforcé</b> <b>Heavy duty</b>	228 LK	<b>25/212-33</b> UC 25z 41x45 (3404117R91)	<b>25/231-14</b> 75x115x20 (3142880R91)  <b>25/231-12</b> 65x102x18 (786532R91)  <b>25/230-9</b> AU (3218393R91)
			290 LN	<b>25/221-55</b> TF 13z 21,5x25 (3224546R92)	
			290 LN	<b>25/221-55E</b> TF-VZ 13z 21,5x25	
			290 LN	<b>25/221-116</b> TC-LS 13z 21,5x25 (1964154C1)	
644, 743, 744, 745S, 844, 844S	280 VM	<b>25/200-49</b> (3145303R1)	280 LN	<b>25/221-117</b> UC 10z 23-29 (3142128R91)	<b>25/231-15</b> (3136858R11) <b>Butée carbone</b> <b>Carbon ring</b>
856XL, 856XLA, 955XL, 956XL, 956XLA, 1055XL, 1056XL, 10566XLA	310/310 GU6	<b>25/200-60</b> (1964057C1, 3220807R94, 135508A1, 185631A2)	310 LK	<b>25/212-36</b> UC-LK 22z 41x45 (1964089C1, 191260A2)	
			310 LN	<b>25/221-60</b> TC-MH 10z 23x29 (191259A2, 1968356C1, 3224423R93)	
			310 LN	<b>25/221-60E</b> TC-LS-VZ 10z 23x29	
946, 1046	280/280 GU6	<b>25/200-59</b> (3141565R93, 3141044R93)	280 LG	<b>25/221-59</b> TC-LT 23z 44x48 (3141185R91, 3141567R93)	<b>25/231-14</b> 75x115x20 (3142880R91)  <b>25/231-13</b> 65x102x27 (3147877R91)  <b>25/230-11</b> AU (3228525R91)
			280 LG	<b>25/221-59E</b> UC-LT-VZ 23z 44x48	
			280 LM	<b>25/212-14</b> UF-LM 16z 27x30 (3141177R91)	
			295 LM	<b>25/212-34</b> UF-LM 16z 27x30 <b>Uniquement mécanisme</b> <b>Only clutch</b> <b>SACHS 280/295</b>	
1246	310/310 GU6	<b>25/200-119</b> (3146449R97)	310 LG	<b>25/221-119</b> TC-LT 23z 44x48 (3147053R1)	
			310 LM	<b>25/212-37</b> UC-LT 16z 27x30 (3147057R91)	
1255, 1455 Hydro Power	350/350 GU6	<b>25/200-121</b> (1964061C1)	350 LG	<b>25/221-121</b> LG-LY 23z 44x48 (3230726R3)	
			350 LM	<b>25/212-38</b> UC-LY 16z 27x30 (1964090C1)	

 Les références des pièces sont indicatives.  
 Nos pièces ne sont pas d'origine

**"THE RELIABLE SERVICE"**

 Part numbers are quoted for reference purposes only.  
 Our parts and accessories are not original.



**MECANISMES & DISQUES D'EMBRAYAGE**  
**CLUTCH ASSEMBLIES & PLATES**

Kit complet : 169 - Légende : 170 - Figures : 170-175 / Complete kit : 169 - Key : 170 - Figures : 170-175

Tracteurs Tractors	Embrayage Clutch		Disque Plate		Butée de débrayage Release bearing	
	Ø	Réf. / Ref.	Ø	Réf. / Ref.		
1255XL, 1255XLA, 1455XL, 1455XLA	350/350 GU6	<b>25/200-120</b> (1964058C2, 1964060C2, 3226551R98, 32300985R98)	350 LG	<b>25/221-120</b> TC-LY 23z 44x48 (3230720R4)	<b>25/231-14</b> 75x115x20 (3142880R91)	
			350 LM	<b>25/212-38</b> UC-LY 16z 27x30 (1964090C1)	<b>25/231-13</b> 65x102x27 (3147877R91)	
2120, 2130, 2140, 2150, PJ55, PJ65, PJ75, PJN55, PJN65, PJN75, PJV55, PJV65, PJV75	280/280 GU6	<b>25/200-308</b> (1984811C1, 297662A1)	280 LG	<b>25/221-184</b> TF 12z 30x40 (1984812C1)	<b>25/231-142</b> MS 50x82/90x22 (1966557C1)	
			280 LM	<b>25/212-39</b> UF 13z 18,7x22,2 (1984813C1)	<b>25/231-143</b> MT 65x100	
	280/280 GU6	<b>25/200-309</b>	280 LG	<b>25/221-185</b> TC-LS 12z 30x40	<b>25/230-308</b> AU (465004R91, 1966616C1)	
			280 LM	<b>25/212-39</b> UF 13z 18,7x22,2 (1984813C1)		
3210, 3220, 3230	11" 280 mm NV	<b>25/200-45</b> (1500655C91)	280 LN	<b>25/221-44</b> TC-LR 10z 23x29 (3121506R92)	<b>25/231-11</b> 60x102x20,5 (85104C92)	
			ou / or			
	11" 280 mm NV	<b>25/200-46</b> (92602C91) Double ressorts Double springs	280 LN	<b>25/221-45</b> TC-LT 10z 23x29 (3121507R92)		<b>25/231-110</b> (1970876C3)
			ou / or			<b>Rondelle de butée</b> <b>Release bearing ring</b>
3210, 3230, 4210, 4220, 4230, 4240	310 NV	<b>25/200-110</b> (85025C2)	280 LN	<b>25/221-46</b> TC-LY 10z 23x29 (3129834R1)	<b>25/230-8</b> AU (69844C91, 537290R91)	
			310 LN	<b>25/221-110</b> TC-LT 10z 23x29 (331015410, 85026C3)		
AVJ55, AVJ60, AVJ70, VJ60, VJ70, VJ80	280/280 GU6	<b>25/200-361</b> (5171137)	280 LG	<b>25/221-361</b> TF 14z 35x40 (5171053, 5155304)	<b>25/231-72</b> MS 50x82/90x22 (5122028)	
			280 LM	<b>25/212-359</b> UF 10z 22x25 (5154703)		<b>25/231-38</b> MT 70x110x20 (24905360)
	280/280 GU6	<b>25/200-360</b> (5162897, 5162900)	280 LG	<b>25/221-360</b> TC-LS 14z 35x40 (5150647)	<b>25/230-12</b> AU (28043280)	
			280 LM	<b>25/212-359</b> UF 10z 22x25 (5154703)		

Les références des pièces sont indicatives.  
Nos pièces ne sont pas d'origine

Part numbers are quoted for reference purposes only.  
Our parts and accessories are not original.



**"THE RELIABLE SERVICE"**



**MECANISMES & DISQUES D'EMBRAYAGE**  
**CLUTCH ASSEMBLIES & PLATES**

Kit complet : 169 - Légende : 170 - Figures : 170-175 / Complete kit : 169 - Key : 170 - Figures : 170-175

Tracteurs Tractors	Embrayage Clutch		Disque Plate		Butée de débrayage Release bearing
	Ø	Réf. / Ref.	Ø	Réf. / Ref.	
C42, C48, C55, C64, C70, CS48, CS52, CS58, CS63, CS68, CS75	280/300 GU6	<b>25/200-305</b> (132000020002, 130100160004)	280 LK	<b>25/212-162</b> UC-LR 24z 44x49 (132000020005)	<b>25/231-39</b> MS 65x97 (133700210065)
			290 LN	<b>25/221-179</b> TF 15z 25x28 (132000020004)	<b>25/231-153</b> MT 106x140 (133700210066)
			290 LN	<b>25/221-306</b> TC 15z 25x28 (132000020006)	<b>25/230-305</b> AU (190003310075)
C50, C60, C70, C80, C90, CX50, CX60, CX70, CX80, CX90, CX100	310 DF	<b>25/200-307</b> (223807A1)	305 LN	<b>25/221-182</b> TC-LS 10z 23x29 (332123A1, 341719A1, 223816A1)	<b>25/231-11</b> (85104C92)
			310 LN	<b>25/221-183</b> TC-MH 10z 23x29 (330732A1, 341723A1, 223808A1)	<b>25/231-307</b> (224496A1) <i>Rondelle de butée</i> <i>Release bearing ring</i>
CS68, CS75 (DBD0040001 ⇒)	280/300 GU6	<b>25/200-305</b> (132000020002, 130100160004)	280 LK	<b>25/212-162</b> UC-LR 24z 44x49 (132000020005)	<b>25/231-39</b> MS 65x97 (133700210065)
			290 LN	<b>25/221-180</b> TC-LS 17z 28x32 (132000020003)	
CS78, CS86, CS94 (⇒ DBD0010601)	310/330 GU6	<b>25/200-153</b> (140100160002) <i>avec disque d'avancement</i> <i>with transmission plate</i>	310 LK	24z	<b>25/231-153</b> MT 106x140 (133700210066)
			330 LN	17z	
CS78, CS86, CS94 (DBD0055001 ⇒)	310/330 GU6	<b>25/200-306</b> (140100160004, 140100160014)	310 LK	<b>25/212-163</b> UC-LS 24z 44x49 (140100160006)	<b>25/230-305</b> AU (190003310075)
			330 LN	<b>25/221-181</b> TC-LS 17z 28x32 (140100160005, 140100160012)	

 Les références des pièces sont indicatives.  
 Nos pièces ne sont pas d'origine

 Part numbers are quoted for reference purposes only.  
 Our parts and accessories are not original.


**MECANISMES & DISQUES D'EMBRAYAGE**  
**CLUTCH ASSEMBLIES & PLATES**

Kit complet : 169 - Légende : 170 - Figures : 170-175 / Complete kit : 169 - Key : 170 - Figures : 170-175

Tracteurs Tractors	Embrayage Clutch		Disque Plate		Butée de débrayage Release bearing
	Ø	Réf. / Ref.	Ø	Réf. / Ref.	
JX70U, JX80U, JX90U, JX100U, JX1070U, JX1080U, JX1090U, JX1100U	310/310 GU6	<b>25/200-372</b> (5167933)	300 LG	<b>25/221-372</b> TF 16z 40x45 (5167928)	<b>25/231-72</b> MS 50x82/90x22 (5122028, 47135670)  <b>25/231-38</b> MT 70x110x20 (24905360)  <b>25/230-12</b> AU (28043280)
			310 LM	<b>25/212-372</b> UF 10z 22x25 (5167937)	
	310 GU6	<b>25/200-371</b> (5189875, 5167935)	310 LG	<b>25/221-371</b> TC-LT 16z 40x45 (5189825, 5167936)	
			310 LM	<b>25/212-372</b> UF 10z 22x25 (5167937)	
	310 DF	<b>25/200-351</b> (5189823)	310 LN	<b>25/221-371</b> TC-LT 16z 40x45 (5189825, 5167936)  <b>25/221-372</b> TF 16z 40x45 (5167928)	<b>25/231-351</b> (5166287)
JX1060C, JX1060V, JX1070C, JX1070N, JX1070U, JX1070V, JX1075C, JX1075N, JX1075V	280/280 GU6	<b>25/200-365</b> (5196816, 47134889)	280 LG	<b>25/221-365</b> TC-LS 14z 35x40 (5196887, 47134896, 47134890, 5196886)  <b>25/212-365</b> UC 10z 22x25 (5196819, 47134882)	<b>25/231-72</b> MS 50x82/90x22 (47135670)  <b>25/231-14</b> MT (5167183, 47127081)  <b>25/230-12</b> AU (28043280)
JX1060C, JX1060V, JX1070C, JX1070N, JX1070U, JX1070V, JX1075C, JX1075N, JX1075V <b>HI-LO</b>	280 FO	<b>25/200-350</b> (5196770)	280	<b>25/212-365</b> UC 10z 22x25 (5196819, 47134882)	<b>25/231-14</b> MT (5167183, 47127081)  <b>25/230-12</b> AU (28043280)
MXM120, MXM130, MXM140	330 DV	<b>25/200-352</b> (5177618)	330	<b>25/221-352</b> TC-LS 18z 45x50 (5165650)	<b>25/232-24</b> MV (9967339)

Les références des pièces sont indicatives.  
Nos pièces ne sont pas d'origine

Part numbers are quoted for reference purposes only.  
Our parts and accessories are not original.



**KITS D'EMBRAYAGE**  
**CLUTCH KITS**

Légende : 170 - Figures : 170-175 / Key : 170 - Figures : 170-175

Tracteurs Tractors	Réf. kit Kit ref.	Composition / Composition						
		Mécanisme Clutch assy	Disque av. Main disc	Disque PTO PTO disc	Butée av. Main rel. bear.	Butée PTO PTO rel. bear.	Rlt pilote Spigot bearing	Bour. vilebr. Crank. seal
433, 440, 533, 540	25/200-53 KT (B507054)	25/200-53 228/250 (1964053C1)	25/221-53 (1964146C1)	LK	25/231-12 (786532R91)	25/231-14 (3142880R91)	25/230-9 (3055431R91)	25/13-16 (3138701R91)
633, 640, 733, 740	25/200-55 KT (B507055)	25/200-55 228/290 (1964054C1)	25/221-55E (3224546R92)	LK				
743, 745, 844, 845	25/200-1114 KT (B507057)	25/200-56 280/300 (135506A2)	25/221-58E (3225094R3)	LK	25/231-13 (3147877R91)			
833, 840, 933, 940	25/200-1240 KT (B507056)	25/200-116 228/290 (1964055C1)	25/221-116 (1964154C1)	LK	25/231-12 (786532R91)			
856, 956, 1056	25/200-202 KT (B507059)	25/200-60 310/310 (185631A2)	25/221-60 (1968356C1)	LK	25/231-13 (3147877R91)	25/230-11 (3228525R91)		
946, 1046	25/200-59 KT (B507059)	25/200-59 280/280 (3141565R94)	LG	25/212-14 (3141177R91)				
1246	25/200-1122 KT (B507060)	25/200-119 310/310 (3146449R97)	LG	25/212-37 (3147057R91)				
1255, 1455	25/200-1120 KT (B507061, B507062)	25/200-120 350/350 (1964058C2, 1964060C2)	LG	25/212-38 (1964090C1)				
1255, 1455 Hydro-Power	25/200-1121 KT (B507063, B507064)	25/200-121 350/350 (1964061C1)	LG					
2120, 2130, 2140, 2150, PJ55, 65, 75, PJN55, 65, 75, PJV55, 65, 75	25/200-1123 KT (B50765)	25/200-308 280/280 (297662A1)	LG Organique Organic	25/212-39 (1984813C1)	25/231-142 (1966557C1)	25/231-143 (1966618C1)	25/230-308 (465004R91)	25/13-106 (1966693C1)
	25/200-1124 KT	25/200-309 280/280	LG Céra-métal. Cera-metallic					
3210, 3220, 3230	25/200-1241 KT (B506198)	25/200-46 280 (92602C92)	25/221-45 (3121507R92, 293248A1)	-	25/231-11 (85104C92)	-	25/230-8 (69844C91)	25/13-16 (3138701R91)
4210, 4220, 4230,4240	25/200-1242 KT (B506200)	25/200-110 310 (85025C2)	25/221-110 (85026C3)	-	25/231-110 (1970876C3)	-		
C50, C60, C70, CX50, CX60, CX70	25/200-1243 KT (B512444)	25/200-307 310 (223807A1)	25/221-182 (341719A1)	-	25/231-11 (85104C92)	-	25/230-9 (537290R91)	25/13-86 (218271A1, 3235723A1)
C80, C90, CX80, CX90, CX100	25/200-1244 KT (B512445)		25/221-183 (341723A1)	-	25/231-307 (224496A1)	-		
CS48, CS52, CS58, CS63, CS68, CS75	25/200-1245 KT (B512293)	25/200-305 280/300 (132000020002)	25/221-180 17z (132000020003)	LK	25/231-39 (133700210065)	25/231-153 (133700210066)	25/230-305 (190003310075)	-
	25/200-1246 KT (B512294)		25/221-306 15z (132000020006)	LK				-
CS78, CS86, CS94	25/200-1247 KT (B512172)	25/200-306 310/330 (140100160014)	25/221-181 (140100160012)	LK				-


 Les références des pièces sont indicatives.  
 Nos pièces ne sont pas d'origine

 Part numbers are quoted for reference purposes only.  
 Our parts and accessories are not original.


**MECANISMES & DISQUES D'EMBRAYAGE**  
**CLUTCH ASSEMBLIES & PLATES**

AU Roulement pilote  
 DF Diaphragme, volant plat  
 FO Volant plat, sans bague d'appui  
 G3 3 doigts  
 GA3 Commande combinée, 3 doigts  
 GU6 Commande indépendante, 6 doigts  
 LG Friction d'avancement côté BV, montée  
 LK Friction prise de force côté BV, montée  
 LM Friction prise de force côté moteur, libre  
 LN Friction d'avancement côté moteur, libre  
 LR 4 paires de pastilles  
 LS 5 paires de pastilles  
 LT 6 paires de pastilles  
 LY 8 paires de pastilles  
 MH 7 paires de pastilles  
 NV PTO fixe, volant creux  
 SM Volant plat bague d'appui  
 TC Céra-métallique à ressorts  
 TF Organique à ressorts  
 UC Céra-métallique fixe  
 UF Organique fixe  
 VM Volant creux, bague d'appui  
 VZ Version économique

AU Spigot bearing  
 DF Diaphragm, flat flywheel  
 FO Flat flywheel without release plate  
 G3 3 levers  
 GA3 Combined clutch, 3 levers  
 GU6 Independent clutch, 6 levers  
 LG Main disc, transmission side, mounted  
 LK PTO disc, transmission side, mounted  
 LM PTO disc, engine side, loose  
 LN Main disc, engine side, loose  
 LR 4 pairs of pads  
 LS 5 pairs of pads  
 LT 6 pairs of pads  
 LY 8 pairs of pads  
 MH 7 pairs of pads  
 NV Fixed PTO, pot flywheel  
 SM Flat flywheel with release plate  
 TC Spring cera-metallic  
 TF Spring organic  
 UC Fixed cera-metallic  
 UF Fixed organic  
 VM Pot flywheel with release plate  
 VZ Economic version























Les références des pièces sont indicatives.  
 Nos pièces ne sont pas d'origine

Part numbers are quoted for reference purposes only.  
 Our parts and accessories are not original.





**MECANISMES & DISQUES D'EMBRAYAGE**  
**CLUTCH ASSEMBLIES & PLATES**

<p>25/200-56</p> 	<p>25/200-59</p> 	<p>25/200-60</p> 	<p>25/200-106</p> 
<p>25/200-110</p> 	<p>25/200-111</p> 	<p>25/200-112</p> 	<p>25/200-116</p> 
<p>25/200-119</p> 	<p>25/200-120</p> 	<p>25/200-121</p> 	<p>25/200-153</p> 
<p>25/200-305</p> 	<p>25/200-306</p> 	<p>25/200-307</p> 	<p>25/200-308</p> 
<p>25/200-309</p> 	<p>25/200-310</p> 	<p>25/200-350</p> 	<p>25/200-351</p> 

Les références des pièces sont indicatives.  
Nos pièces ne sont pas d'origine

Part numbers are quoted for reference purposes only.  
Our parts and accessories are not original.



**"THE RELIABLE SERVICE"**





MECANISMES & DISQUES D'EMBRAYAGE  
CLUTCH ASSEMBLIES & PLATES

25/200-352



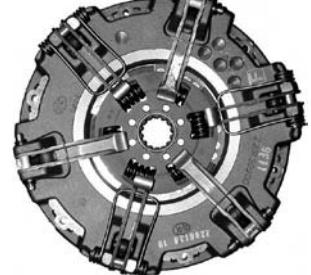
25/200-360



25/200-361



25/200-365



25/200-371



25/200-372



25/212-11



25/212-12



25/212-13



25/212-14



25/212-32




25/212-33




25/212-34



25/212-36



25/212-37



25/212-38




25/212-39



25/212-162



25/212-163



25/212-359























Les références des pièces sont indicatives.  
Nos pièces ne sont pas d'origine

Part numbers are quoted for reference purposes only.  
Our parts and accessories are not original.



**MECANISMES & DISQUES D'EMBRAYAGE**  
**CLUTCH ASSEMBLIES & PLATES**

25/212-365 	25/212-372 	25/221-39 	25/221-40 
25/221-41 	25/221-43 	25/221-44 	25/221-45 
25/221-46 	25/221-47 	25/221-47E 	25/221-50 
25/221-51 	25/221-51E 	25/221-53 	25/221-53E 
25/221-54E 	25/221-55 	25/221-55E 	25/221-56 


















Les références des pièces sont indicatives.  
Nos pièces ne sont pas d'origine

Part numbers are quoted for reference purposes only.  
Our parts and accessories are not original.





**MECANISMES & DISQUES D'EMBRAYAGE**  
**CLUTCH ASSEMBLIES & PLATES**





















<p>25/221-57</p> 	<p>25/221-58</p> 	<p>25/221-58E</p> 	<p>25/221-59</p> 
<p>25/221-59E</p> <p>NO PICTURE</p>	<p>25/221-60</p> 	<p>25/221-60E</p> 	<p>25/221-106</p> 
<p>25/221-110</p> 	<p>25/221-111</p> 	<p>25/221-112</p> 	<p>25/221-112E</p> 
<p>25/221-113</p> 	<p>25/221-114</p> 	<p>25/221-114E</p> <p>NO PICTURE</p>	<p>25/221-115</p> 
<p>25/221-116</p> 	<p>25/221-117</p> <p>NO PICTURE</p>	<p>25/221-118</p> 	<p>25/221-119</p> 

Les références des pièces sont indicatives.  
Nos pièces ne sont pas d'origine

Part numbers are quoted for reference purposes only.  
Our parts and accessories are not original.



**MECANISMES & DISQUES D'EMBRAYAGE**  
**CLUTCH ASSEMBLIES & PLATES**

<p>25/221-120</p> 	<p>25/221-121</p> 	<p>25/221-123</p> 	<p>25/221-178</p> 
<p>25/221-179</p> 	<p>25/221-180</p> 	<p>25/221-181</p> 	<p>25/221-182</p> 
<p>25/221-183</p> 	<p>25/221-184</p> 	<p>25/221-185</p> 	<p>25/221-186</p> 
<p>25/221-306</p> 	<p>25/221-352</p> 	<p>25/221-360</p> 	<p>25/221-361</p> 
<p>25/221-365</p> 	<p>25/221-371</p> 	<p>25/221-372</p> 	<p>25/221-413</p> 

Les références des pièces sont indicatives.  
Nos pièces ne sont pas d'origine

Part numbers are quoted for reference purposes only.  
Our parts and accessories are not original.




**"THE RELIABLE SERVICE"**





AMORTISSEURS DE TORSION  
TORSION DAMPERS









Tracteurs Tractors	Fig. Fig.	Réf. Ref.	OEM OEM	Description Description
5120, 5130, 5140, 5220, 5230, 5240, 5250 Synchro Shift	1	25/196-37	A190183, A188703, A178972	21z - 31,7x36,2
5120, 5130, 5140, 5150, 5220, 5230, 5240, 5250 Power Shift	2	25/196-38	A190182, A188654	24z - 36,5x41
MX100, MX110, MX120, MX135, MX150, MX170 Power Shift	3	25/196-18	376596A1, 353266A1, 235101A1, 353194A1	Ø32 Type renforcé avec notice de montage (modification du volant moteur sur 1 <sup>er</sup> montage) Heavy duty type with note of assembly (modification of the flywheel on 1 <sup>st</sup> assembly)
MX80C, MX90C, MX100C Power Shift 7110, 7120, 7130, 7140, 7150, 7210, 7220, 7230, 7240, 7250, 8910, 8920, 8930, 8940, 8950	4	25/196-17	347952A1, 92590C2	13z - 38,3x45,5
MXM120, MXM130, MXM140, MXM155, MXM175, MXM190	5	25/196-19	47127097, 47126391	14z - 35x40
MXM135, MXM150, MXM165, MXM180	6	25/196-15	5187845	14z - 35x40
MXM175, MXM190	7	25/196-20	5185207	14z - 35x40
JX70U, JX80U, JX90U, JX100U Power shuttle	8	25/196-21	5187958	14z - 35x40
JX70U, JX80U, JX90U, JX100U	9	25/196-22	5181872	10z - 22x25
MXU100, MXU115	10	25/196-23	5196061	16z - 31x35
MXU100, MXU110	10	25/196-40	47127700	
MXU115, MXU125, MXU135	10	25/196-41	47127699	

Les références des pièces sont indicatives.  
Nos pièces ne sont pas d'origine

Part numbers are quoted for reference purposes only.  
Our parts and accessories are not original.



**CABLES D'EMBRAYAGE**  
**CLUTCH CABLES**

Tracteurs Tractors	Référence Reference	OEM OEM	Longueur Length	Remarques Remarks
				
743XL, 745XL, 844XL, 845XL, 856XL, 955XL, 956, 956XL, 1055XL, 1056, 1056XL	25/198-18	3404859R1, 3234644R1	960 mm	Avancement ou prise de force Main or PTO
1255XL, 1455XL	25/198-19	3401658R1, 3404860R1	735 mm	Avancement Main
1255XL, 1455XL	25/198-20	3401659R1, 3404861R1	933 mm	Prise de force PTO
				
955, 956, 956XL, 1055, 1056, 1056XL	25/198-22	3224256R3	645 mm	Avancement Main
				
955, 956, 956XL, 1055, 1056, 1056XL	25/198-23	3220837R2	990 mm	Prise de force PTO
				
CS48, CS58 (⇒ 20232)	25/198-24	1-34-643-128	430 mm	Avancement Main
				
CS48, CS58 (20233 ⇒) CS52, CS63	25/198-25	1-34-543-580	764 mm	Avancement Main
CS78, CS86, CS94	25/198-26	1-34-643-170, 1-34-643-039, 1-34-643-139	1150 mm	Avancement ou prise de force Main or PTO
				
CS68, CS75	25/198-27	1-34-543-558, 1-34-543-520	740 mm	Avancement ou prise de force Main or PTO

Les références des pièces sont indicatives.  
Nos pièces ne sont pas d'origine

Part numbers are quoted for reference purposes only.  
Our parts and accessories are not original.





**"THE RELIABLE SERVICE"**





**MAITRE CYLINDRES ET CYLINDRES RECEPTEURS D'EMBRAYAGE**  
**CLUTCH MASTER AND SLAVE CYLINDERS**



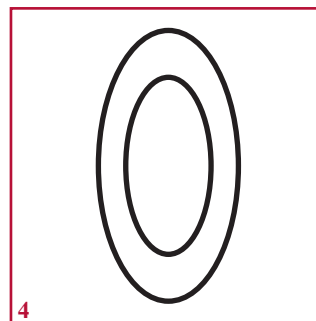

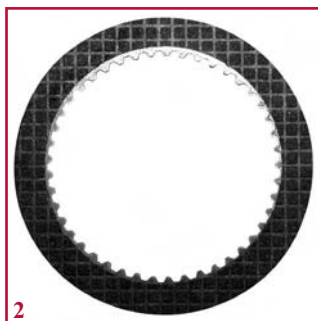
Tracteurs Tractors	Fig. Fig.	Maître cylindre Master cylinder	Jeu de réparat. Repair kit	Fig. Fig.	Cylindre récept. Slave cylinder	Jeu de réparat. Repair kit
485XL, 495XL, 585, 585XL, 595, 595XL, 685, 685XL, 695, 695XL, 785XL, 795XL, 885, 885XL, 895, 895XL, 995, 995XL, 3210, 3220, 3230, 4210, 4220, 4230, 4240 CX50, CX60, CX70, CX80, CX90, CX100 (⇒ JJE1014494)	1	25/226-4 (3129807R92)	25/227-4 (N7602, 80327C91)	2	25/228-4 (3129799R92)	25/229-4 (80318C91)
CS110, CS120, CS130, CS150	3	25/226-25 (1-33-123-004)		4	25/228-25 (1-31-723-101)	
CX50, CX60, CX70, CX80, CX90, CX100 (JJE1014495 ⇒)	5	25/226-26 (321288A1)		6	25/228-26 (394467A1)	
MXM120, MXM130, MXM140				7	25/228-5 (5177914)	25/229-5 (9960040)

Les références des pièces sont indicatives.  
Nos pièces ne sont pas d'origine

Part numbers are quoted for reference purposes only.  
Our parts and accessories are not original.



**KIT EMBRAYAGE PTO ET CONVERTISSEUR DE COUPLE**  
**PTO CLUTCH KIT & TORQUE AMPLIFIER KIT**



			1	2	3	4	4
Tracteurs Tractors	Réf. kit Kit Ref.	Description Description	Ressort Spring	Disque Disc	Disque Plate	Joint O'ring	Joint O'ring
238, 248, 258, 268, 288, 385, 395, 484, 485, 485XL, 495, 495XL, 584, 585, 585XL, 595, 595XL, 684, 685, 685XL, 695, 695XL, 784, 785, 785XL, 795, 795XL, 884, 885, 885XL, 895, 895XL, 995, 995XL, 3210, 3220, 3230, 4210, 4220, 4230, 4240, C50, C60, C70, C80, C90, CX50, CX60, CX70, CX80, CX90, CX100	<b>25/309-4</b> (534936R93)	Kit convertisseur de couple <i>Torque amplifier kit</i>		6x <b>25/317-14</b> (401716R3) 45z	4x <b>25/316-17</b> (401717R1) 4 cames/cams	1x <b>25/306-4</b> (401724R1)	1x <b>25/306-5</b> (402571R1)
238, 248, 258, 268, 278, 288, 385, 395, 454, 484, 485, 495, 495XL, 584, 585, 595, 595XL, 684, 685, 695, 695XL, 784, 785, 795, 795XL, 885, 895, 895XL, 995, 995XL, 2400, 2500, 3210, 3220, 3230, 4210, 4220, 4230, 4240, C50, C60, C70, C80, C90	<b>25/309-8</b> (534937R92)			8x <b>25/317-15</b> (3125322R2) 45z	6x <b>25/316-17</b> (401717R1) 4 cames/cams	2x <b>25/306-4</b> (401724R1)	2x <b>25/306-3</b> (401723R1)
238, 248, 258, 268, 278, 288, 385, 395, 454, 464, 474, 475, 484, 485, 485XL, 495, 495XL, 574, 584, 585, 585XL, 595, 595XL, 674, 684, 685, 685XL, 695, 695XL, 784, 785, 785XL, 795, 795XL, 885, 885XL, 895, 895XL, 995, 995XL, 2400, 2500, 3210, 3220, 3230, 4210, 4220, 4230, 4240, C50, C60, C70, CX50, CX60, CX70	<b>25/309-7</b> (66193C91)			5x <b>25/317-14</b> (401716R3) 45z	8x <b>25/316-15</b> (66188C1) 6 cames/cams		
238, 248, 258, 268, 288, 395, 495, 495XL, 595, 595XL, 685, 685XL, 695, 695XL, 785, 785XL, 795, 795XL, 884, 885, 885XL, 895, 895XL, 995, 995XL, 3210, 3220, 3230, 4210, 4220, 4230, 4240, C80, C90, C100, CX80, CX90, CX100	<b>25/309-6</b> (3125257R91)	Kit embrayage PTO <i>PTO clutch kit</i>		6x <b>25/317-15</b> (3125322R2) 45z	5x <b>25/316-16</b> (3125147R1) 6 cames/cams	1x <b>25/306-4</b> (401724R1)	1x <b>25/306-3</b> (401723R1)
454, 574, 2400, 2500	<b>25/309-5</b> (534934R92)		6x <b>25/314-3</b> (66182C1)	4x <b>25/314-4</b> (401715R1)	4x <b>25/317-14</b> (401716R3) 45z	8x <b>25/316-17</b> (401717R1) 4 cames/cams	

Les références des pièces sont indicatives.  
Nos pièces ne sont pas d'origine


Part numbers are quoted for reference purposes only.  
Our parts and accessories are not original.



**"THE RELIABLE SERVICE"**



**DISQUES DE TRANSMISSION  
TRANSMISSION DISCS**



Tracteurs Tractors	Fig. Fig.	Disque de friction Friction disc	Fig. Fig.	Disque intermédiaire Intermediate disc
5120, 5130, 5140, 5150, 5220, 5230, 5240, 5250	1	<b>25/317-57</b> (A188946) 40z	2	<b>25/316-57</b> (A175806) 26z
MX80C, MX90C, MX100C, MX100, MX110, MX120, MX135, MX150, MX170				
5088, 5288, 5488, 7110, 7120, 7130, 7140, 7150	3	<b>25/317-60</b> (120697C2) 45z	4	<b>25/316-60</b> (120699C1) 6z
7110, 7120, 7130, 7140, 7150, 7210, 7220, 7230, 7240, 7250, 8910, 8920, 8930, 8940, 8950, MX180, MX200, MX210, MX220, MX230, MX240, MX255, MX270, MX285	5	<b>25/317-58</b> (1285975C2)	6	<b>25/316-58</b> (1285974C1) 8z
7110, 7120, 7210, 7220, 7230, 7240, 7250, 8910, 8920, 8930, 8940, 8950	7	<b>25/317-61</b> (381490R4) 52z	8	<b>25/316-61</b> (381489R3)
7210, 7220, 7230, 7240, 7250, 8910, 8920, 8930, 8940, 8950, MX180, MX200, MX210, MX220, MX230, MX240, MX255, MX270, MX285	9	<b>25/317-59</b> (1997907C1)	10	<b>25/316-59</b> (128114A1) 6z

**SOUFFLET DE LEVIER DE VITESSES  
GEAR LEVER BOOT**



Tracteurs Tractors	Réf. Ref.	OEM OEM
2120, 2130, 2140, 2150, PJ55, PJ65, PJ75, PJN55, PJN65, PJN75 PJV55, PJV65, PJV75	<b>25/551-19</b>	1967581C1

Les références des pièces sont indicatives.  
Nos pièces ne sont pas d'origine

Part numbers are quoted for reference purposes only.  
Our parts and accessories are not original.



PRISE DE FORCE  
PTO

Tracteurs Tractors	Réf. Ref.	OEM OEM	Description Description	Fig. Fig.
238, 248, 258, 268, 278, 288, 385, 395, 484, 485, 485XL, 495, 495XL, 584, 585, 585XL, 595, 595XL, 684, 685, 685XL, 695, 695XL, 784, 785, 785XL, 795, 795XL, 884, 885, 885XL, 895, 895XL, 995, 995XL, 3210, 3220, 3230, 4210, 4220, 4230, 4240, C50, C60, C70, C80, C90, CX50, CX60, CX70, CX80, CX90	<b>25/303-84</b>  <i>Joint / Oil seal</i> <b>25/305-84</b>	1500087C1, 1502057C1  385766R91	6 cannelures / 6 spline 1 <sup>3/8"</sup> 27 dents / 27 teeth Lg : 244 mm 540 tr/min / RPM	
644, 743, 743XL, 744, 745S, 745XL, 844, 844S, 844XL, 845, 845XL, 856XL, 955, 955XL, 956, 956XL, 1055, 1055XL, 1056, 1056XL	<b>25/303-97</b>  <i>Joint / Oil seal</i> <b>25/305-97</b>	3402751R1, 3142397R4  3221942R1	6 cannelures / 6 spline 1 <sup>3/8"</sup> 32 dents / 32 teeth Lg : 217 mm 540 tr/min / RPM	
5120, 5130, 5140, 5150, MX80C, MX90C, MX100C, MX100, MX110, MX120, MX135, MX150, MX170	<b>25/303-30</b>  <i>Joint / Oil seal</i> <b>25/305-45</b>	226823A1, 1995034C1  A175136	6-21 cannelures / 6-21 spline Réversible / Reversible 1 <sup>3/8"</sup> 32 dents / 32 teeth Lg : 228 mm 540-1000 tr/min / RPM	
AVJ55, AVJ60, AVJ70	<b>25/303-47</b>  <i>Joint / Oil seal</i> <b>25/305-18</b>	4959916  5107905	6 cannelures / 6 spline 1 <sup>3/8"</sup> 12 dents / 12 teeth Lg : 310 mm 540 tr/min / RPM	
CS100, CS110, CS120, CS130, CS150, CVX120, CVX130, CVX150, CVX170, CVX1135, CVX1145, CVX1155, CVX1170, CVX1190	<b>25/303-81</b>  <i>Joint / Oil seal</i> <b>25/305-81</b>	133000270156  190003070116	6 cannelures / 6 spline 1 <sup>3/8"</sup> 8 trous / 8 holes Lg : 136 mm 540 tr/min / RPM	
JX55, JX60, JX65, JX70, JX75, JX80, JX85, JX90, JX95, JX1060C, JX1070C, JX1070N, JX1070U, JX1075C, JX1075N, JX1080U, JX1085C, JX1090U, JX1095C, JX1095N, MXM135, MXM150, MXM165, MXM180, VJ60, VJ70, VJ80	<b>25/303-49</b>  <i>Joint / Oil seal</i> <b>25/305-49</b> <b>55x80x10/8</b> <b>25/305-20</b> <b>68x90x10</b>	5149243, 5185602  5119203  5112290	6 cannelures / 6 spline 1 <sup>3/8"</sup> 3 trous / 3 holes Lg : 129 mm 540 tr/min / RPM	
		5149242, 5185601  5119203  5112290	21 cannelures / 21 spline 1 <sup>3/8"</sup> 3 trous / 3 holes Lg : 129 mm 1000 tr/min / RPM	
JX65, JX70, JX95, JX70U, JX80U, JX90U, JX1070U, JX1080U, JX1090U, VJ60, VJ70, VJ80	<b>25/303-48</b>  <i>Joint / Oil seal</i> <b>25/305-19</b>	5109726  5111518	6 cannelures / 6 spline 1 <sup>3/8"</sup> 14 dents / 14 teeth Lg : 263 mm 540 tr/min / RPM	

Les références des pièces sont indicatives.  
Nos pièces ne sont pas d'origine

Part numbers are quoted for reference purposes only.  
Our parts and accessories are not original.



**FREINS A TAMBOUR**  
**DRUM BRAKES**



Tracteurs Tractors	Fig. Fig.	Référence Reference	OEM OEM	Description Description
1246, 1255, 1255XL, 1455, 1455XL	1	<b>25/403-13</b>	3233401R1, 1964168C1, 3217701R1	Frein à pédale - Largeur = 80 mm Footbrake - Width = 80 mm
	2	<b>25/403-14</b>	1964167C1	Frein à main - Largeur = 30 mm Handbrake - Width = 30 mm

**FREINS A DISQUE SEC**  
**DRY DISC BRAKES**




Fig.	1	2	3
Tracteurs Tractors	Mécanisme Actuator assy.	Disque Friction disc	Jeu de garnitures Lining kit
D212, D214, D215, D217, D219			3-2 <b>25/421-22</b> (713371R2)
DED-3, DGD-4, D320, D322, D324, D326, D430, D432			3-1 <b>25/421-23</b> (8 pcs) (713255R93)
135, 137, 240			3-1 <b>25/421-21</b> (4 pcs)
238, 276, 354, 364, 374, 384, B414, 434, 444, 2276, 2300, 2350, 3434		<b>25/420-16</b> (6 <sup>1/2"</sup> ) (3134664R91, 3058855R91, 395161R91, 3064170R91)	3-1 <b>25/421-16</b> (4 pcs) (3134667R1, 3134496R91, 3040152R92)
323, 353, 383, 423, 433, 453, 533, 633, 733, 833	1-1 <b>25/417-16</b> (6 <sup>1/2"</sup> ) (786460R12, 786460R21)	<b>25/420-15</b> (5 <sup>5/8"</sup> ) (704422R93, 704422R92, 3134666R92, 3134666R93)	3-1 <b>25/421-15</b> (4 pcs) (3134668R3, 3134497R91)
	1-2 <b>25/417-50</b> (6 <sup>1/2"</sup> ) (3223926R91)		
	1-1 <b>25/417-15</b> (5 <sup>5/8"</sup> ) (786459R1)		
433, 440, 533, 540, 633, 640, 733, 740, 833, 840, 940	1-2 <b>25/417-51</b> (7") (3230159R91)	<b>25/420-17</b> (7") (131786A1, 3229907R1, 1964156C1)	3-1 <b>25/421-17</b> (4 pcs) (3134669R2)
523, 553, 624, 654, 724, 824	1-1 <b>25/417-1</b> (7") (787004R22)	<b>25/420-13</b> (7") (3134665R91, 3134665R92)	
644, 743, 743XL, 744, 745S, 745XL, 844, 844S, 844XL, 845	1-2 <b>25/417-20</b> (3142883R94)	<b>25/420-14</b> (200 mm) (131787A1, 3225582R91)	3-1 <b>25/421-18</b> (4 pcs)

Les références des pièces sont indicatives.  
Nos pièces ne sont pas d'origine


Part numbers are quoted for reference purposes only.  
Our parts and accessories are not original.





**FREINS A DISQUE**  
**DISC BRAKES**

Tracteurs Tractors	Jeu de plaquettes Set of brake pads	Description Description
1255, 1255XL, 1455, 1455XL (⇒ 12/84)	<b>25/412-17</b> (1964205C1, 3401146R1, 3401145R1)	Jeu de 2 plaquettes Set of 2 brake pads A = 65 mm B = 78 mm C = 32 mm
1255, 1255XL, 1455, 1455XL (01/85 ⇒)	<b>25/412-27</b> (1964139C1)	Jeu de 2 plaquettes Set of 2 brake pads A = 68 mm B = 98 mm C = 39 mm



**FREINS A DISQUE A BAIN D'HUILE**  
**OIL IMMERSED DISC BRAKES**



Fig.	1	2	3
Tracteurs Tractors	Mécanisme Actuator assy.	Disque Friction disc	Disque intermédiaire Intermediate disc
AVJ55, AVJ60, AVJ70, VJ60, VJ70, VJ80	<b>25/417-10</b> (5129473)	<b>25/422-13</b> (5159830)	<b>25/423-4</b> (5119327)
CS78, CS86, CS94	<b>25/417-61</b> (133000340015)	<b>25/422-61</b> (155700340044)	<b>25/423-61</b> (133000340022)
CS100, CS110, CS120, CS130, CS150 (04/00 ⇒)		<b>25/422-62</b> (133000340016)	
CS110, CS120, CS130, CS150 (⇒ 03/00)		<b>25/422-31</b> (155700340029)	<b>25/423-15</b> (155700340030)
CVX120, CVX130, CVX150, CVX170, CVX1135, CVX1145, CVX1155, CVX1170, CVX1190	<b>25/417-61</b> (133000340015)	<b>25/422-62</b> (133000340016)	<b>25/423-61</b> (133000340022)
JX55, JX60, JX65, JX70, JX75, JX80, JX85, JX90, JX95		<b>25/422-13</b> (5159830)	<b>25/423-4</b> (5119327)

Les références des pièces sont indicatives.  
Nos pièces ne sont pas d'origine

Part numbers are quoted for reference purposes only.  
Our parts and accessories are not original.



**DISQUES, PISTONS ET JOINTS DE FREIN (BAIN D'HUILE)**  
**BRAKE DISCS, PISTONS AND SEALS (OIL IMMERSED)**



Fig.	1	2	3	4	5
Tracteurs Tractors	Piston Piston	Disque à friction Friction disc	Disque interméd. Intermediate disc	Joint O'ring	Bourrage Oil seal
238, 248, 258, 268, 278, 288, 385, 395, 454, 464, 474, 475, 484, 485, 485XL, 495, 495XL, 574, 584, 585, 585XL, 595, 595XL, 674, 684, 685, 685XL, 695, 695XL, 784, 785, 785XL, 795, 795XL, 884, 885, 885XL, 895, 895XL, 995, 995XL, 2400, 2500	<b>25/417-63</b> (114621C1, 399737R1, 399737R2, 193373A1)	<b>25/422-63</b> (114622C1, 114622C2, 114619C1, 399734R1) Ø 260 mm - 15z	<b>25/423-10</b> (399736R1, 399736R2, 399736R3) <i>Disque / Disc</i>	<b>25/416-8</b> (238-6267, 21472R1)  <b>25/416-9</b> (238-5367, 14482980)  <b>25/416-36</b> (238-6274, 343932R1)	
743, 743XL, 744, 745S, 745XL, 844, 844S, 844XL, 845, 845XL, 856XL	<b>25/417-24</b> (3223252R7, 3223252R6)	<b>25/422-64</b> (3145546R92, 3145546R91) Ø 226 mm - 10z	<b>25/423-8</b> (3145548R2, 3145548R1) <i>Plateau / Plate</i>	<b>25/416-7</b> (3230853R1 + 3230854R1)	<b>25/429-24</b> 46x65x13 (3058107R91, 3058107R92)
955, 955XL, 1055, 1055XL		<b>25/422-65</b> (3220450R94, 3220450R91) Ø 255 mm - 10z	<b>25/423-46</b> (3220455R2, 3220455R1) <i>Plateau / Plate</i>		<b>25/429-46</b> (3402794R1)
956, 956XL, 1056, 1056XL	<b>25/417-46</b> (3402717R2, 3402717R1)				
3210, 3220, 3230, 4210, 4220, 4230, 4240	<b>25/417-63</b> (114621C1, 399737R1, 399737R2, 193373A1)	<b>25/422-63</b> (114622C1, 114622C2, 114619C1, 399734R1) Ø 260 mm - 15z	<b>25/423-10</b> (399736R1, 399736R2, 399736R3) <i>Disque / Disc</i>	<b>25/416-8</b> (238-6267, 21472R1)  <b>25/416-9</b> (238-5367, 14482980)  <b>25/416-36</b> (238-6274, 343932R1)	
5120, 5130, 5140, 5150, 5220, 5230, 5240, 5250	<b>25/417-49</b> (123938A1)	<b>25/422-66</b> (A190067, 351175A1) Ø 300 mm - 16z	<b>25/423-27</b> (1995365C1) <i>Plateau / Plate</i>	<b>25/416-27</b> (238-5277)  <b>25/416-28</b> (238-5273)	
5088, 5288, 5488, 7288, 7488			<b>25/423-55</b> (120486C1) <i>Disque / Disc</i>		
7110, 7120, 7130, 7140, 7150				<b>25/416-55</b> (238-5264)	
	<b>25/417-55</b> (120490C1, 1997422C1)	<b>25/422-67</b> (120488C2) Ø 305 mm - 18z	<b>25/423-56</b> (139189C1) <i>Disque / Disc</i>	<b>25/416-56</b> (238-5278)	
7210, 7220, 7230, 7240, 7250, 8910, 8920					
8930, 8940, 8950			<b>25/423-55</b> (120486C1) <i>Disque / Disc</i>		

Les références des pièces sont indicatives.  
Nos pièces ne sont pas d'origine

Part numbers are quoted for reference purposes only.  
Our parts and accessories are not original.



**DISQUES, PISTONS ET JOINTS DE FREIN (BAIN D'HUILE)**  
**BRAKE DISCS, PISTONS AND SEALS (OIL IMMERSED)**



Fig.	1	2	3	4	5
Tracteurs Tractors	Piston Piston	Disque à friction Friction disc	Disque interméd. Intermediate disc	Joint O'ring	Bourrage Oil seal
C50, C60, C70, C80, C90, CX50, CX60, CX70, CX80, CX90, CX100	<b>25/417-63</b> (114621C1, 399737R1, 399737R2, 193373A1)	<b>25/422-63</b> (114622C1, 114622C2, 114619C1, 399734R1) Ø 260 mm - 15z	<b>25/423-10</b> (399736R1, 399736R2, 399736R3) Disque / Disc	<b>25/416-8</b> (238-6267, 21472R1)  <b>25/416-9</b> (238-5367, 14482980)  <b>25/416-29</b> (191299A1)	
JX70U, JX1070U				<b>25/416-30</b> (5105534)  <b>25/416-31</b> (5105536)	
JX80U, JX90U, JX100U, JX1080U, JX1090U, JX1100U		<b>25/422-14</b> (5184313) Ø 260 mm - 14z	<b>25/423-5</b> ( 5191349) Plateau / Plate	<b>25/416-31</b> (5105536)  <b>25/416-34</b> (5158115)	
JX1060C, JX1060V, JX1070C, JX1070N, JX1070V, JX1075C, JX1075N, JX1075V, JX1095N, JX1095V		<b>25/422-68</b> (5180633)		<b>25/416-30</b> (5105534)  <b>25/416-31</b> (5105536)	
MX80C, MX90C, MX100C, MX100, MX110, MX120, MX135	<b>25/417-49</b> (123938A1)	<b>25/422-66</b> (A190067, 351175A1) Ø 300 mm - 16z		<b>25/416-27</b> (238-5277)  <b>25/416-28</b> (238-5273)	
MX150, MX170, MX180, MX200, MX210, MX220, MX230, MX240, MX255, MX270	<b>25/417-55</b> (120490C1, 1997422C1)	<b>25/422-67</b> (120488C2) Ø 305 mm - 18z	<b>25/423-55</b> (120486C1) Disque / Disc		
MXM120, MXM130, MXM140, MXM155		<b>25/422-32</b> (47126359)		<b>25/416-32</b> (5165511)	
MXM135, MXM150, MXM165, MXM180		<b>25/422-18</b> (5154521) Ø 325 mm - 14z		<b>25/416-33</b> (5165512)	

Les références des pièces sont indicatives.  
Nos pièces ne sont pas d'origine

Part numbers are quoted for reference purposes only.  
Our parts and accessories are not original.



**FREINS DE STATIONNEMENT  
PARKING BRAKES**










Tracteurs Tractors	Fig. Fig.	Réf. Ref.	OEM OEM	Description Description
248, 258, 268, 278, 385, 395, 454, 464, 474, 475, 484, 485, 485XL, 495, 574, 584, 585, 585XL, 595, 674, 684, 685, 685XL, 695, 784, 785, 785XL, 884, 885, 885XL, 995, 2400, 2500	1	25/324-4	1971050C1, 401992R3	Bande de frein à main Handbrake band Ø 168 mm
553, 644, 654, 724, 743, 743XL, 744, 745S, 745XL, 824, 844, 844S, 844XL, 845, 845XL, 955, 955XL, 956, 956XL, 1055, 1055XL, 1056, 1056XL	2	25/324-17	1964072C1, 3057407R21	Bande de frein à main Handbrake band Ø 310 mm
	3	25/400-11	3059186R2, 3059186R3	Tambour de frein à main Handbrake drum
5120, 5130, 5140, 5150 (30 km/h) 5220, 5230, 5240, 5250	4	25/417-60	A158090	Mécanisme / Actuator assy.
	5	25/422-59	1341170C1	Disque de friction / Friction disc Ø 142 mm - 16z
	6	25/423-59	1341163C3	Disque intermédiaire / Intermediate disc Ø 148 mm
5120, 5130, 5140, 5150 (40 km/h)	5	25/422-60	1345726C1	Disque de friction / Friction disc Ø 144 mm - 16z
	4	25/417-60	A158090	Mécanisme / Actuator assy.
	7	25/7700-1	5118101	Disque acier Ø 111 mm - 21z Steel disc Ø 111 mm - 21z
JX55, JX60, JX65, JX70, JX70U, JX75, JX80, JX80U, JX85, JX90, JX90U, JX95, JX100U	8	25/7701-2	5118095	Plaquette simple / Single pad
	9	25/7702-2	5118100	Plaquette double / Double pad
MX80C, MX90C, MX100C, MX100, MX110, MX120, MX135, MX150, MX170	4	25/417-60	A158090	Mécanisme / Actuator assy.
	5	25/422-60	1345726C1	Disque de friction / Friction disc Ø 144 mm - 16z
	6	25/423-59	1341163C3	Disque intermédiaire / Intermediate disc Ø 148 mm
MXM120, MXM130, MXM140, MXM155 (⇒ C4806) MXM135, MXM150, MXM165, MXM180	7	25/7700-5	5146036	Disque acier Steel disc
	8	25/7701-1	5158120	Plaquette simple / Single pad
	9	25/7702-1	5158123	Plaquette double / Double pad

Les références des pièces sont indicatives.  
Nos pièces ne sont pas d'origine

Part numbers are quoted for reference purposes only.  
Our parts and accessories are not original.



**CYLINDRES DE FREIN**  
**BRAKE CYLINDERS**

Tracteurs Tractors	Maître cylindre Master cylinder	Jeu de réparat. Repair kit	Cylindre récepteur Slave cylinder
238, 248, 258, 268, 288, 385, 395, 485, 495, 585, 595, 685, 695, 785, 795, 885, 895, 995	<b>25/410-15</b> (1287843C91, 1287843C92)		<b>25/411-13</b> (1288228C1)
238, 248, 258, 268, 288, 395, 495, 595, 695, 795, 895	<b>25/410-16</b> (1971138C1)		
248, 258, 268, 278, 385, 454, 464, 474, 475, 484, 485, 574, 584, 585, 674, 684, 685, 784, 785, 884, 885, 2400, 2500	<b>25/410-14</b> (527542R91, 527542R92)		<b>25/411-14</b> (3125824R1)
495XL, 585, 595, 595XL, 685, 695, 695XL, 743XL, 744XL, 745XL, 795XL, 844XL, 845XL, 856XL, 885, 895, 895XL, 995, 995XL	<b>25/410-12</b> (1287734C92, 226301A1, 1287846C91, 1287734C91, 102027A1)		<b>25/411-12</b> (1288229C1)
485XL, 585XL, 685XL, 785XL, 856XL, 885XL	<b>25/410-13</b> (3129643R91)		
644, 743, 744, 745S, 844, 844S, 845	<b>25/410-60</b> (3145559R91)		<b>25/411-60</b> (3220707R91)
946, 1046, 1246	<b>25/410-8</b> (3141682R92)		<b>25/413-9</b> (3141932R91)
955, 956, 956XL, 1055, 1056, 1056XL			<b>25/411-9</b> (3232098R91) <i>Piston inclus</i> <i>Piston included</i>
1255, 1455			<b>25/413-11</b> (3401367R1)









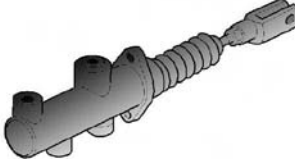

Les références des pièces sont indicatives.  
Nos pièces ne sont pas d'origine

Part numbers are quoted for reference purposes only.  
Our parts and accessories are not original.





**CYLINDRES DE FREIN**  
**BRAKE CYLINDERS**









Tracteurs <i>Tractors</i>	Maître cylindre <i>Master cylinder</i>	Jeu de réparat. <i>Repair kit</i>	Cylindre récepteur <i>Slave cylinder</i>
1255XL, 1455XL	<b>25/410-62</b> (1287844C91) 		<b>25/413-11</b> (3401367R1) 
3210, 3220, 3230, 4210, 4220, 4230, 4240	<b>25/410-15</b> (1287843C91, 1287843C92) 	<b>25/411-13</b> (1288228C1)	
3210, 3220, 3230, 4210, 4220, 4230, 4240	<b>25/410-12</b> (1287734C92, 226301A1, 1287846C91, 1287734C91, 102027A1) 	<b>25/411-12</b> (1288229C1)	
5120, 5130, 5140, 5150, 5220, 5230, 5240, 5250			
C50, C60, C70, C80, C90	<b>25/410-15</b> (1287843C91, 1287843C92) 	<b>25/411-13</b> (1288228C1)	
CS78, CS86, CS94	<b>25/410-63</b> (1-33-135-155, 1-33-135-418) 	<b>25/411-63</b> (1-33-735-020)	<b>25/413-62 LH</b> (155700340049) 
CS100, CS110, CS120, CS130, CS150			<b>25/413-63 RH</b> (155700340050)
CVX120, 130, 150, 170, 1135, 1145, 1155, 1170, 1190			
CX50, CX60, CX70, CX80, CX90, CX100	<b>25/410-12</b> (1287734C92, 226301A1, 1287846C91, 1287734C91, 102027A1) 	<b>25/411-12</b> (1288229C1)	
JX70U, JX80U, JX90U, JX100U, MXM120, 130, 135, 140, 150, 155, 165, 180	<b>25/410-64</b> (82018664, 82006194) 		
MX80C, MX90C, MX100C, MX100, MX110, MX120, MX135	<b>25/410-12</b> (1287734C92, 226301A1, 1287846C91, 1287734C91, 102027A1) 	<b>25/411-12</b> (1288229C1)	

Les références des pièces sont indicatives.  
Nos pièces ne sont pas d'origine

Part numbers are quoted for reference purposes only.  
Our parts and accessories are not original.



**CABLES DE FREIN  
BRAKE CABLES**

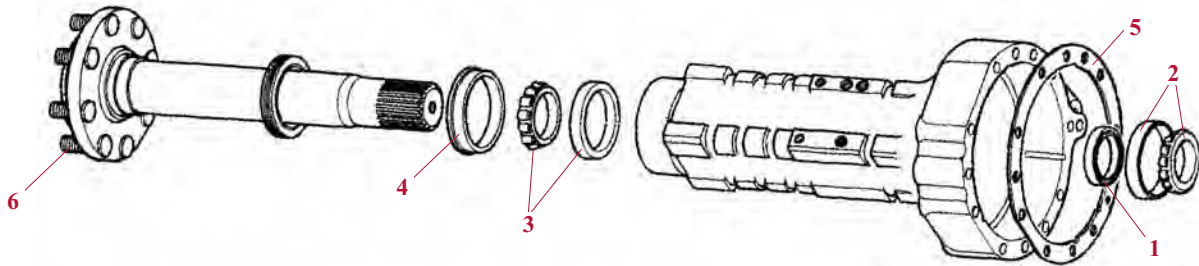
Tracteurs Tractors	Référence Reference	OEM OEM	Longueur Length	Remarques Remarks
				
248, 258, 268, 278, 385, 395, 484, 485, 495, 584, 585, 595, 684, 685, 695, 784, 785, 884, 885, 995	25/409-51	3129788R1, 3129788R2	415 mm	
248, 258, 268, 278, 385, 484, 485, 584, 585, 684, 685, 784, 785, 884, 885	25/409-15	1500021C1, 3123901R1	925 mm	Avec cabine Super de Luxe With Super de Luxe cab
				
440, 533, 540, 633, 640, 733, 740, 833, 840, 940	25/409-52	98362C1, 98362C2		
				
743XL, 745XL, 844XL, 845XL, 955XL, 956, 956XL, 1055XL, 1056, 1056XL	25/409-53	3232912R1, 3232912R3	1200 mm	
				
844XL, 845XL, 856XL, 956XL, 1056XL	25/409-54	3405629R91		
				
3210, 3220, 3230, 4210, 4220, 4230, 4240	25/409-29	134779A1, 118777A2	865 mm	Avec cabine With cab
				
5120, 5130, 5140, 5150, 5220, 5230, 5240, 5250	25/409-55	1531948C1	1312 mm	
7110, 7120, 7130, 7140, 7210, 7220, 7230, 7240, 7250	25/409-56	1975287C1		
				
CS78, CS86, CS94	25/409-57	1-34-643-061	1610 mm	Droit / Right
	25/409-58	1-34-643-062	675 mm	Gauche / Left
				
MX80C, MX90C, MX100C, MX100, MX110, MX120, MX135	25/409-60	220448A5, 220448A6	1385 mm	

Les références des pièces sont indicatives.  
Nos pièces ne sont pas d'origine

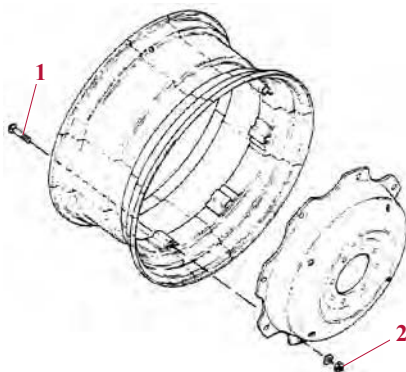
Part numbers are quoted for reference purposes only.  
Our parts and accessories are not original.



**PIECES DE PONT ARRIERE**  
**REAR AXLE PARTS**



	1	2	3	4	5	6
Tracteurs Tractors	Bague étanch. Oil seal	Roulem. ext. Outer bearing	Roulem. int. Inner bearing	Bague étanch. Oil seal	Joint Gasket	Goujon Bolt
238, 258, 268, 278, 288, 395, 474, 485XL, 495XL, 574, 584, 585, 595, 674, 684, 685, 695, 784, 785, 795, 884, 885, 895, 995, 4210, 4220, 4230, 4240, C70, C80, C90, CX70, CX80, CX90, CX100	<b>25/371-13</b> (105471C1) 92x122x9.5 mm	<b>25/372-18</b> (384695R91)	<b>25/372-19</b> (972467R91)	<b>25/376-8</b> (530102R91) 70x89x9 mm		<b>25/440-6</b> (3047576R2) 5/8" UNF 40 mm
275, 276, 354	<b>25/371-10</b> (703915R1) 63x80x10 mm Anneau feutre Felt washer		<b>25/372-13</b> (3114946R91)		<b>25/385-3</b> (703913R3)	<b>25/440-7</b> (404341R3) 5/8" UNF 50 mm
374, 384, 414, 434, 444	<b>25/371-11</b> (3069987R91) Bague étanch. Oil seal		<b>25/372-14</b> (3106877R91)			<b>25/441-7</b> (3047575R3) 5/8" UNF Ecrou / Nut
323, 353, 383, 423, 433, 453, 533, 633, 640, 733, 740, 833, 840, 940	<b>25/371-14</b> (713172R1) 65x85x8 mm Anneau feutre Felt washer  <b>25/371-15</b> (711199R1) 65x85x13 mm Bague étanch. Oil seal	<b>25/372-12</b> (3114947R91)	<b>25/372-15</b> (3216105R91, 3216036R91)		<b>25/385-5</b> (711193R1)	<b>25/440-9</b> (3399467R1) M18x1.5 55 mm
644, 743XL, 744, 745XL, 844, 844S, 844XL, 845, 845XL, 856	<b>25/371-16</b> (3145061R91) 90x130x13 mm	<b>25/372-20</b> (712794R91)	<b>25/372-21</b> (1964142C1)			
955, 956, 1055, 1056	<b>25/371-17</b> (3220032R91) 115x140x13 mm	<b>25/372-23</b> (3220034R93)	<b>25/372-20</b> (712794R91)			
1046, 1246, 1255, 1255XL, 1455, 1455XL		<b>25/372-22</b> (3134990R91)	<b>25/372-22</b> (3134990R91)			




	1	2
Tracteurs Tractors	Goujon Bolt	Ecrou Nut
238, 248, 258, 268, 278, 354, 364, 374, 384, 385, 444, 454, 474, 475, 484, 485, 485XL, 574, 584, 585, 585XL, 674, 684, 685, 685XL, 784, 785, 785XL, 884, 885, 885XL, H84	<b>25/442-3</b> (406951R1, 406951R2) 5/8" UNF 70 mm	<b>25/443-3</b> (406953R1) 5/8" UNF
276, 354, 364, 374, 434, 444, B275, B414	<b>25/442-2</b> (703929R1) 5/8" UNF 70 mm	

Les références des pièces sont indicatives.  
Nos pièces ne sont pas d'origine

Part numbers are quoted for reference purposes only.  
Our parts and accessories are not original.



AVANT TRAIN 2RM  
FRONT AXLE 2WD



	1	3	4	5	6	7
Tracteurs Tractors	Fusée Spindle	Clavette Cotter	Joint Seal	Roulement Bearing	Bague Bush	Kit bagues Rings kit
238, 276, 354, 364, 374, 384, 434, 2300, 2350				25/479-13 (39862D) 35x67x19.5	25/477-13 (40090D)	25/475-16
<b>Ajustable / Adjustable 52-77"</b> 268, 278, 288, 485XL, 584, 585, 585XL, 684, 685, 685XL, 695, 695XL, 784, 785, 785XL, 795, 795XL, 884, 885, 885XL, 895, 895XL, 995, 995XL, 3230, 4210, 4220, 4230, 4240, C70, C80, C90, CX70, CX80, CX90, CX100, MX80C, MX90C, MX100C	25/470-66 (3121261R91) Lg=285mm-Ø45mm  25/470-67 (3121270R91) Lg=210mm -Ø45mm					
<b>Ajustable / Adjustable 52-77"</b> 238, 248, 258, 385, 395, 454, 474, 475, 484, 485, 485XL, 495, 495XL, 574, 584, 585, 585XL, 595, 595XL, 674, 685, 695, 885, 895, 995, 2400, 2500, 4210, 4220, 4230, 4240	25/470-69 (527292R92) Lg=388mm-Ø35mm  25/470-68 (405840R12) Lg=308mm-Ø35mm	25/2830-150 (117997)	25/476-12 (15943DA) 56x76x9	25/479-14 (527295R91) 44.5x68.x17	25/477-14 (358958R2) 42.5x46x50	25/475-17
<b>Renforcé / Heavy duty 52-82"</b> 238, 248, 258, 268, 288, 385, 395, 454, 475, 484, 485, 485XL, 495, 495XL, 574, 584, 585, 585XL, 595, 595XL, 674, 695, 695XL, 795, 895, 995, 2400, 2500, 3210, 3220, 3230, 4210, 4220, 4230, 4240, C50, C60, C70, C80, C90, CX50, CX60, CX70, CX80, CX90, CX100	25/470-70 (67526C91) Lg=388mm-Ø45mm  25/470-71 (67535C91) Lg=308mm-Ø45mm					
C42, CS48, CS52, CS58, CS63, CS68, CS78			25/476-22 (1288410166) 57,2x5,7		25/477-60 (133700410213)	25/475-47

1	25/470-66	1	25/470-67	1	25/470-68	1	25/470-69	1	25/470-70	1	25/470-71	3	25/2830-150
4	25/476-12	4	25/476-22	5	25/479-13	5	25/479-14	6	25/477-13	6	25/477-14	6	25/477-60

Les références des pièces sont indicatives.  
Nos pièces ne sont pas d'origine

Part numbers are quoted for reference purposes only.  
Our parts and accessories are not original.



**AVANT TRAIN 2RM  
FRONT AXLE 2WD**

Tracteurs Tractors	1 Fusée G. LH spindle	2 Fusée D. RH spindle	4 Joint Seal	5 Roulement Bearing	6 Bague Bush	7 Kit bagues Rings kit	
<b>Std &amp; Ajustable / Std &amp; Adjustable</b> 644, 743, 743XL, 744, 745S, 745XL, 844, 844S, 844XL, 845, 845XL, 856XL, 946S, 956, 956XL, 1046, 1056, 1056XL, 1246	<b>25/470-75</b> (3405599R1, 3405601R1) Lg=250mm Ø40mm	<b>25/471-75</b> (3405600R1, 3405602R1) Lg=250mm Ø40mm		<b>25/479-15</b> (3057058R91) 40.25x61x7.8	<b>25/477-16</b> (3057051R1, 3405571R1) 40x45x61	<b>25/475-19</b>	
	<b>25/470-76</b> (3405613R1, 3405615R1) Lg=300mm Ø40mm	<b>25/471-76</b> (3405614R1, 3405616R1) Lg=300mm Ø40mm					
	<b>25/470-77</b> (3405617R1, 3405619R1) Lg=380mm Ø40mm	<b>25/471-77</b> (3405618R1, 3405620R1) Lg=380mm Ø40mm					
<b>Std</b> 323, 353, 383, 423, 433, 433E, 433V, 453, 533E, 533V, 633E, 633V, 733E, 833E			<b>25/476-13</b> (3131033R1) 40x54x8				
<b>Std</b> 323, 353, 383, 423, 433, 433E, 433V, 440, 453, 533, 533E, 533V, 540, 633, 633E, 633V, 640, 733, 733E, 740, 743, 743XL, 745S, 745XL, 833, 833E, 840, 844S, 844XL, 845, 845XL, 856XL, 940					<b>25/477-62</b> (3405568R1) 40x60x8.5		
<b>Std</b> 743, 743XL, 745S, 745XL, 844S, 844XL, 845, 845XL, 856XL, 956, 956XL, 1056, 1056XL					<b>25/477-61</b> (3405569R1) 40x46x22.5		
					<b>25/477-64</b> (3405570R1) 40x61/46x44		
					<b>25/477-16</b> (3057051R1, 3405571R1) 40x45x61		
<b>Std</b> 946, 953, 955, 955XL, 956, 956XL, 1046, 1055, 1055XL, 1056, 1056XL, 1246				<b>25/479-16</b> (3142132R1) 61.25x40.5x4.2	<b>25/477-16</b> (3057051R1) 40x45x61	<b>25/475-20</b>	
<b>Renforcé / Heavy duty</b> 743, 743XL, 745S, 745XL, 844S, 844XL, 845, 845XL, 856XL, 955, 955XL, 956, 956XL, 1055, 1055XL, 1056, 1056XL, 1255, 1255XL, 5120, 5130, 5140, 5220, 5230, 5240, 5250			<b>25/476-14</b> (3232813R1) 55x68x12	<b>25/479-17</b> (3233850R91) 55x82x22	<b>25/477-17</b> (3232821R1) 55x62x50	<b>25/475-21</b>	

<b>1</b> <b>25/470-75</b>	<b>1</b> <b>25/470-76</b>	<b>1</b> <b>25/470-77</b>	<b>4</b> <b>25/476-13/14</b>
			
<b>5</b> <b>25/479-15</b>	<b>5</b> <b>25/479-16</b>	<b>5</b> <b>25/479-17</b>	<b>6</b> <b>25/477-16</b>
			
<b>6</b> <b>25/477-17</b>	<b>6</b> <b>25/477-61</b>	<b>6</b> <b>25/477-62</b>	<b>6</b> <b>25/477-64</b>
			

**Tête de fusée à souder**  
**Weld on spindle head**

523, séries 33, 44, 45, 55, 56 series



**25/470-41A** Gauche / LH  
**25/471-41A** Droite / RH

Les références des pièces sont indicatives.  
Nos pièces ne sont pas d'origine

Part numbers are quoted for reference purposes only.  
Our parts and accessories are not original.





AVANT TRAIN 2RM  
FRONT AXLE 2WD



	1	2	3	4	5	6
Tracteurs Tractors	Kit roulements Bearings kit	Roulement int. Inner bearing	Roulement ext. Outer bearing	Bague Oil seal	Moyeu Hub	Anneau Wear ring
238, 276, 354, 364, 374, 384, 434, 2300, 2350	<b>25/460-13</b> (1094017R92)	<b>25/462-13</b> (618022R91) 35x65x19	<b>25/463-13</b> (3043872R91) 29x57x20	<b>25/461-13</b> (704083R93) Bague / Oil seal 43x71x10 + <b>25/461-17</b> (43828D) Feutre / Felt		<b>25/464-1</b> (48548D)
238, 248, 258, 268, 278, 288, 385, 395, 454, 475, 484, 485, 485XL, 495, 495XL, 574, 584, 585, 585XL, 595, 595XL, 674, 684, 685, 685XL, 695, 695XL, 784, 785, 785XL, 795, 795XL, 884, 885, 885XL, 895, 895XL, 995, 995XL, C50, C60, C70, C80, C90, CX50, CX60, CX70, CX80, CX90, CX100, H84, 2400, 2500, 3210, 3220, 3230, 4210, 4220, 4230, 4240, MX80C, MX90C, MX100C	<b>25/460-18</b> (1094034R93) Ø 45mm	<b>25/462-18</b> (400989C91) 45x73x20	<b>25/463-18</b> (536052R91)	<b>25/461-18</b> (370254R91) 57x84x7	<b>25/450-27</b> (67527C92)	<b>25/464-3</b> (67328C1)
238, 248, 258, 385, 395, 454, 474, 475, 484, 485, 485XL, 495, 495XL, 574, 584, 585, 585XL, 595, 595XL, 674, 685, 695, 885, 895, 995, 2400, 2500, 4210, 4220, 4230, 4240	<b>25/460-14</b> (1094015R92) Ø 35mm	<b>25/462-13</b> (618022R91) 35x65x19	<b>25/463-14</b> (371881R91) 21x50x19	<b>25/461-14</b> (530104R91)	<b>25/450-28</b> (406294R21)	<b>25/464-2</b> (406295R2)
323, 353, 383, 423, 433, 453	<b>25/460-20</b> (2221K)		<b>25/463-20</b> (3142105R91) 27x50x14	<b>25/461-20</b> (3131386R1) 50x75x14	<b>25/450-25</b> (786208R41)	
323, 353, 383, 423, 433E, 433V, 453, 533E, 533V, 633E, 633V, 733E, 833E						
AVJ55, AVJ60, AVJ70 JX70U, JX80U, JX90U, JX100U, JX1060C/V, JX1070C/N/U/V, JX1075C/N/V, JX1080U, JX1090U, 1095N/V, VJ60, VJ70, VJ80	<b>25/460-82</b>	<b>25/462-9</b> (5132342, 86512015) 41x73x20	<b>25/463-33</b> (5132343) 25x57	<b>25/461-59</b> (4951077) 50x91x12		

BRAS DE DIRECTION  
STEERING ARMS

Tracteurs Tractors	Bras Arm
433, 440, 533, 540, 633, 640, 644, 733, 740, 744, 833, 840, 844, 844S, 940, 946, 1046, 1246	<b>25/480-17</b> (3141506R2) Ø 20mm
743, 743XL, 744, 745S, 745XL, 844, 844S, 844XL, 845, 845XL, 856XL, 946, 955, 955XL, 956, 956XL, 1046, 1055, 1055XL, 1056, 1056XL, 1246	<b>25/480-18</b> (3224268R3) Ø 22mm



Les références des pièces sont indicatives.  
Nos pièces ne sont pas d'origine

Part numbers are quoted for reference purposes only.  
Our parts and accessories are not original.



AVANT TRAIN 2RM  
FRONT AXLE 2WD



Tracteurs Tractors	1 Kit roulements Bearings kit	2 Roulement int. Inner bearing	3 Roulement ex. Outer bearing	4 Bague Oil seal	5 Moyeu Hub	6 Anneau Wear ring
433, 433E, 433V, 440, 533, 533E, 533V, 540, 633, 633E, 633V, 640, 733, 733E, 740, 743, 743XL, 745S, 745XL, 833, 833E, 840, 844S, 844XL, 845, 845XL, 856XL, 940	25/460-58		25/463-58 (656075R91) 59x32	25/461-22 (3131013R1) 70x85x7	25/450-19 (3131012R31)	
523, 624, 724	25/460-19	25/462-19 (663556R91) 41x73x20	25/463-19 (3142103R91) 59x32x16	25/461-19 (3057057R91) 59x80x10		25/464-4 (3131014R1)
644, 743, 743XL, 744, 745S, 745XL, 844, 844S, 844XL, 845, 845XL, 856XL, 946, 946S, 953, 955, 955XL, 956, 956XL, 1046, 1055, 1055XL, 1056, 1056XL, 1246	25/460-22 (22223K)		25/463-22 (3229813R91) 62x 32x18	25/461-22 (3131013R1) 70x85x7	25/450-20 (3229812R1)	
	25/460-21 (2222K)		25/463-19 (3142103R91) 59x32x16		25/450-19 (3131012R31)	
<b>Renforcé / Heavy duty</b> 743, 743XL, 745S, 745XL, 844S, 844XL, 845, 845XL, 856XL, 955, 955XL, 956, 956XL, 1055, 1055XL, 1056, 1056XL, 1255, 1255XL	25/460-23 (B1044)	25/462-23 (3232808R91) 60x95x25	25/463-23 (3232820R1) 31x59x17	25/461-23 (3232807R1) 90x110x8	25/450-26 (3232230R1)	25/464-5 (3232806R1)
<b>Renforcé / Heavy duty</b> 5120, 5130, 5140, 5220, 5230, 5240, 5250						
C42, CS48, CS52, CS58, CS63, CS68, CS78	25/460-59	25/462-60 (1964252C1) 80x40x22	25/463-59 (190003326218)	25/461-57 (1288410145) 58x39x15 Bague / Oil seal + 25/461-58 (1288410146) 107x51x20.5 Feutre / Felt		25/464-11 (1288410147)

JANTES  
RIMS




Jante Rim	OEM	Pneu Tyre
25/449-11	K947937	550/600 x 16
25/449-12	G57046	750 x 16
25/449-13	3121425R91	750 x 18

Les références des pièces sont indicatives.  
Nos pièces ne sont pas d'origine

Part numbers are quoted for reference purposes only.  
Our parts and accessories are not original.



AVANT TRAIN 2RM  
FRONT AXLE 2WD



	7	8	9	10	11	12
Tracteurs Tractors	Ecrou Nut	Goujon Stud	Rondelle Washer	Ecrou Nut	Joint Gasket	Couvercle Cap
238, 276, 354, 364, 374, 384, 434, 2300, 2350		<b>25/446-9</b> (3047573R1) 1/2 UNF x 34	<b>25/451-22</b> (700572R1)	<b>25/457-5</b> (87016563) 7/8 UNF		
238, 248, 258, 268, 278, 288, 385, 395, 454, 475, 484, 485, 485XL, 495, 495XL, 574, 584, 585, 585XL, 595, 595XL, 674, 684, 685, 685XL, 695, 695XL, 784, 785, 785XL, 795, 795XL, 884, 885, 885XL, 895, 895XL, 995, 995XL, C50, C60, C70, C80, C90, CX50, CX60, CX70, CX80, CX90, CX100, H84, 2400, 2500, 3210, 3220, 3230, 4210, 4220, 4230, 4240, MX80C, MX90C, MX100C	<b>25/447-4</b> (81815739, 483879R2)	<b>25/446-10</b> (453769R2, 528803R1) 1/2 UNF x 44	<b>25/451-6</b> (67537C1)	<b>25/452-10</b> (86632554)		<b>25/456-6</b> (612884R1)
238, 248, 258, 385, 395, 454, 474, 475, 484, 485, 485XL, 495, 495XL, 574, 584, 585, 585XL, 595, 595XL, 674, 685, 695, 885, 895, 995, 2400, 2500, 4210, 4220, 4230, 4240			<b>25/451-5</b> (369857R1)			
323, 353, 383, 423, 433, 453	<b>25/447-5</b> (933948R1)	<b>25/446-15</b> (785612R1) M14 x 52	<b>25/451-23</b> (787643R1)	<b>25/452-40</b> (3059471R2)		
433, 433E, 433V, 440, 533, 533E, 533V, 540, 633, 633E, 633V, 640, 733, 733E, 740, 743, 743XL, 745S, 745XL, 833, 833E, 840, 844S, 844XL, 845, 845XL, 856XL, 940			<b>25/451-24</b> (3057062R2)	<b>25/452-41</b> (3059772R1)	<b>25/453-5</b> (49116D)	<b>25/456-7</b> (713238R1)
644, 743, 743XL, 744, 745S, 745XL, 844, 844S, 844XL, 845, 845XL, 856XL, 946, 946S, 953, 955, 955XL, 956, 956XL, 1046, 1055, 1055XL, 1056, 1056XL, 1246		<b>25/446-11</b> (3137538R2) M14 x 46		<b>25/457-5</b> (87016563) 7/8 UNF		
<b>Renforcé / Heavy duty</b> 743, 743XL, 745S, 745XL, 844S, 844XL, 845, 845XL, 856XL, 955, 955XL, 956, 956XL, 1055, 1055XL, 1056, 1056XL, 1255, 1255XL		<b>25/446-33</b> (3232818R2)	<b>25/451-25</b> (3232819R1)	<b>25/452-42</b> (3232281R1)		
<b>Renforcé / Heavy duty</b> 5120, 5130, 5140, 5220, 5230, 5240, 5250		<b>25/446-34</b> (906003R1) M16 x 35				
JX1060C/V, JX1070C/N/V, JX1075C/N/V, 1095N/V, VJ60, VJ70, VJ80		<b>25/446-35</b> (15983824) M18 x 35				

KIT DE RECONDITIONNEMENT DU FILETAGE DES FUSEES DE ROUES AVANT  
FRONT SPINDLE THREAD REPAIR KIT



- 70/457-2** Filetage / Thread 3/4" UNF
- 70/457-5** Filetage / Thread 7/8" UNF

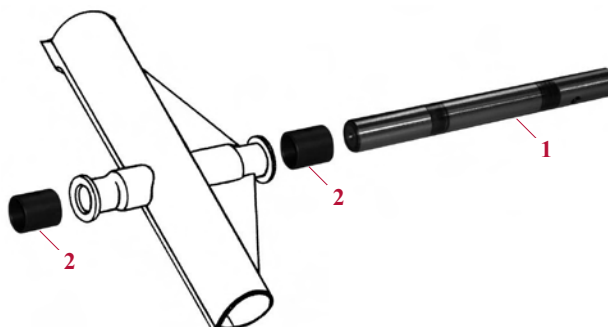
L'écrou cône intérieur se visse sur le filetage usé et est serré par l'écrou extérieur.  
The inner cone nut is screwed on the worn thread and is locked by the outer nut.

Les références des pièces sont indicatives.  
Nos pièces ne sont pas d'origine

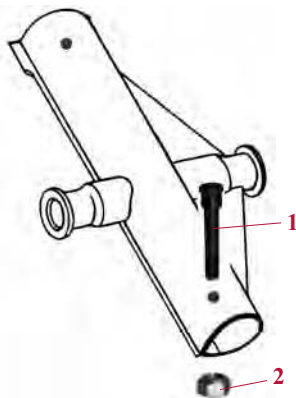
Part numbers are quoted for reference purposes only.  
Our parts and accessories are not original.



AVANT TRAIN 2RM  
FRONT AXLE 2WD



	1	2
Tracteurs Tractors	Pivot Trunion pin	Bague Trunion pin bush
323, 353, 383, 423, 433, 433E, 433V, 453, 533, 533E, 533V, 633, 633E, 633V, 733, 733E, 833, 833E	<b>25/485-31</b> (786190R2) + <b>25/485-32</b> (786189R1)	<b>25/486-82</b> (786197R1) <b>32x35x35</b> + <b>25/486-83</b> (786198R1) <b>32x35x23</b>
<b>Essieu standard / Standard axle</b> 433, 440, 533, 540, 633, 640, 644, 733, 740, 743, 743XL, 744, 745S, 745XL, 833, 840, 844, 844S, 844XL, 845, 845XL, 856XL, 940, 946, 955, 955XL, 956, 956XL, 1046, 1055, 1055XL, 1056, 1056XL, 1246, 1255, 1255XL, 1455, 1455XL	<b>25/485-21</b> (3140082R1) <b>Ø 40mm</b>	<b>25/486-26</b> (3134952R2) <b>40x48x50</b>
<b>Renforcé / Heavy duty</b> 743, 743XL, 745S, 745XL, 844S, 844XL, 845, 845XL, 856XL, 956, 956XL, 1055, 1055XL, 1056, 1056XL, 1255, 1255XL, 1455, 1455XL, 5120, 5130, 5140, 5220, 5230, 5240, 5250	<b>25/485-22</b> (3232823R1) <b>Ø 48mm</b>	<b>25/486-27</b> (3232822R1) <b>48x58x50</b>
523, 553, 654, 724, 824, 624		<b>25/486-25</b> (3057064R1) <b>40x44x50</b>
238, 248, 258, 268, 278, 288, 385, 395, 454, 464, 474, 475, 484, 485, 485XL, 495, 495XL, 574, 584, 585, 585XL, 595, 595XL, 674, 684, 685, 685XL, 695, 695XL, 784, 785, 785XL, 795, 884, 885, 885XL, 895, 995, 2400, 2500, 3210, 3220, 3230, 4210, 4220, 4230, 4240, C50, C60, C70, C80, C90, CX50, CX60, CX70, CX80, CX90, CX100, H84	<b>25/485-33</b> (539128R1)	<b>25/486-14</b> (405570R1) <b>51x54x48</b>
AVJ55, AVJ60, AVJ70, JX70U, JX80U, JX90U, JX100U, JX1060C, JX1070C/U, JX1075C, JX1080U, JX1090U, JX1100U		<b>25/486-85</b> (5115656) <b>38x42x40</b>
CS48, CS52, CS58, CS63, CS68, CS78	<b>25/485-34</b> (133700410260)	<b>25/486-84</b> (133700410213) <b>40x45x55</b>



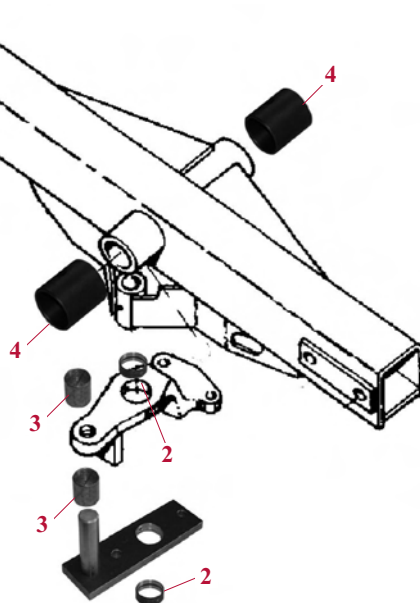
	1	2
Tracteurs Tractors	Boulon Bolt	Ecrou Nut
238, 248, 258, 268, 288, 385, 395, 454, 474, 475, 484, 485, 485XL, 495, 495XL, 574, 584, 585, 585XL, 595, 595XL, 674, 684, 685, 685XL, 695, 695XL, 784, 785, 785XL, 795, 884, 885, 895, 995, 2400, 2500, 3210, 3220, 3230, 4210, 4220, 4230, 4240, C50, C60, C70, C80, C90, CX50, CX60, CX70, CX80, CX90, CX100, H84	<b>25/483-3</b> (405584R2)	<b>25/484-3</b> (405576R1)

Les références des pièces sont indicatives.  
Nos pièces ne sont pas d'origine

Part numbers are quoted for reference purposes only.  
Our parts and accessories are not original.



**AVANT TRAIN 2RM  
FRONT AXLE 2WD**



	1	2	3	4	5
<b>Tracteurs Tractors</b>	<b>Support</b>	<b>Bague Bush</b>	<b>Bague Bush</b>	<b>Bague Bush</b>	<b>Jeu Set</b>
238, 248, 258, 268, 278, 288, 385, 395, 454, 464, 474, 475, 484, 485, 485XL, 495, 495XL, 574, 584, 585, 585XL, 595, 595XL, 674, 684, 685, 685XL, 695, 695XL, 784, 785, 785XL, 795, 795XL, 884, 885, 885XL, 895, 895XL, 995, 995XL 2400, 2500, 3210, 3220, 3230, 4210, 4220, 4230, 4240 C50, C60, C70, C80, C90, CX50, CX60, CX70, CX80, CX90, CX100 MX80C, MX90C, MX100C H84	<b>25/572-1</b> (405580R11)	<b>25/583-1</b> (379748R1)	<b>25/584-1</b> (405574R1) 26x29x34	<b>25/486-14</b> (405570R1) 51x54x48	<b>25/582-1</b> (2x25/584-1 +2x25/583-1 +2x25/486-14)

**DIRECTION  
STEERING**

	1	2	3
<b>Tracteurs Tractors</b>	<b>Boîtier dir. Steer. assy</b>	<b>Colonne Steering shaft</b>	<b>Arbre Shaft</b>
553, 654, 724, 824	<b>25/514-25</b> (3057159R92)	<b>25/530-25</b> (3058222R92)	<b>25/535-25</b> (3058229R92)



Les références des pièces sont indicatives.  
Nos pièces ne sont pas d'origine

Part numbers are quoted for reference purposes only.  
Our parts and accessories are not original.

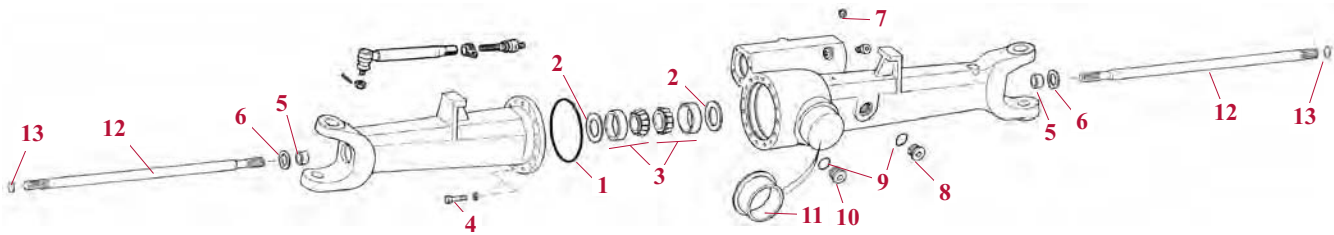




**PONT AVANT 4RM  
FRONT AXLE 4WD**

Pont avant ZF série 300 / 300 series ZF front axle

Balancier / Axle beam



	1	2			3	4	5	6
Tracteurs Tractors	Joint Gasket	Rondelle Ring			Roulement Bearing	Goujon Bolt	Bague Ring	Bague Oil seal
<b>APL325</b> 238, 248, 258, 385, 395, 485, 495, 495XL, 585, 585XL, 595, 595XL	<b>25/6409-9</b> (81279C1) Ø 160	<b>25/6411-2</b>	81269C1	0,50mm	<b>25/6412-11</b> (81277C1 +81278C1, 663557R1 +663558R1, 663556R91)	<b>25/6455-2</b> (81280C1, 628-14040) <b>M14x40</b> (B)	<b>25/6462-47</b> (81410C2) <b>37x41x26</b>	<b>25/6407-98</b> (81411C2) <b>52x37x14.2</b>
<b>APL330</b> 238, 248, 258, 268, 288, 385, 395, 485, 495, 585, 595, 685, 685XL, 695, 695XL, 743, 743S, 743XL, 745, 745S, 745XL, 785, 785XL, 795, 795XL, 844, 844S, 844XL, 845, 845XL, 856, 856XL, 885, 885XL, 895, 895XL, 985, 995, 995XL		<b>25/6411-3</b>	81257C1	0,60mm				
		<b>25/6411-4</b>	81258C1	0,70mm				
		<b>25/6411-5</b>	81270C1	0,75mm				
		<b>25/6411-6</b>	81259C1	0,80mm				
		<b>25/6411-7</b>	81271C1	0,85mm				
		<b>25/6411-8</b>	81260C1	0,90mm				
		<b>25/6411-9</b>	81272C1	0,95mm				
		<b>25/6411-10</b>	81261C1	1,00mm				
		<b>25/6411-11</b>	81273C1	1,05mm				
		<b>25/6411-12</b>	81262C1	1,10mm				
		<b>25/6411-13</b>	81274C1	1,15mm				
		<b>25/6411-14</b>	81263C1	1,20mm				
		<b>25/6411-15</b>	81275C1	1,25mm				
		<b>25/6411-16</b>	71264C1	1,30mm				
<b>25/6411-17</b>	81276C1	1,35mm						
<b>25/6411-18</b>	71265C1	1,40mm						
<b>25/6411-19</b>	81266C1	1,50mm						
<b>25/6411-20</b>	81267C1	1,60mm						
<b>25/6411-21</b>	81268C1	1,80mm						
<b>APL345</b> 956, 956XL, 1056, 1056XL	<b>25/6409-10</b> (81658C1)	<b>25/6411-22</b>	81645C1	0,50mm	<b>25/352-8</b> (3140666R91, K395027)	<b>25/6455-3</b> (934777R1, 626-16045) <b>M16x45</b>	<b>25/6462-49</b> (81287C1) <b>46x50x25</b>	<b>25/6407-99</b> (81288C1) <b>65x46x15.5</b>

	7	8	9	10	11	12	13
Tracteurs Tractors	Reniflard Valve	Bouchon Drain plug	Joint Seal	Bouchon Level plug	Support Support	Arbre Shaft	Circclip Circlip
<b>APL325</b> 238, 248, 258, 385, 395, 485, 495, 495XL, 585, 585XL, 595, 595XL	<b>25/6461-1</b> (1966149C2, 898138H1)	<b>25/6456-1</b> (905476R1, 119349A1, 898172H1, E135077)	<b>25/6457-1</b> (81284C1)	<b>25/6458-1</b> (81283C1)	<b>25/6464-1</b> (1964217C1) <b>177x117x52</b>	<b>25/6459-1</b> (81408C1, 1968451C1)	<b>25/6463-1</b> (81409C1)
<b>APL330</b> 238, 248, 258, 268, 288, 385, 395, 485, 495, 585, 595, 685, 685XL, 695, 695XL, 743, 743S, 743XL, 745, 745S, 745XL, 785, 785XL, 795, 795XL, 844, 844S, 844XL, 845, 845XL, 856, 856XL, 885, 885XL, 895, 895XL, 985, 995, 995XL							
<b>APL335</b> 248, 258, 268, 288, 385, 485, 585, 685, 685XL, 695, 695XL, 743, 743S, 743XL, 745, 745S, 745XL, 785, 785S, 785XL, 795, 795XL, 844, 844S, 844XL, 845, 845XL, 856, 856XL, 885, 885XL, 895, 985, 995, 995XL							
<b>APL345</b> 956, 956XL, 1056, 1056XL							

- (A) Autres dimensions sur demande / Other size on request
- (B) Sans blocage du différentiel / Without differential lock
- (C) Avec blocage du différentiel / With differential lock

Les références des pièces sont indicatives.  
Nos pièces ne sont pas d'origine

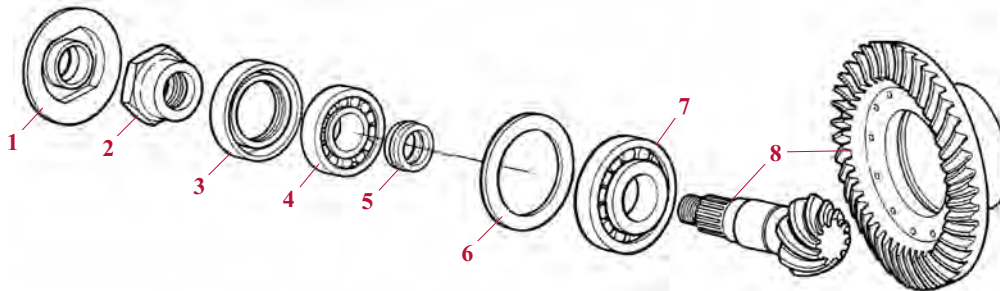
Part numbers are quoted for reference purposes only.  
Our parts and accessories are not original.



PONT AVANT 4RM  
FRONT AXLE 4WD

Pont avant ZF série 300 / 300 series ZF front axle

Entrée du différentiel / Differential input



	1	2	3	4	5	6	7	8
Tracteurs Tractors	Rondelle Tab washer	Ecrou Nut	Bague Oil seal	Roulement Bearing	Bague Bush	Epaisseur Shim	Roulement Bearing	Couple conique Wheel & pinion
<b>APL325</b> 238, 248, 258, 385, 395, 485, 495, 495XL, 585, 585XL, 595, 595XL								
<b>APL330</b> 238, 248, 258, 268, 288, 385, 395, 485, 495, 585, 595, 685, 685XL, 695, 695XL, 743, 743S, 743XL, 745, 745S, 745XL, 785, 785XL, 795, 795XL, 844, 844S, 844XL, 845, 845XL, 856, 856XL, 885, 885XL, 895, 895XL, 985, 995, 995XL	<b>25/359-3</b> (81398C1, 1349126C1) 89x27.4x18	<b>25/346-13</b> (81397C1)	<b>25/355-15</b> (1349125C1, 81396C1) 68x45x10	<b>25/354-10</b> (3404470R1 +81395C1, 400983R91 +53074R1, 871241R91, 530741R1, 400982R91) 64x30x22.5	<b>25/361-6</b> (81380C1) 11.0mm <b>25/361-7</b> (81385C1) 11.5mm <b>25/361-8</b> (81390C1) 12.0mm	<b>25/355-16</b> (81369C1) 1mm	<b>25/353-28</b> (131312C1, 81379C1+ 871245R1)	<b>25/341-28</b> (1997719C1, 81365C1)
<b>APL335</b> 248, 258, 268, 288, 385, 485, 585, 685, 685XL, 695, 695XL, 743, 743S, 743XL, 745, 745S, 745XL, 785, 785S, 785XL, 795, 795XL, 844, 844S, 844XL, 845, 845XL, 856, 856XL, 885, 885XL, 895, 985, 995, 995XL	<b>25/359-4</b> (81235C1)	<b>25/346-14</b> (81234C1)	<b>25/355-17</b> (81233C1)	<b>25/354-34</b> (81231C1+ 81232C1, 671033R1+ 671032R1)	<b>25/361-9</b> (81216C1) 11.0mm <b>25/361-10</b> (81221C1) 11.5mm <b>25/361-11</b> (81226C1) 12.0mm	<b>25/355-18</b> (81203C1) 1mm	<b>25/353-29</b> (81214C1+ 81215C1, 455386C1+ 455387C91)	<b>25/341-29</b> (81196C1) Std <b>25/341-30</b> (80951C1) Renforcé Heavy duty
<b>APL345</b> 956, 956XL, 1056, 1056XL	<b>25/359-5</b> (81617C1)	<b>25/346-15</b> (81616C1)	<b>25/355-3</b> (81615C1, 3147195R91) 80x50x10	<b>25/354-35</b> (871245R1+ 81614C1, 871245R1+ 871244R1)	<b>25/361-12</b> (81599C1) 11.0mm <b>25/361-13</b> (81604C1) 11.5mm <b>25/361-14</b> (81609C1) 12.0mm	<b>25/355-19</b> (81593C1) 0.75mm <b>25/355-20</b> (81576C1) 1.00mm <b>25/355-21</b> (81586C1) 1.50mm	<b>25/353-30</b> (81597C1+ 81598C1)	<b>25/341-31</b> (81575C1)

Les références des pièces sont indicatives.  
Nos pièces ne sont pas d'origine

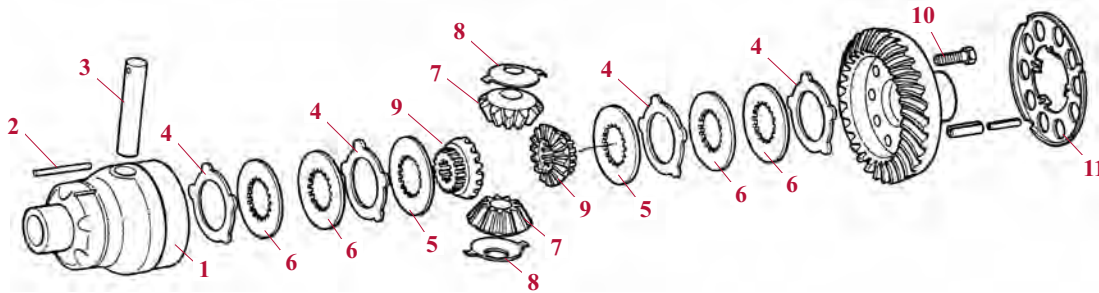
Part numbers are quoted for reference purposes only.  
Our parts and accessories are not original.



PONT AVANT 4RM  
FRONT AXLE 4WD

Pont avant ZF série 300 / 300 series ZF front axle

Différentiel / Differential



	1	2	3	4	5	6
Tracteurs Tractors	Carter Casing	Goupille Pin	Axe Axle	Disque Plate	Epaisseur Shim	Disque Plate
<b>APL325</b> 238, 248, 258, 385, 395, 485, 495, 495XL, 585, 585XL, 595, 595XL	25/327-1 (81441C1)	25/351-8 (932183R1)	25/351-9 (81252C1)	25/316-51 (818238C1) 1.2mm	25/350-14 (81243C1) 3.0mm (A)	25/317-51 (81242C1)
25/316-52 (818239C1) 1.1mm						
25/316-53 (818240C1) 1.3mm						
<b>APL330</b> 238, 248, 258, 268, 288, 385, 395, 485, 495, 585, 595, 685, 685XL, 695, 695XL, 743, 743S, 743XL, 745, 745S, 745XL, 785, 785XL, 795, 795XL, 844, 844S, 844XL, 845, 845XL, 856, 856XL, 885, 885XL, 895, 895XL, 985, 995, 995XL	25/327-2 (81237C1)			25/316-54 (818241C1) 1.4mm		
<b>APL335</b> 248, 258, 268, 288, 385, 485, 585, 685, 685XL, 695, 695XL, 743, 743S, 743XL, 745, 745S, 745XL, 785, 785S, 785XL, 795, 795XL, 844, 844S, 844XL, 845, 845XL, 856, 856XL, 885, 885XL, 895, 985, 995, 995XL				25/327-3 (81715C1)		
<b>APL345</b> 956, 956XL, 1056, 1056XL	25/316-20 (3223459R1) 1.3mm	25/316-56 (81619C1) 1.4mm				

	7	8	9	10	11
Tracteurs Tractors	Pignon Gear	Rondelle Thrust washer	Planétaire Planetary gear	Boulon Nut	Plaque Cover
<b>APL325</b> 238, 248, 258, 385, 395, 485, 495, 495XL, 585, 585XL, 595, 595XL	25/348-8 (81403C1, 81250C1) z=11	25/347-7 (81251C1, 80954C1, 81402C1)	25/349-17 (C) (81442C1) z=16	25/343-3 (931369R1, 626-10028) M10x28	25/328-1 (81253C1)
<b>APL330</b> 238, 248, 258, 268, 288, 385, 395, 485, 495, 585, 595, 685, 685XL, 695, 695XL, 743, 743S, 743XL, 745, 745S, 745XL, 785, 785XL, 795, 795XL, 844, 844S, 844XL, 845, 845XL, 856, 856XL, 885, 885XL, 895, 895XL, 985, 995, 995XL			25/349-18 (B) (81401C1)		
<b>APL335</b> 248, 258, 268, 288, 385, 485, 585, 685, 685XL, 695, 695XL, 743, 743S, 743XL, 745, 745S, 745XL, 785, 785S, 785XL, 795, 795XL, 844, 844S, 844XL, 845, 845XL, 856, 856XL, 885, 885XL, 895, 985, 995, 995XL			25/349-19 (81249C1)		
<b>APL345</b> 956, 956XL, 1056, 1056XL			25/349-20 (81629C1) z=16		

- (A) Autres épaisseurs sur demande / Other thickness on request
- (B) Sans blocage du différentiel / Without differential lock
- (C) Avec blocage du différentiel / With differential lock

Les références des pièces sont indicatives.  
Nos pièces ne sont pas d'origine

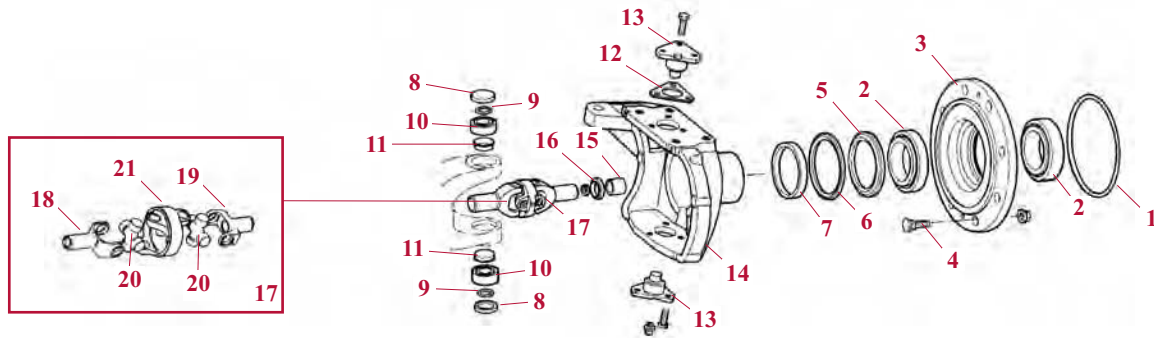
Part numbers are quoted for reference purposes only.  
Our parts and accessories are not original.



PONT AVANT 4RM  
FRONT AXLE 4WD

Pont avant ZF série 300 / 300 series ZF front axle

Carter du moyeu / Hub carrier



Tracteurs Tractors	1 Joint O-ring	2 Roulement Bearing	3 Moyeu Hub	4 Boulon Nut	5 Bague Oil seal	6 Bague Oil seal	7 Bague Oil seal
<b>APL325</b> 238, 248, 258, 385, 395, 485, 495, 495XL, 585, 585XL, 595, 595XL				25/440-63 (581317C1, 3230878R1)			
<b>APL330</b> 238, 248, 258, 268, 288, 385, 395, 485, 495, 585, 595, 685, 685XL, 695, 695XL, 743, 743S, 743XL, 745, 745S, 745XL, 785, 785XL, 795, 795XL, 844, 844S, 844XL, 845, 845XL, 856, 856XL, 885, 885XL, 895, 895XL, 985, 995, 995XL	25/6436-4 (81313C1) 200x3	25/6410-41 (81312C2, 1966169C1) 95x135x20	25/6415-7 (81308C1)		25/6408-78 (1964235C1, 81310C1) 122x150x13	25/6417-9 (81311C1)	25/6417-10 (81309C1) 122x150x13
<b>APL335</b> 248, 258, 268, 288, 385, 485, 585, 685, 685XL, 695, 695XL, 743, 743S, 743XL, 745, 745S, 745XL, 785, 785S, 785XL, 795, 795XL, 844, 844S, 844XL, 845, 845XL, 856, 856XL, 885, 885XL, 895, 985, 995, 995XL							
<b>APL345</b> 956, 956XL, 1056, 1056XL	25/6436-5 (81677C1) 200x4	25/6410-42 (81676C1, K395101) 109x158x24	25/6415-8 (81672C1)			25/6408-19 (1964236C1) 137x165x13	

Tracteurs Tractors	8 Chapeau Cap	9 O-ring O-ring	10 Roulement Bearing	11 Chapeau Cap	12 Epaisseur Shim	13 Pivot Pivot pin
<b>APL325</b> 238, 248, 258, 385, 395, 485, 495, 495XL, 585, 585XL, 595, 595XL					25/6453-98 81426C1 25/6453-99 81420C1 25/6453-100 81427C1	
<b>APL330</b> 238, 248, 258, 268, 288, 385, 395, 485, 495, 585, 595, 685, 685XL, 695, 695XL, 743, 743S, 743XL, 745, 745S, 745XL, 785, 785XL, 795, 795XL, 844, 844S, 844XL, 845, 845XL, 856, 856XL, 885, 885XL, 895, 895XL, 985, 995, 995XL	25/6425-7 (81418C1)	25/6452-23 (81419C1) 40x2	25/6451-23 (81416C1+ 81417C1, 1342525C2) 22x47x15	25/6425-9 (81415C1) Ø40x11	25/6453-101 81421C1 25/6453-102 81422C1 25/6453-103 81423C1 25/6453-104 81424C1 25/6453-105 81425C1	25/6450-62 (81428C1) Ø22-42
<b>APL335</b> 248, 258, 268, 288, 385, 485, 585, 685, 685XL, 695, 695XL, 743, 743S, 743XL, 745, 745S, 745XL, 785, 785S, 785XL, 795, 795XL, 844, 844S, 844XL, 845, 845XL, 856, 856XL, 885, 885XL, 895, 985, 995, 995XL	25/6425-8 (81295C1)	25/6452-63 (81296C1, 3147244R1) 48x3	25/6451-24 (81294C1) 25x52x19	25/6425-10 (81293C1) Ø41x9	25/6453-110 81303C1 25/6453-111 81297C1 25/6453-112 81304C1 25/6453-113 81298C1 25/6453-114 81299C1 25/6453-116 81301C1 25/6453-117 81302C1	25/6450-74 (81305C1) Ø25-48
<b>APL345</b> 956, 956XL, 1056, 1056XL	25/6425-1 (81668C1, 3147243R1)	25/6452-24 (81669C1) 48x3.5	25/6451-1 (3404788R91 +3404787R91, 3147242R91+ 3147241R1) 25.5x57	25/6425-11 (81667C1) Ø45x9		25/6450-31 (81670C1) Ø28-48

Les références des pièces sont indicatives.  
Nos pièces ne sont pas d'origine

Part numbers are quoted for reference purposes only.  
Our parts and accessories are not original.



"THE RELIABLE SERVICE"

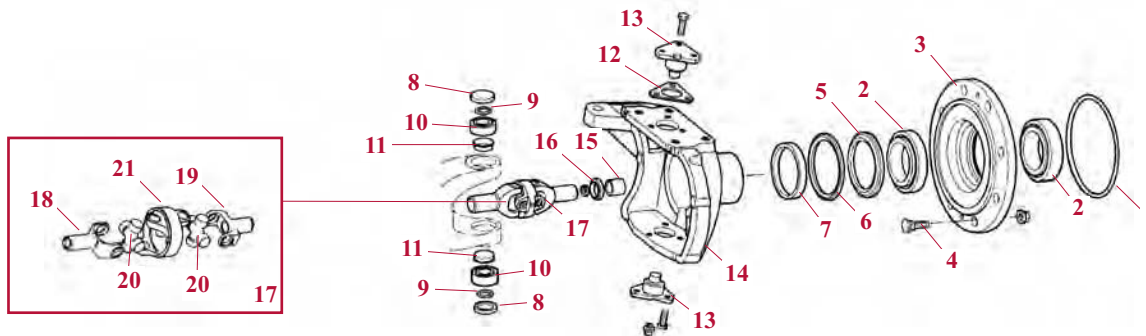




PONT AVANT 4RM  
FRONT AXLE 4WD

Pont avant ZF série 300 / 300 series ZF front axle

Carter du moyeu / Hub carrier



	14	15	16	17	18	19	20	21
Tracteurs Tractors	Porte moyeu Hub carrier	Bague Ring	Bague Oil seal	Joint compl. Compl. joint	Fourche int. Inner yoke	Fourche ext. Outer yoke	Croisillon U-joint	Pièce centrale Fork
<b>APL325</b> 238, 248, 258, 385, 395, 485, 495, 495XL, 585, 585XL, 595, 595XL	<b>25/6400-17</b> (81413C1) (G/LH) <b>25/6400-18</b> (81414C1) (D/RH)	<b>25/6462-48</b> (81429C2) 37x41x32	<b>25/6407-98</b> (81411C2)	<b>25/6402-32</b> (81430C1, 1968450C1)	<b>25/6405-63</b> (1342713C1)	<b>25/6405-64</b> (1342712C1)	<b>25/6403-14</b> (1342711C1, 1342715C1)	<b>25/6404-10</b> (1342710C1)
<b>APL330</b> 238, 248, 258, 268, 288, 385, 395, 485, 495, 585, 595, 685, 685XL, 695, 695XL, 743, 743S, 743XL, 745, 745S, 745XL, 785, 785XL, 795, 795XL, 844, 844S, 844XL, 845, 845XL, 856, 856XL, 885, 885XL, 895, 895XL, 985, 995, 995XL								
<b>APL335</b> 248, 258, 268, 288, 385, 485, 585, 685, 685XL, 695, 695XL, 743, 743S, 743XL, 745, 745S, 745XL, 785, 785S, 785XL, 795, 795XL, 844, 844S, 844XL, 845, 845XL, 856, 856XL, 885, 885XL, 895, 985, 995, 995XL	<b>25/6400-9</b> (81291C1) (G/LH) <b>25/6400-10</b> (81292C1) (D/RH)	<b>25/6462-8</b> (81306C1) 46x50x30	<b>25/6407-99</b> (81288C2)	<b>25/6402-33</b> (81307C1, 1968452C1)	<b>25/6405-9</b> (1342716C1)	<b>25/6405-8</b> (1342717C1)		
<b>APL335HD</b> 743, 743XL, 745S, 745XL, 844S, 844XL, 845, 845XL, 856XL							<b>25/6403-121</b> (1342705C1)	
<b>APL345</b> 956, 956XL, 1056, 1056XL	<b>25/6400-19</b> (81666C1) (G/LH) <b>25/6400-20</b> (81665C1) (D/RH)	<b>25/6462-8</b> (81306C1) 46x50x30	<b>25/6407-99</b> (81288C2)	<b>25/6402-34</b> (81671C1)	<b>25/6405-66</b> (1342721C1)	<b>25/6405-67</b> (1342720C1)	<b>25/6403-95</b> (1342708C1)	<b>25/6404-11</b> (1342707C1)
	<b>25/6402-35</b> (1968454C1, 81671C1)			<b>25/6403-96</b> (1342719C1)			<b>25/6404-12</b> (1342718C1)	

Jeu de réparation renforcé / Heavy duty repair kit



4x8+4x9+4x10+4x11+4x12+4x13

Tracteurs Tractors	Jeu Kit
<b>APL325</b> 238, 248, 258, 385, 395, 485, 495, 495XL, 585, 585XL, 595, 595XL	<b>25/6467-1</b> (1964232C1)
<b>APL330</b> 238, 248, 258, 268, 288, 385, 395, 485, 495, 585, 595, 685, 685XL, 695, 695XL, 743, 743S, 743XL, 745, 745S, 745XL, 785, 785XL, 795, 795XL, 844, 844S, 844XL, 845, 845XL, 856, 856XL, 885, 885XL, 895, 895XL, 985, 995, 995XL	
<b>APL335</b> 248, 258, 268, 288, 385, 485, 585, 685, 685XL, 695, 695XL, 743, 743S, 743XL, 745, 745S, 745XL, 785, 785S, 785XL, 795, 795XL, 844, 844S, 844XL, 845, 845XL, 856, 856XL, 885, 885XL, 895, 985, 995, 995XL	<b>25/6467-2</b> (1964233C1)
<b>APL345</b> 956, 956XL, 1056, 1056XL	<b>25/6467-3</b> (1964234C1)

Les références des pièces sont indicatives.  
Nos pièces ne sont pas d'origine

Part numbers are quoted for reference purposes only.  
Our parts and accessories are not original.

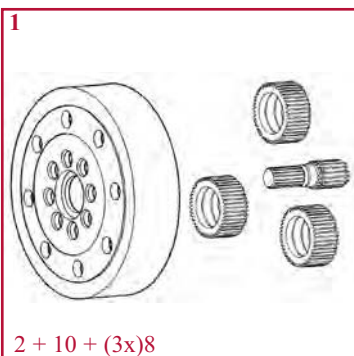




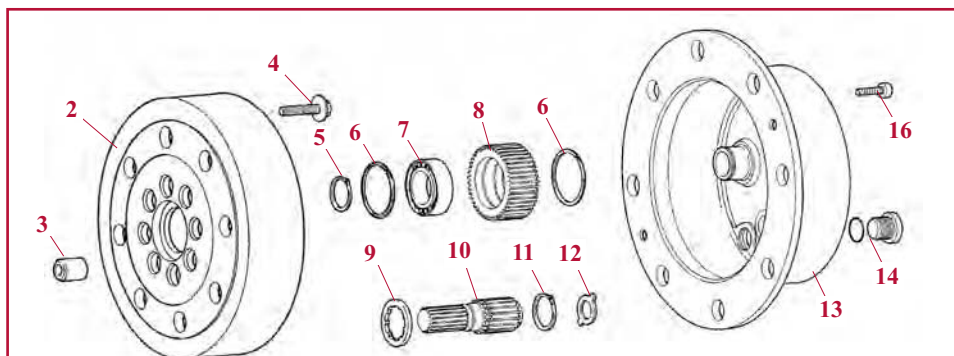
**PONT AVANT 4RM**  
**FRONT AXLE 4WD**

**Pont avant ZF série 300 / 300 series ZF front axle**

**Réducteur / Planetary reduction**



2 + 10 + (3x)8



	1	2	3	4	5	6	7	8	9
Tracteurs Tractors	Kit Kit	Carter Support	Ecrou Nut	Boulon Bolt	Circlip Circlip	Rondelle Washer	Roulement Bearing	Planétaire Planetary	Rondelle Washer
<b>APL325</b> 238, 248, 258, 385, 395, 485, 495, 495XL, 585, 585XL, 595, 595XL	72/6428-1KT	25/6430-23 (81452C1)						25/6431-21 (81455C1, 4472351134)	
<b>APL330</b> 238, 248, 258, 268, 288, 385, 395, 485, 495, 585, 595, 685, 685XL, 695, 695XL, 743, 743S, 743XL, 745, 745S, 745XL, 785, 785XL, 795, 795XL, 844, 844S, 844XL, 845, 845XL, 856, 856XL, 885, 885XL, 895, 895XL, 985, 995, 995XL	72/6428-2KT	25/6430-10 (81434C1)	25/6446-1 (81431C1)	25/6445-1 (81432C1)					25/452-19 (81436C1)
<b>APL335</b> 248, 258, 268, 288, 385, 485, 585, 685, 685XL, 695, 695XL, 743, 743S, 743XL, 745, 745S, 745XL, 785, 785S, 785XL, 795, 795XL, 844, 844S, 844XL, 845, 845XL, 856, 856XL, 885, 885XL, 895, 985, 995, 995XL	72/6428-3KT (81318C1)	25/6430-4 (81319C1)			25/384-10 (933086R1, 800-1130)	25/384-9 (81327C1)	25/6433-12 (81326C1)	25/6431-8 (81325C1)	25/452-20 (81321C1) <i>Ext. / Outer</i> 25/452-21 (81322C1) <i>Int. / Inner</i>
<b>APL345</b> 956, 956XL, 1056, 1056XL	72/6428-4KT (81713C1)	25/6430-24 (81682C1)						25/6431-22 (81688C1)	25/452-23 (81684C1) <i>Ext. / Outer</i> 25/452-22 (81685C1) <i>Int. / Inner</i>

Les références des pièces sont indicatives.  
Nos pièces ne sont pas d'origine

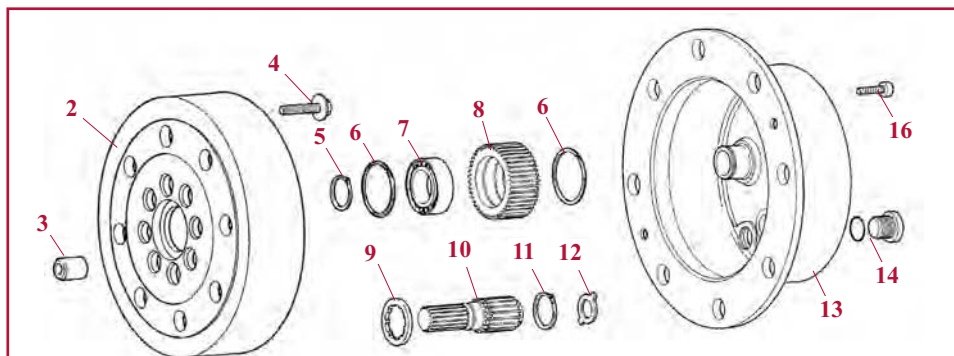
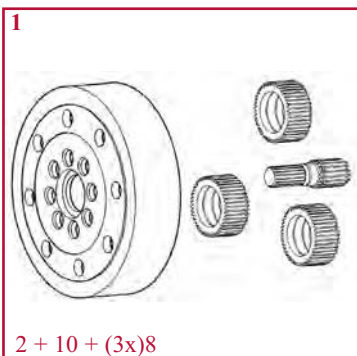
Part numbers are quoted for reference purposes only.  
Our parts and accessories are not original.



PONT AVANT 4RM  
FRONT AXLE 4WD

Pont avant ZF série 300 / 300 series ZF front axle

Réducteur / Planetary reduction



	10	11	12			13	14	15	16
Tracteurs Tractors	Pign. centr. Sun gear	Circlip Circlip	Rondelle Thrust washer			Boîtier Housing	O-ring O-ring	Bouchon Plug	Boulon Bolt
<b>APL325</b> 238, 248, 258, 385, 395, 485, 495, 495XL, 585, 585XL, 595, 595XL	<b>25/6406-26</b> (81453C1)					<b>25/6401-17</b> (81454C1)			
<b>APL330</b> 238, 248, 258, 268, 288, 385, 395, 485, 495, 585, 595, 685, 685XL, 695, 695XL, 743, 743S, 743XL, 745, 745S, 745XL, 785, 785XL, 795, 795XL, 844, 844S, 844XL, 845, 845XL, 856, 856XL, 885, 885XL, 895, 895XL, 985, 995, 995XL	<b>25/6406-8</b> (81435C1)	<b>25/6434-18</b> (933113R1, 800-5135)	<b>25/6437-1</b> <b>25/6437-2</b> <b>25/6437-3</b> <b>25/6437-4</b> <b>25/6437-5</b> <b>25/6437-6</b>	81331C1 81328C1 81332C1 81329C1 81333C1 81330C1	1,0mm 1,5mm 1,7mm 2,0mm 2,2mm 2,5mm	<b>25/6401-18</b> (81437C1)	<b>25/6438-2</b> (A52097)	<b>25/6438-1</b> (933799R1)	<b>25/6439-1</b> (81334C1)
<b>APL335</b> 248, 258, 268, 288, 385, 485, 585, 685, 685XL, 695, 695XL, 743, 743S, 743XL, 745, 745S, 745XL, 785, 785S, 785XL, 795, 795XL, 844, 844S, 844XL, 845, 845XL, 856, 856XL, 885, 885XL, 895, 985, 995, 995XL	<b>25/6406-9</b> (81320C1)	<b>25/6434-22</b> (81323C1)				<b>25/6401-19</b> (81324C1)			
<b>APL345</b> 956, 956XL, 1056, 1056XL	<b>25/6406-27</b> (81683C1)	<b>25/6434-23</b> (81686C1)	<b>25/6437-7</b> <b>25/6437-8</b> <b>25/6437-9</b>	81689C1 81690C1 81692C1	1,5mm 2,0mm 3,0mm	<b>25/6401-20</b> (81687C1)	<b>25/6438-4</b> (81695C1)	<b>25/6438-3</b> (934221R1, A48885)	

Les références des pièces sont indicatives.  
Nos pièces ne sont pas d'origine

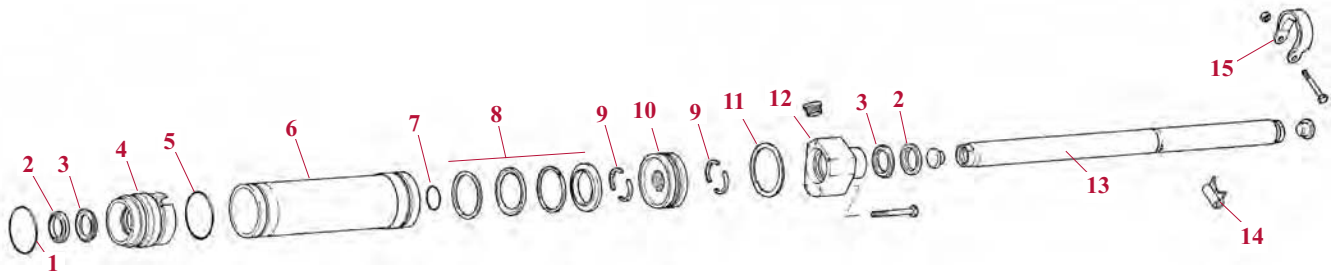
Part numbers are quoted for reference purposes only.  
Our parts and accessories are not original.



PONT AVANT 4RM  
FRONT AXLE 4WD

Pont avant ZF série 300 / 300 series ZF front axle

Cylindre / Cylinder



	1	2	3	4	5	6	7	8
Tracteurs Tractors	O-ring O-ring	Joint Seal	Cale Shim	Guide Guide	Joint Seal	Cylindre Cylindre	Joint Seal	Joint Seal
<b>APL325</b> 238, 248, 258, 385, 395, 485, 495, 495XL, 585, 585XL, 595, 595XL	25/6580-1 (81339C1)	25/6581-1 (81698C1, 81340C1)	25/6582-1 (81341C1)	25/579-10 (81338C1)	25/6583-1 (1337C1)	25/6584-1 (81336C1)	25/6585-1 (81345C1)	25/585-40 (81346C1 +81347C1 +1975682C1 +1975680C1)
<b>APL330</b> 238, 248, 258, 268, 288, 385, 395, 485, 495, 585, 595, 685, 685XL, 695, 695XL, 743, 743S, 743XL, 745, 745S, 745XL, 785, 785XL, 795, 795XL, 844, 844S, 844XL, 845, 845XL, 856, 856XL, 885, 885XL, 895, 895XL, 985, 995, 995XL								
<b>APL335</b> 248, 258, 268, 288, 385, 485, 585, 685, 685XL, 695, 695XL, 743, 743S, 743XL, 745, 745S, 745XL, 785, 785S, 785XL, 795, 795XL, 844, 844S, 844XL, 845, 845XL, 856, 856XL, 885, 885XL, 895, 985, 995, 995XL								
<b>APL345</b> 956, 956XL, 1056, 1056XL				25/579-11 (81697C1)		25/6584-2 (81696C1)		

	9	10	11	12	13	14	15
Tracteurs Tractors	Bague Split ring	Piston Piston	Joint Seal	Guide Guide	Axe Rod	Bague Stop bush	Plaque Stop plate
<b>APL325</b> 238, 248, 258, 385, 395, 485, 495, 495XL, 585, 585XL, 595, 595XL	25/6587-1 (1975681C1)	25/6586-1 (1975679C1)	25/6590-1 (81348C1)	25/6589-1 (81358C1)	25/6592-1 (1975596C1)	25/6588-1 (81361C1)	25/6591-1 (99094C1)
<b>APL330</b> 238, 248, 258, 268, 288, 385, 395, 485, 495, 585, 595, 685, 685XL, 695, 695XL, 743, 743S, 743XL, 745, 745S, 745XL, 785, 785XL, 795, 795XL, 844, 844S, 844XL, 845, 845XL, 856, 856XL, 885, 885XL, 895, 895XL, 985, 995, 995XL							
<b>APL335</b> 248, 258, 268, 288, 385, 485, 585, 685, 685XL, 695, 695XL, 743, 743S, 743XL, 745, 745S, 745XL, 785, 785S, 785XL, 795, 795XL, 844, 844S, 844XL, 845, 845XL, 856, 856XL, 885, 885XL, 895, 985, 995, 995XL							
<b>APL345</b> 956, 956XL, 1056, 1056XL				25/6589-2 (81700C1)			

Les références des pièces sont indicatives.  
Nos pièces ne sont pas d'origine

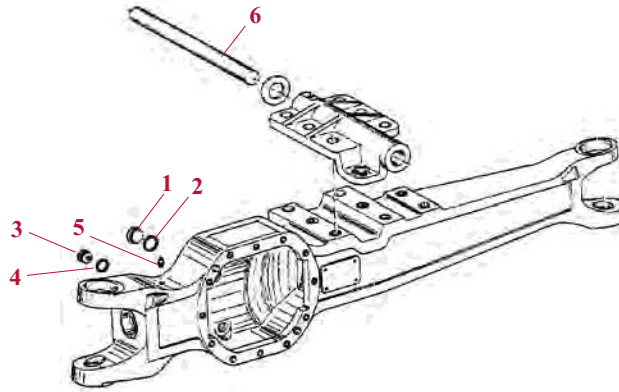
Part numbers are quoted for reference purposes only.  
Our parts and accessories are not original.



**PONT AVANT 4RM  
FRONT AXLE 4WD**

**Pont avant ZF série 1000 / 1000 series ZF front axle**

**Balancier / Axle beam**



	1	2	3	4	5	6
Tracteurs Tractors	Bouchon Cap	Joint O-Ring	Bouchon Cap	Joint O-Ring	Reniflard Valve	Pivot Trunion pin
<b>APL1251</b> 533, 540, 633, 640, 733, 740, 833, 840, 940	<b>25/6456-2</b> (933799R1) M24	<b>25/6457-2</b> (933709R1, A48812)	<b>25/6458-2</b> (3216584R1) M18	<b>25/6457-3</b> (933222R1, 3051337R1)	<b>25/6461-1</b> (1966149C2, 898138H1)	<b>25/485-21</b> (3140082R1) Ø 40mm
<b>APL1351</b> 485XL, 585XL, 644, 743, 743XL, 744, 745S, 745XL, 785XL, 844, 844S, 844XL, 856XL, 885XL						
<b>APL1551</b> 644, 744, 844, 844S	<b>25/6456-3</b> (934221R1, A48885) M30	<b>25/6457-4</b> (3052681R1)	<b>25/6456-1</b> (119349A1, 898172H1) M24	<b>25/6457-1</b> (81284C1)		
<b>APL1552</b> 955, 955XL, 956, 956XL, 1055, 1055XL, 1056, 1056XL						

Les références des pièces sont indicatives.  
Nos pièces ne sont pas d'origine

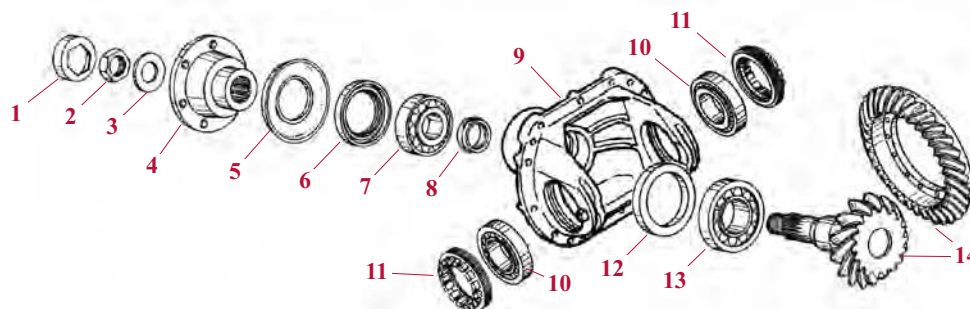
Part numbers are quoted for reference purposes only.  
Our parts and accessories are not original.



PONT AVANT 4RM  
FRONT AXLE 4WD

Pont avant ZF série 1000 / 1000 series ZF front axle

Entrée du différentiel / Differential input



	1	2	3	4	5	6	7
Tracteurs Tractors	Rondelle Tab washer	Ecrou Nut	Rondelle Tab washer	Flasque Flange	Protection Seal cover	Bague Oil seal	Roulement Bearing
<b>APL1251</b> 533, 540, 633, 640, 733, 740, 833, 840, 940				<b>25/345-1 (B)</b> (3216553R1) <b>25/345-7 (C)</b> (3404786R91)	<b>25/355-22</b> (3216554R1)	<b>25/355-2</b> (3146754R1, 3140610R1)	<b>25/354-10</b> (530741R1+ 871241R91, 3404470R1+ 871241R91, 400983R91, 530741R1)
<b>APL1351</b> 485XL, 585XL, 644, 743, 743XL, 744, 745S, 745XL, 785XL, 844, 844S, 844XL, 856XL, 885XL		<b>25/346-2</b> (934649R1, 3134319R1)	<b>25/346-7</b> (3216566R1)	<b>25/345-2</b> (3230273R1)			
<b>APL1551</b> 644, 744, 844, 844S	<b>25/346-5</b> (3147197R1)	<b>25/346-3</b> (934262R1)	<b>25/346-8</b> (3147196R1)	<b>25/345-3</b> (3147225R1)	<b>25/355-24</b> (3147226R1)	<b>25/355-3</b> (3147195R91)	<b>25/354-11</b> (131312C1+ 871244R1)
<b>APL1552</b> 955, 955XL, 956, 956XL, 1055, 1055XL, 1056, 1056XL							

	8	9	10	11	12	13	14
Tracteurs Tractors	Bague Bush	Carter Casing	Roulement Bearing	Ecrou Nut	Epaisseur Shim	Roulement Bearing	Couple conique Wheel & pinion
<b>APL1251</b> 533, 540, 633, 640, 733, 740, 833, 840, 940	<b>25/361-1</b> (3216560R1)	<b>25/6400-21</b> (3216559R1)	<b>25/352-7</b> (3216713R91, 1964245C1, 1966043C1)	<b>25/365-1</b> (3216565R1)	<b>25/355-23</b> (3216564R1) <b>0.1mm (A)</b>	<b>25/353-8</b> (197608R1+ 313814R91)	<b>25/341-11</b> (3216552R92)
<b>APL1351</b> 485XL, 585XL, 644, 743, 743XL, 744, 745S, 745XL, 785XL, 844, 844S, 844XL, 856XL, 885XL							
<b>APL1551</b> 644, 744, 844, 844S	<b>25/361-2</b> (3223198R1)	<b>25/6400-72</b> (3147188R1)	<b>25/352-8</b> (3140666R91, K395027)	<b>25/365-2</b> (3147194R1)	<b>25/355-25</b> (3147192R1) <b>0.1mm (A)</b>	<b>25/353-9</b> (170234R1+ 392679R91)	<b>25/341-13</b> (3223199R1)
<b>APL1552</b> 955, 955XL, 956, 956XL, 1055, 1055XL, 1056, 1056XL							

(A) Autres épaisseurs sur demande / Other thickness on request  
(B) Sans blocage du différentiel / Without differential lock  
(C) Avec blocage du différentiel / With differential lock

Les références des pièces sont indicatives.  
Nos pièces ne sont pas d'origine

Part numbers are quoted for reference purposes only.  
Our parts and accessories are not original.



"THE RELIABLE SERVICE"

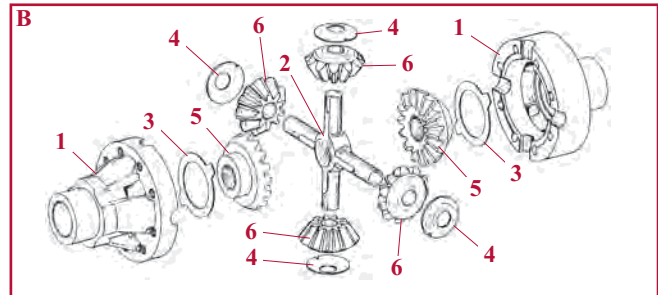
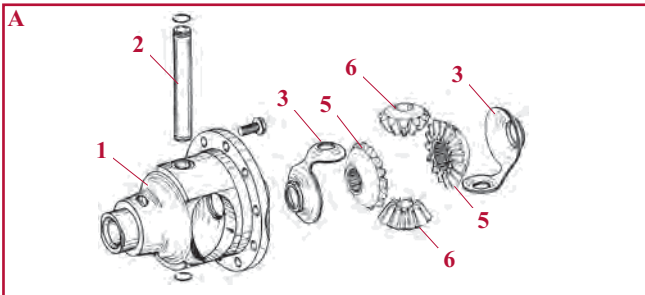




**PONT AVANT 4RM  
FRONT AXLE 4WD**

**Pont avant ZF série 1000 / 1000 series ZF front axle**

**Différentiel / Differential**



		1	2	3	4	5	6
Tracteurs Tractors	Type Type	Carter Casing	Axe Axle	Rondelle Thrust washer	Rondelle Thrust washer	Pignon Gear	Pignon Gear
<b>Sans blocage du différentiel / Less differential lock</b>							
<b>APL1251</b> 533, 540, 633, 640, 733, 740, 833, 840, 940	<b>A</b>	<b>25/327-4</b> (3216568R1, 3230254R1)	<b>25/351-3</b> (3216569R1)	<b>25/350-7</b> (3216572R1)		<b>25/349-15</b> (3216570R1)	<b>25/348-5</b> (3230284R1, 3147201R1)
<b>APL1351</b> 485XL, 585XL, 644, 743, 743XL, 744, 745S, 745XL, 785XL, 844, 844S, 844XL, 856XL, 885XL			<b>25/351-4</b> (3230255R1)	<b>25/350-4</b> (3230258R1)		<b>25/349-9</b> (3230256R1)	<b>25/348-4</b> (3230257R1)
<b>APL1551</b> 644, 744, 844, 844S	<b>B</b>	<b>25/327-6</b> (3147198R1, 3230291R1)	<b>25/351-5</b> (3147202R1)	<b>25/350-5</b> (3147203R1)	<b>25/347-4</b> (3147204R1)	<b>25/349-10</b> (3230292R1)	<b>25/348-5</b> (3230284R1, 3147201R1)
<b>APL1552</b> 955, 955XL, 956, 956XL, 1055, 1055XL, 1056, 1056XL							

Les références des pièces sont indicatives.  
Nos pièces ne sont pas d'origine

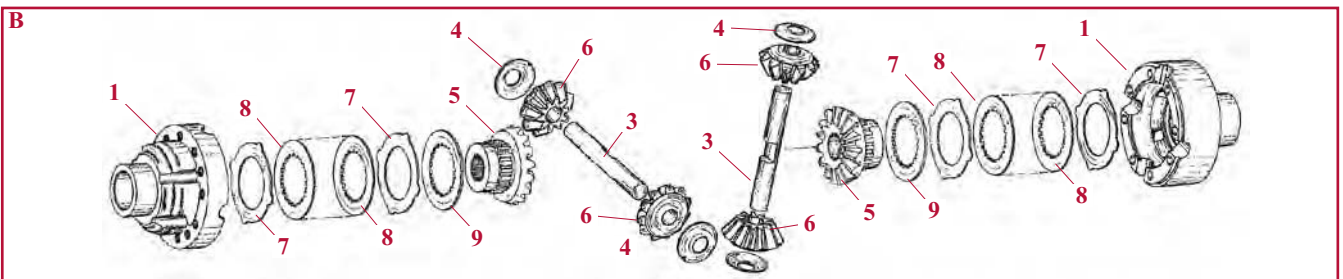
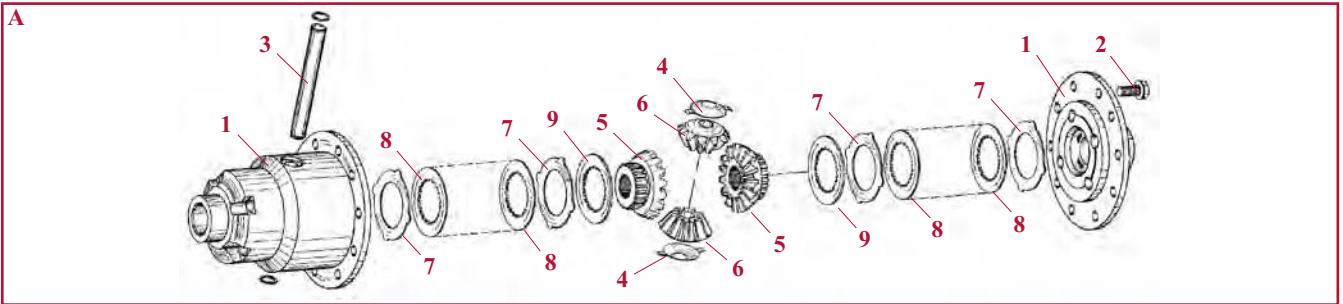
Part numbers are quoted for reference purposes only.  
Our parts and accessories are not original.



PONT AVANT 4RM  
FRONT AXLE 4WD

Pont avant ZF série 1000 / 1000 series ZF front axle

Différentiel / Differential



Tracteurs Tractors	Type Type	1 Carter Casing	2 Boulon Bolt	3 Axe Axle	4 Rondelle Thrust washer	5 Pignon Gear	6 Pignon Gear
<b>Avec blocage du différentiel / With differential lock</b>							
<b>APL1251</b> 533, 540, 633, 640, 733, 740, 833, 840, 940	A	25/327-5 (3230282R1)	25/343-5 (3230285R1)	25/351-3 (3216569R1)	25/347-4 (3147204R1)	25/349-12 (3230283R1)	25/348-5 (3230284R1)
<b>APL1351</b> 485XL, 585XL, 644, 743, 743XL, 744, 745S, 745XL, 785XL, 844, 844S, 844XL, 856XL, 885XL						25/349-13 (3230320R1)	
<b>APL1551</b> 644, 744, 844, 844S	B	25/327-7 (3223458R1)	25/343-6 (934998R1)	25/351-5 (3147202R1)	25/347-4 (3147204R1)	25/349-13 (3230320R1)	25/348-5 (3230284R1)
<b>APL1552</b> 955, 955XL, 956, 956XL, 1055, 1055XL, 1056, 1056XL		25/327-6 (3230291R1)					

Tracteurs Tractors	Type Type	7 Disque Plate	8 Disque Plate	9 Epaisseur Shim
<b>Avec blocage du différentiel / With differential lock</b>				
<b>APL1251</b> 533, 540, 633, 640, 733, 740, 833, 840, 940	A	25/316-20 (3223459R1)	25/317-19 (3223460R1)	25/350-8 (3223463R1) Ep./ Thick. 2.8mm
<b>APL1351</b> 485XL, 585XL, 644, 743, 743XL, 744, 745S, 745XL, 785XL, 844, 844S, 844XL, 856XL, 885XL				25/350-9 (3223462R1) Ep./ Thick. 2.9mm
<b>APL1551</b> 644, 744, 844, 844S,	B	25/316-20 (3223459R1)	25/317-19 (3223460R1)	25/350-10 (3223461R1) Ep./ Thick. 3.0mm
<b>APL1552</b> 955, 955XL, 956, 956XL, 1055, 1055XL, 1056, 1056XL				

Les références des pièces sont indicatives.  
Nos pièces ne sont pas d'origine

Part numbers are quoted for reference purposes only.  
Our parts and accessories are not original.



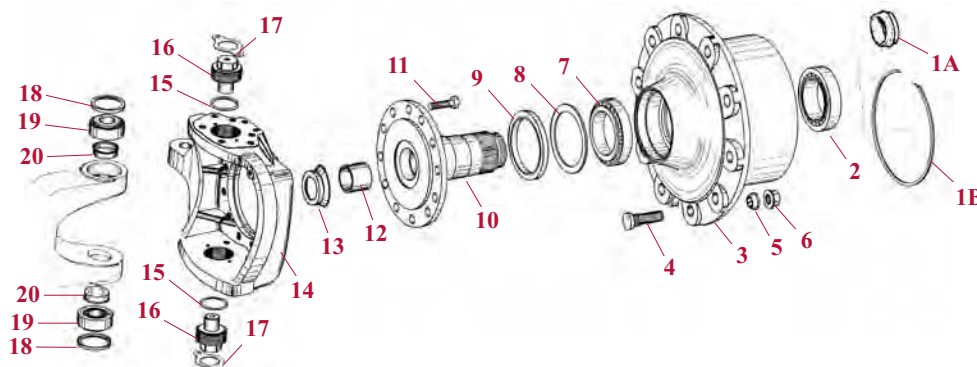
"THE RELIABLE SERVICE"



PONT AVANT 4RM  
FRONT AXLE 4WD

Pont avant ZF série 1000 / 1000 series ZF front axle

Carter du moyeu / hub carrier



	1	2	3	4	5	6	7
Tracteurs Tractors	Bague Ring	Roulement Bearing	Moyeu Hub	Boulon Bolt	Rondelle Tab washer	Ecrou Nut	Roulement Bearing
<b>APL1251</b> 533, 540, 633, 640, 733, 740, 833, 840, 940	25/6436-6 (3216592R1) <b>1A</b>	25/6410-25 (3143564R91+ 3216620R1)	25/445-1 (3216598R1)	25/440-23 (B) (3230876R1) 25/440-64 (C) (3216558R1)	25/441-9 (B) (3230348R3) 25/441-64 (C) (712824R1)	25/441-23 (B) (3230877R1, 905667R1) 25/441-8 (C) (933800R1, 98782C1, 905514R1)	25/6410-21 (625743C1+ 3216619R91)
<b>APL1351</b> 485XL, 585XL, 644, 743, 743XL, 744, 745S, 745XL, 785XL, 844, 844S, 844XL, 856XL, 885XL	25/6436-1 (3146675R1) <b>1B</b>	25/6410-26 (533726R1 +533727R1, A75211 +A75210)	25/445-2 (3230280R1)	25/440-23 (3230876R1)	25/441-9 (3230348R3)	25/441-23 (3230877R1, 905667R1)	25/6410-22 (A26744+ ST2001A)
<b>APL1551</b> 644, 744, 844, 844S		25/6410-27 (3232808R91)	25/445-3 (3147261R1)	25/440-24 (3230878R1)			
<b>APL1552</b> 955, 955XL, 956, 956XL, 1055, 1055XL, 1056, 1056XL		25/6410-31 (3230311R92)	25/445-4 (3230313R1)	25/440-23 (3230876R1)			

	8	9	10	11	12	13	14
Tracteurs Tractors	Bague Oil seal	Bague Oil seal	Arbre Shaft	Boulon Bolt	Bague Ring	Bague Oil seal	Porte moyeu Hub carrier
<b>APL1251</b> 533, 540, 633, 640, 733, 740, 833, 840, 940	25/6417-2 (3216593R1)	25/6408-25 (3216594R1)	25/6415-1 (322604R91, 3216590R2)	25/440-25 (934654R1, 628-12025)	25/6462-9 (3216585R1) <b>32x28x29.7</b>	25/6407-8 (3405555R2, 3216597R1, 3226006R1+ 3226009R1+ 3226008R1)	25/6400-50 (3230955R1) <b>(Droit/RH)</b> 25/6400-51 (3230954R1) <b>(Gauche/LH)</b>
<b>APL1351</b> 485XL, 585XL, 644, 743, 743XL, 744, 745S, 745XL, 785XL, 844, 844S, 844XL, 856XL, 885XL			25/6415-2 (3232082R91, 1502272C1)				
<b>APL1551</b> 644, 744, 844, 844S			25/6415-3 (3230890R91)				
<b>APL1552</b> 955, 955XL, 956, 956XL, 1055, 1055XL, 1056, 1056XL	25/6417-3 (3147263R1)	25/6408-26 (3147259R91)	25/6415-4 (3232083R91)	25/440-26 (931640R1, 614-14040)	25/6462-10 (3147216R1)	25/6407-20 (3224342R1, 3224344R1+ 3224345R1+ 3224343R1)	25/6400-22 (3230302R1)

(B) Sans blocage du différentiel / Without differential lock  
(C) Avec blocage du différentiel / With differential lock  
(D) 533, 633, 733, 833  
(E) 540, 640, 740, 840, 940

Les références des pièces sont indicatives.  
Nos pièces ne sont pas d'origine

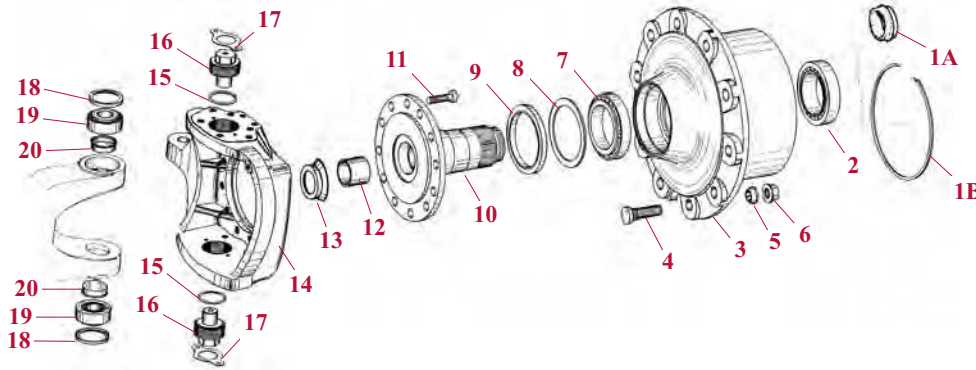
Part numbers are quoted for reference purposes only.  
Our parts and accessories are not original.



PONT AVANT 4RM  
FRONT AXLE 4WD

Pont avant ZF série 1000 / 1000 series ZF front axle

Carter du moyeu / hub carrier



	15	16	17			18	19	20
Tracteurs Tractors	O-ring O-ring	Pivot Pivot pin	Epaisseur Shim			Joint Seal	Roulement Bearing	Chapeau Cap
<b>APL1251</b> 533, 540, 633, 640, 733, 740, 833, 840, 940		<b>25/6450-12</b> (3216588R1)	<b>25/6453-1</b>	3216589R1			<b>25/6451-1 (D)</b> (3404788R91+ 3404787R91, 3147242R91+ 3147241R1) <b>25/6451-14 (E)</b> (1342526C1)	
<b>APL1351</b> 485XL, 585XL, 644, 743, 743XL, 744, 745S, 745XL, 785XL, 844, 844S, 844XL, 856XL, 885XL	<b>25/6452-5</b> (3147244R1, 81296C1, 1964258C1)					<b>25/6425-1</b> (81668C1, 3147243R1)		<b>25/6425-3</b> (3147245R1)
<b>APL1551</b> 644, 744, 844, 844S			<b>25/6453-2</b>	3147240R1	2.60		<b>25/6451-1</b> (3404788R91+ 3404787R91, 3147242R91+ 3147241R1)	
			<b>25/6453-3</b>	3147239R1	2.70			
			<b>25/6453-4</b>	3230308R1	2.75			
			<b>25/6453-5</b>	3147238R1	2.80			
			<b>25/6453-6</b>	3230307R1	2.85			
			<b>25/6453-7</b>	3147237R1	2.90			
			<b>25/6453-8</b>	3230306R1	2.95			
			<b>25/6453-9</b>	3147236R1	3.00			
		<b>25/6450-13</b> (3147233R1)	<b>25/6453-10</b>	3230305R1	3.05			
			<b>25/6453-11</b>	3147235R1	3.10			
			<b>25/6453-12</b>	3230304R1	3.15			
			<b>25/6453-13</b>	3147234R1	3.20			
			<b>25/6453-14</b>	3230303R1	3.30			

(B) Sans blocage du différentiel / Without differential lock

(C) Avec blocage du différentiel / With differential lock

(D) 533, 633, 733, 833

(E) 540, 640, 740, 840, 940

Les références des pièces sont indicatives.  
Nos pièces ne sont pas d'origine

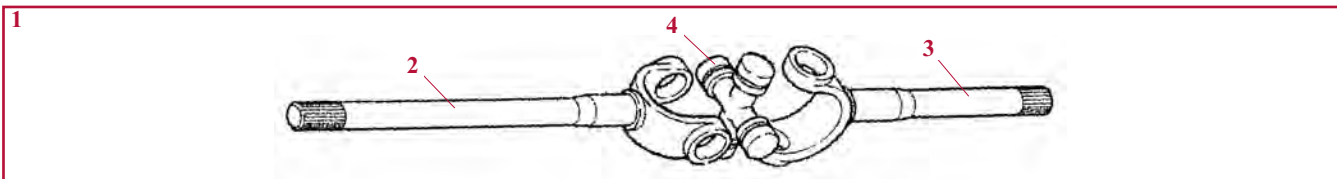
Part numbers are quoted for reference purposes only.  
Our parts and accessories are not original.



**PONT AVANT 4RM  
FRONT AXLE 4WD**

**Pont avant ZF série 1000 / 1000 series ZF front axle**

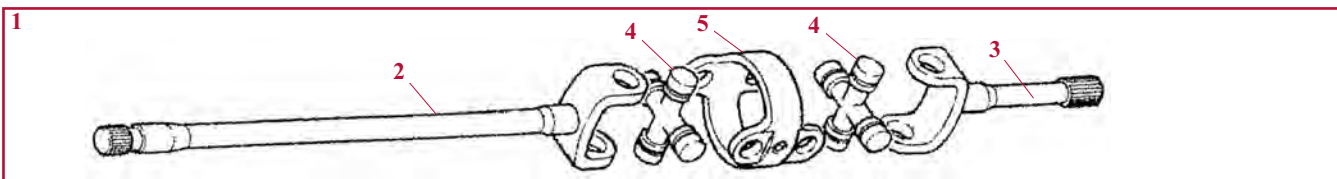
**Carter du moyeu / hub carrier**



	1		2		3	4
Tracteurs Tractors	Arbre Shaft		Demi-arbre Half shaft		Fourche Half shaft	Croisillon U-joint
Arbre simple / Single shaft	G. /LH	D/RH	G. /LH	D/RH		
<b>APL1251</b> 533, 540, 633, 640, 733, 740, 833, 840, 940			25/6405-11 (3216600R91)	25/6405-12 (3216602R91)	25/6405-33 (3216599R91)	25/6403-7 (3230277R1, 137700420834, 1967554C1)
<b>APL1351</b> 485XL, 585XL, 644, 743, 743XL, 744, 745S, 745XL, 785XL, 844, 844S, 844XL, 856XL, 885XL			25/6405-15 (3230276R1)	25/6405-16 (3230278R1)		
<b>APL1551</b> 644, 744, 844, 844S	25/6402-14 (3147219R91)	25/6402-22 (3147217R91)			25/6405-35 (3404366R1)	25/6403-124 (3224325R1)
<b>APL1552</b> 955, 955XL, 956, 956XL, 1055, 1055XL, 1056, 1056XL	25/6402-15 (3230316R1)	25/6402-23 (3230317R1)	25/6405-17 (3404369R1)	25/6405-18 (3404367R1)	25/6405-36 (1975567C1)	

**Pont avant ZF série 1000 / 1000 series ZF front axle**

**Carter du moyeu / hub carrier**



	1		2		3	4	5
Tracteurs Tractors	Arbre Shaft		Demi-arbre Half shaft		Fourche Half shaft	Croisillon U-joint	Pièce centrale Double shift fork
Arbre double/ Double shaft	G. /LH	D/RH	G. /LH	D/RH			
<b>APL1251</b> 533, 540, 633, 640, 733, 740, 833, 840, 940			25/6405-13 (89522C1)	25/6405-14 (89525C1)	25/6405-34 (89521C1)	25/6403-20 (K965215, 89524C1)	25/6404-13 (89523C1)
<b>APL1351</b> 743XL, 745XL, 844XL, 856XL			25/6405-68 (89528C1)	25/6405-69 (89529C1)			
<b>APL1552</b> 955, 955XL, 956, 956XL, 1055, 1055XL, 1056, 1056XL	25/6402-16 (1975554C1)	25/6402-24 (1975557C1)	25/6405-19 (1975555C1)	25/6405-20 (1975558C1)	25/6405-37 (1975556C1)		25/6404-14 (1975561C1)

Les références des pièces sont indicatives.  
Nos pièces ne sont pas d'origine

Part numbers are quoted for reference purposes only.  
Our parts and accessories are not original.

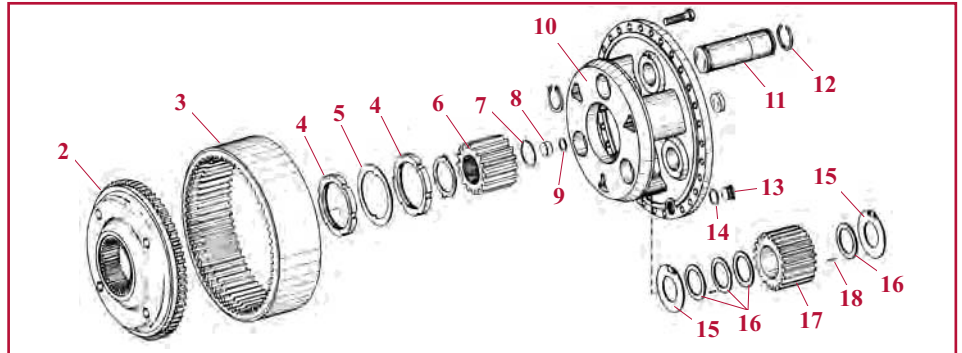
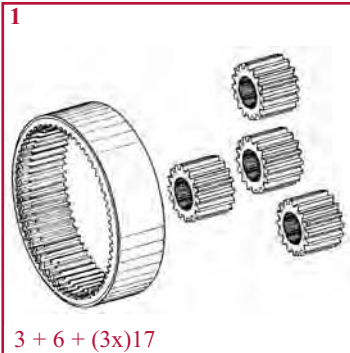




PONT AVANT 4RM  
FRONT AXLE 4WD

Pont avant ZF série 1000 / 1000 series ZF front axle

Reducteur / Planetary reduction



	1	2	3	4	5	6	7
	Kit Kit	Couvercle Cover	Cartier Support	Rondelle Washer	Rondelle Washer	Annulaire Sun gear	Rondelle Washer
<b>APL1251</b> 533, 540, 633, 640, 733, 740, 833, 840, 940	72/6428-6KT	25/6430-11 (3216583R1)		25/451-7 (3216591R1)	25/452-18 (834655R1)	25/6406-10 (3216582R1)	25/6434-14 (933074R1, 800-1128)
<b>APL1351</b> 485XL, 585XL, 644, 743, 743XL, 744, 745S, 745XL, 785XL, 844, 844S, 844XL, 856XL, 885XL	72/6428-7KT	25/6435-1 (3230266R1)	25/6430-12 (3230267R1)	25/451-8 (3230270R1)	25/452-11 (3230269R1)	25/6406-11 (3230265R1)	
<b>APL1551</b> 644, 744, 844, 844S	72/6428-8KT	25/6435-2 (3147214R1)	25/6430-13 (3147215R1)	25/451-9 (3147253R1)	25/452-12 (3147252R1)	25/6406-12 (3147213R1)	25/6434-15 (933029R1, 800-1135)
<b>APL1552</b> 955, 955XL, 956, 956XL, 1055, 1055XL, 1056, 1056XL	72/6428-9KT	25/6435-3 (3230299R1)	25/6430-14 (3230300R1)	25/451-10 (3230310R1)	25/452-13 (934013R1)	25/6406-13 (3230298R1)	25/6434-16 (3134245R1)

	8	9	10	11	12	13	14
	Bague Ring	Epaisseur Shim	Boitier Housing	Axe Shaft	Circlip Circlip	Bouchon Cap	O-ring O-ring
<b>APL1251</b> 533, 540, 633, 640, 733, 740, 833, 840, 933, 940	25/6445-2 (89527C1, 3147209R2)	25/6446-2 (3147212R1) Ep./Thickn. 0.3mm	25/6401-9 (3401535R1)	25/381-11 (3216574R1)	25/388-1 (934650R1)	25/6438-5 (934651R1) M18	25/6457-4 (3052681R1) 18mm
<b>APL1351</b> 485XL, 585XL, 644, 743, 743XL, 744, 745S, 745XL, 785XL, 844, 844S, 844XL, 856XL, 885XL		25/6446-3 (3147211R1) Ep./Thickn. 0.5mm	25/6401-10 (3230259R1)	25/381-12 (3230260R1)	25/388-2 (933255R1)		25/6438-6 (933718R1, 3084191M1) M24
<b>APL1551</b> 644, 744, 844, 844S		25/6446-4 (3147210R1) Ep./Thickn. 1.0mm	25/6401-11 (3147205R1, 3234426R1)	25/381-13 (3147206R1)			
<b>APL1552</b> 955, 955XL, 956, 956XL, 1055, 1055XL, 1056, 1056XL				25/6401-12 (3230293R1)	25/381-7 (3230294R1)		

	15	16	17	18
	Rondelle Washer	Epaisseur Shim	Planetaire Planetary	Axe Pin
<b>APL1251</b> 533, 540, 633, 640, 733, 740, 833, 840, 940	25/384-8 (3216577R1)	25/384-5 (3216576R1)	25/6431-9 (3216575R1)	25/6433-6 (934642R1)
<b>APL1351</b> 485XL, 585XL, 644, 743, 743XL, 744, 745S, 745XL, 785XL, 844, 844S, 844XL, 856XL, 885XL	25/384-3 (3146668R1)	25/384-6 (3146667R1)	25/6431-10 (3230261R1)	25/6433-7 (3230262R1)
<b>APL1551</b> 644, 744, 844, 844S			25/6431-11 (3147207R1)	25/6433-8 (3147208R1)
<b>APL1552</b> 955, 955XL, 956, 956XL, 1055, 1055XL, 1056, 1056XL			25/6431-12 (3230295R1)	25/6433-9 (3146666R1)

Les références des pièces sont indicatives.  
Nos pièces ne sont pas d'origine

Part numbers are quoted for reference purposes only.  
Our parts and accessories are not original.



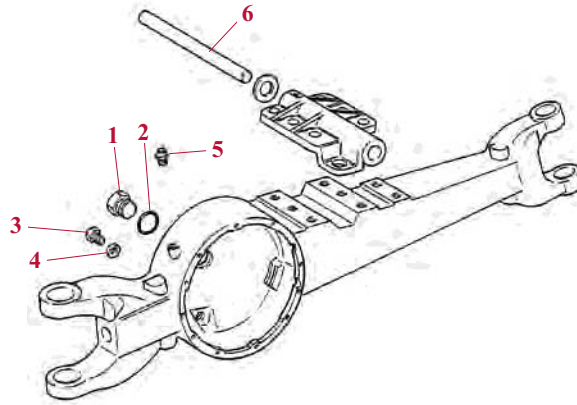
"THE RELIABLE SERVICE"



**PONT AVANT 4RM  
FRONT AXLE 4WD**

**Pont avant ZF série 3000 / 3000 series ZF front axle**

**Balancier / Axle beam**



	1	2	3	4	5	6
Tracteurs Tractors	Bouchon Cap	Joint O-Ring	Bouchon Cap	Joint O-Ring	Reniflard Valve	Pivot Trunion pin
<b>APL3050</b> 946, 1046						
<b>APL3052</b> 644, 743, 743XL, 744, 745S, 745XL, 844, 844S, 844XL, 856XL, 946, 955, 955XL, 956, 956XL, 1046, 1055, 1055XL, 1056, 1056XL, 1246, 1255, 1255XL	<b>25/6456-4</b> (933716R1, A48791) M42x1.5	<b>25/6457-5</b> (933710R1, A48799)	<b>25/6456-1</b> (119349A1, 898172H1)	<b>25/6457-2</b> (933709R1)	<b>25/6461-2</b> (1966149C2, 898138H1)	<b>25/485-21</b> (3140082R1) Ø 40mm
<b>APL3054</b> 1455, 1455XL						

Les références des pièces sont indicatives.  
Nos pièces ne sont pas d'origine

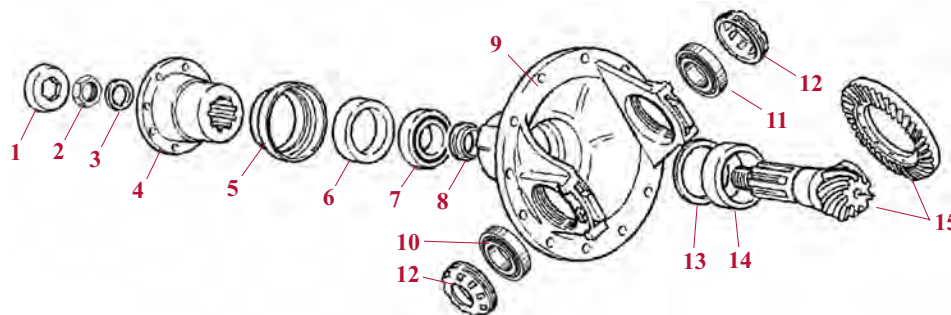
Part numbers are quoted for reference purposes only.  
Our parts and accessories are not original.



PONT AVANT 4RM  
FRONT AXLE 4WD

Pont avant ZF série 3000 / 3000 series ZF front axle

Entrée du différentiel / Differential input



	1	2	3	4	5	6	7
<b>Tracteurs Tractors</b>	<b>Rondelle Tab washer</b>	<b>Ecrou Nut</b>	<b>Rondelle Tab washer</b>	<b>Flasque Flange</b>	<b>Protection Seal cover</b>	<b>Bague Oil seal</b>	<b>Roulement Bearing</b>
<b>APL3052</b> 644, 743, 743XL, 744, 745S, 745XL, 844, 844S, 844XL, 856XL, 955, 955XL, 956, 956XL, 1055, 1055XL, 1056, 1056XL	<b>25/346-6</b> (3146651R1)	<b>25/346-4</b> (934208R1, A52070)	<b>25/346-9</b> (3146650R1, A52069)	<b>25/345-4</b> (3146653R1)	<b>25/355-26</b> (3146654R1)	<b>25/355-3</b> (3147195R91)	<b>25/354-12</b> (530745R1+ 406535R91)
<b>APL3052</b> 946, 1046, 1246, 1255, 1255XL				<b>25/345-5</b> (3146731R1)			
<b>APL3054</b> 1455, 1455XL							

	8	9	10	11	12	13	14	15
<b>Tracteurs Tractors</b>	<b>Bague Bush</b>	<b>Carter Casing</b>	<b>Roulement Bearing</b>	<b>Roulement Bearing</b>	<b>Ecrou Nut</b>	<b>Epaisseur Shim</b>	<b>Roulement Bearing</b>	<b>Couple conique Wheel &amp; pinion</b>
<b>APL3050</b> 946, 1046								
<b>APL3052</b> 644, 743, 743XL, 744, 745S, 745XL, 844, 844S, 844XL, 856XL, 955, 955XL, 956, 956XL, 1055, 1055XL, 1056, 1056XL	<b>25/361-3</b> (3146647R1)	<b>25/6400-23</b> (3146646R1)	<b>25/352-9</b> (659459R1+ 659458R91, L33289)	<b>25/352-10</b> (105496H +105503H)	<b>25/365-3</b> (3134297R1)	<b>25/355-27</b> (3134949R1) <b>0.1mm (A)</b>	<b>25/353-10</b> (107577R1+ 298033R91)	<b>25/341-15</b> (3221720R91)
<b>APL3052</b> 946, 1046, 1246, 1255, 1255XL								<b>25/341-17</b> (3223201R1)
<b>APL3054</b> 1455, 1455XL								<b>25/341-18</b> (3405262R91)

(A) Autres épaisseurs sur demande / Other thickness on request

Les références des pièces sont indicatives.  
Nos pièces ne sont pas d'origine

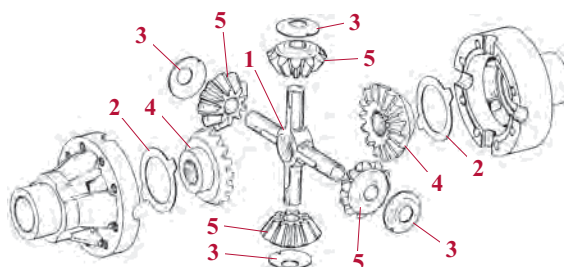
Part numbers are quoted for reference purposes only.  
Our parts and accessories are not original.



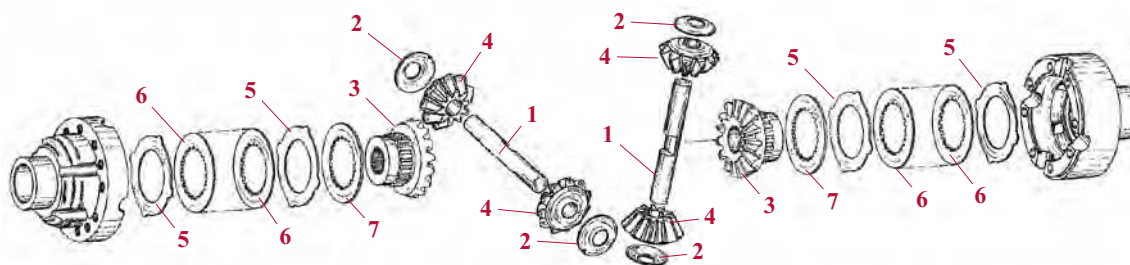
PONT AVANT 4RM  
FRONT AXLE 4WD

Pont avant ZF série 3000 / 3000 series ZF front axle

Différentiel / Differential



	1	2	3	4	5
<b>Tracteurs</b> <i>Tractors</i>	<b>Axe</b> <i>Axle</i>	<b>Rondelle</b> <i>Thrust washer</i>	<b>Rondelle</b> <i>Thrust washer</i>	<b>Planétaire</b> <i>Planetary gear</i>	<b>Pignon</b> <i>Sun gear</i>
<b>Sans blocage du différentiel / Less differential lock</b>					
<b>APL3050</b> 946, 1046	<b>25/351-6</b> (3146660R1)	<b>25/350-6</b> (3146661R1)	<b>25/347-5</b> (3146662R1)	<b>25/349-11</b> (3221075R1)	<b>25/348-6</b> (3134290R1)
<b>APL3052</b> 644, 743, 743XL, 744, 745S, 745XL, 844, 844S, 844XL, 856XL, 946, 955, 955XL, 956, 956XL, 1046, 1055, 1055XL, 1056, 1056XL, 1246, 1255, 1255XL					
<b>APL3054</b> 1455, 1455XL					



	1	2	3	4	5	6	7
<b>Tracteurs</b> <i>Tractors</i>	<b>Axe</b> <i>Axle</i>	<b>Rondelle</b> <i>Thrust washer</i>	<b>Planétaire</b> <i>Planetary gear</i>	<b>Pignon</b> <i>Sun gear</i>	<b>Disque</b> <i>Plate</i>	<b>Disque</b> <i>Plate</i>	<b>Epaisseur</b> <i>Shim</i>
<b>Avec blocage du différentiel / With differential lock</b>							
<b>APL3052</b> 644, 743, 743XL, 744, 745S, 745XL, 844, 844S, 844XL, 856XL, 946, 955, 955XL, 956, 956XL, 1046, 1055, 1055XL, 1056, 1056XL, 1246, 1255, 1255XL	<b>25/351-7</b> (3216750R1)	<b>25/347-6</b> (3216749R1)	<b>25/349-14</b> (3216747R1)	<b>25/348-7</b> (3216748R1)	<b>25/316-21</b> (3216742R1)	<b>25/317-20</b> (3216743R1)	<b>25/350-12</b> (3216745R1) 2.9mm
<b>APL3054</b> 1455, 1455XL							<b>25/350-13</b> (3216744R1) 3.0mm

Les références des pièces sont indicatives.  
Nos pièces ne sont pas d'origine

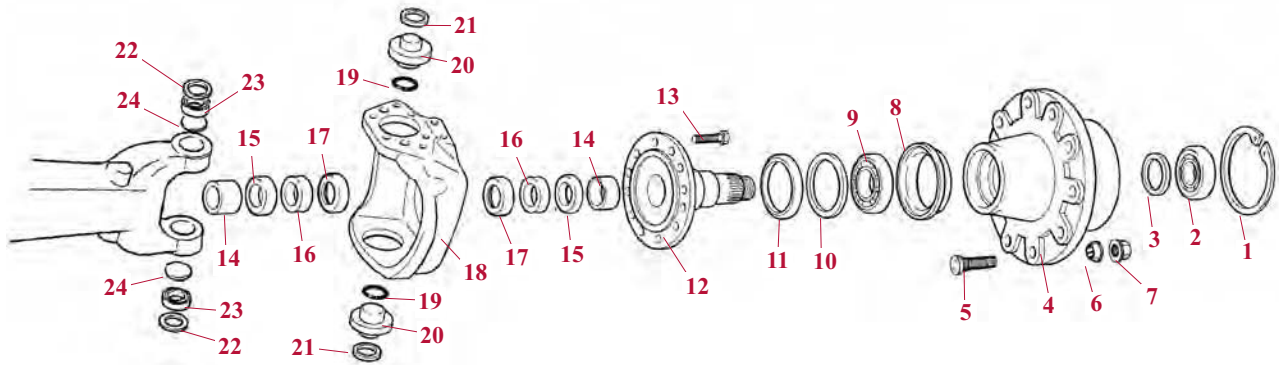
Part numbers are quoted for reference purposes only.  
Our parts and accessories are not original.



PONT AVANT 4RM  
FRONT AXLE 4WD

Pont avant ZF série 3000 / 3000 series ZF front axle

Carter du moyeu / hub carrier



	1	2	3	4	5	6	7
Tracteurs Tractors	Circlip Circlip	Roulement Bearing	Bague Oil seal	Moyeu Hub	Boulon Bolt	Rondelle Tab washer	Ecrou Nut
<b>APL3050</b> 946, 1046	25/6436-1 (3146675R1)	25/6410-22 (A26744+ ST2001A, 102161H+ 29214H)	25/6436-7 (3225928R1) 5.2mm (A)		25/440-24 (3230878R1)	25/441-9 (3230348R3)	25/441-23 (3230877R1, 905667R1)
<b>APL3052</b> 644, 743, 743XL, 744, 745S, 745XL, 844, 844S, 844XL, 856XL, 946, 955, 955XL, 956, 956XL, 1046, 1055, 1055XL, 1056, 1056XL, 1246, 1255, 1255XL				25/445-5 (3146688R1)			
<b>APL3054</b> 1455, 1455XL				25/445-6 (3405257R1)			

	8	9	10	11	12	13
Tracteurs Tractors	Protecteur Dust shield	Roulement Bearing	Bague Oil seal	Bague Oil seal	Arbre Shaft	Boulon Bolt
<b>APL3050</b> 946, 1046						25/440-27 (931218R1, 613-160030) M16x30
<b>APL3052</b> 644, 743, 743XL, 744, 745S, 745XL, 844, 844S, 844XL, 856XL, 946, 955, 955XL, 956, 956XL, 1046, 1055, 1055XL, 1056, 1056XL, 1246, 1255, 1255XL	25/6408-79 (3146689R1)	25/6410-23 (529453R1 +529452R1)		25/6408-27 (3146686R91)	25/6415-5 (3230889R91)	25/440-28 (931426R1, 628-16040) M16x35
<b>APL3054</b> 1455, 1455XL		25/6410-24 (ST990 +ST2133, 383741R91 +379858R1)	25/6417-4 (3405259R1)	25/6408-28 (3405258R1) 125x100x13	25/6415-6 (3405253R91)	25/440-29 (31140R1, 626-16030) 25/440-30 (31141R1) M16

(A) Autres épaisseurs sur demande / Other thickness on request

Les références des pièces sont indicatives.  
Nos pièces ne sont pas d'origine

Part numbers are quoted for reference purposes only.  
Our parts and accessories are not original.



"THE RELIABLE SERVICE"

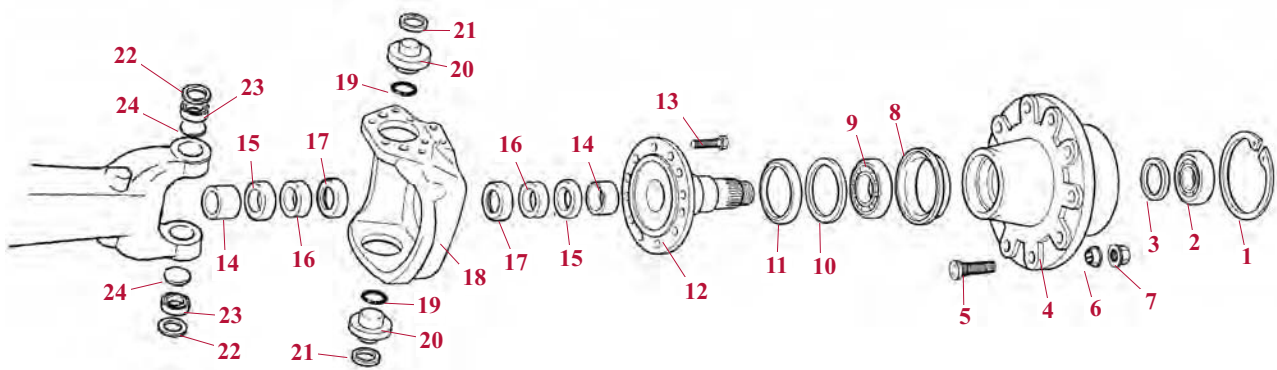




**PONT AVANT 4RM  
FRONT AXLE 4WD**

Pont avant ZF série 3000 / 3000 series ZF front axle

Carter du moyeu / hub carrier



	14	15	16	17	18
<b>Tracteurs Tractors</b>	<b>Bague Ring</b>	<b>Bague Oil seal</b>	<b>Bague Oil seal</b>	<b>Bague Oil seal</b>	<b>Porte moyeu Hub carrier</b>
<b>APL3052</b> 644, 743, 743XL, 744, 745S, 745XL, 844, 844S, 844XL, 856XL, 946, 955, 955XL, 956, 956XL, 1046, 1055, 1055XL, 1056, 1056XL, 1246, 1255, 1255XL	<b>25/6462-12</b> (3146683R1)	<b>25/6409-11</b> (3223861R2)	<b>25/6407-13</b> (3223864R1, 340628A1)	<b>25/6407-16</b> (3223863R1, 340626A1)	<b>25/6400-26</b> (3229112R1) (G. / LH)
<b>APL3054</b> 1455, 1455XL	<b>25/6462-11</b> (3216500R1) 44x40x34	<b>25/6407-10</b> (3223862R1) 60x40x11			<b>25/6400-27</b> (3229113R1) (D. / RH)

	19	20	21			22	23	24
<b>Tracteurs Tractors</b>	<b>O-ring O-ring</b>	<b>Pivot Pivot pin</b>	<b>Epaisseur Shim</b>			<b>Joint Seal</b>	<b>Roulement Bearing</b>	<b>Chapeau Cap</b>
<b>APL3050</b> 946, 1046			<b>25/6453-15</b> 3146700R1 2.60					
<b>APL3052</b> 644, 743, 743XL, 744, 745S, 745XL, 844, 844S, 844XL, 856XL, 946, 955, 955XL, 956, 956XL, 1046, 1055, 1055XL, 1056, 1056XL, 1246, 1255, 1255XL	<b>25/6452-6</b> (3146701R1)	<b>25/6450-14</b> (3146693R1)	<b>25/6453-16</b> 3146699R1 2.70			<b>25/6425-2</b> (3134217R1)	<b>25/6451-5</b> (530741R1+ 400983R91)	<b>25/6425-4</b> (933085R1)
			<b>25/6453-17</b> 3147889R1 2.75					
			<b>25/6453-18</b> 3146698R1 2.80					
			<b>25/6453-19</b> 3147888R1 2.85					
			<b>25/6453-20</b> 3146697R1 2.90					
			<b>25/6453-21</b> 3147887R1 2.95					
			<b>25/6453-22</b> 3146696R1 3.00					
			<b>25/6453-23</b> 3147886R1 3.05					
<b>25/6453-24</b> 3146695R1 3.10								
<b>25/6453-25</b> 3147885R1 3.15								
<b>25/6453-26</b> 3146694R1 3.20								
<b>25/6453-27</b> 3147884R1 3.30								
<b>APL3054</b> 1455, 1455XL								

Les références des pièces sont indicatives.  
Nos pièces ne sont pas d'origine

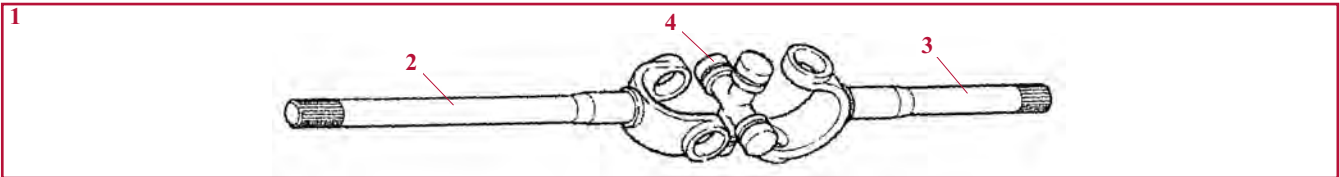
Part numbers are quoted for reference purposes only.  
Our parts and accessories are not original.



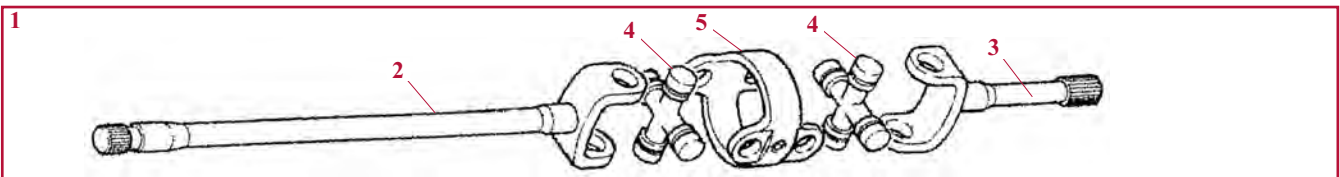
PONT AVANT 4RM  
FRONT AXLE 4WD

Pont avant ZF série 3000 / 3000 series ZF front axle

Cardan / Universal joint



Tracteurs Tractors	1 Arbre Shaft		2 Demi-arbre Half shaft		3 Fourche Half shaft	4 Croisillon U-joint
	G. /LH	D/RH	G. /LH	D/RH		
<b>APL3050</b> 946, 1046						<b>25/6403-17</b> (3223955R1)
<b>APL3052</b> 644, 743, 743XL, 744, 745S, 745XL, 844, 844S, 844XL, 856XL, 946, 955, 955XL, 956, 956XL, 1046, 1055, 1055XL, 1056, 1056XL, 1246	<b>25/6402-17</b> (3146678R91)	<b>25/6402-25</b> (3146679R91)	<b>25/6405-21</b> (3230388R1) Lg 350mm	<b>25/6405-22</b> (3230387R1) Lg 794mm	<b>25/6405-38</b> (3230386R1)	<b>25/6403-47</b> (3224326R1)
<b>APL3052</b> 1255, 1255XL	<b>25/6402-19</b> (3229120R1)	<b>25/6402-27</b> (3229121R1)	<b>25/6405-25</b> (1975572C1)	<b>25/6405-26</b> (1975573C1)		



Tracteurs Tractors	1 Arbre Shaft		2 Demi-arbre Half shaft		3 Fourche Half shaft	4 Croisillon U-joint	5 Pièce centrale Double shift fork
	G. /LH	D/RH	G. /LH	D/RH			
<b>APL3052</b> 644, 743, 743XL, 744, 745S, 745XL, 844, 844S, 844XL, 856XL, 946, 955, 955XL, 956, 956XL, 1056, 1056XL					<b>25/6405-39</b> (1975565C1)	<b>25/6403-16</b> (1975562C1)	<b>25/-6404-14</b> (1975561C1) 0501 204 372
<b>APL3052</b> 1255, 1255XL	<b>25/6402-20</b> (1975568C1)	<b>25/6402-28</b> (1975570C1)	<b>25/6405-27</b> (1975569C1)	<b>25/6405-28</b> (1975571C1)		<b>25/6403-101</b> (1975563C1)	
<b>APL3054</b> 1455, 1455XL	<b>25/6402-21</b> (3405264R1)	<b>25/6402-29</b> (3405265R1)	<b>25/6405-29</b> (1975574C1)	<b>25/6405-30</b> (1975576C1)	<b>25/6405-40</b> (1975575C1)		

Les références des pièces sont indicatives.  
Nos pièces ne sont pas d'origine

Part numbers are quoted for reference purposes only.  
Our parts and accessories are not original.



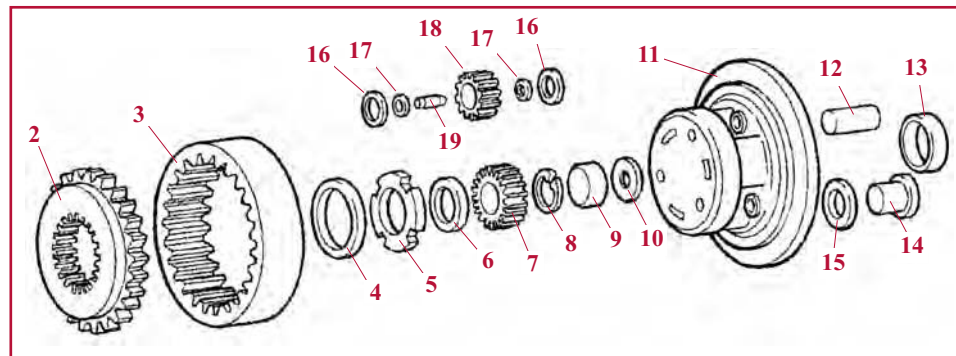
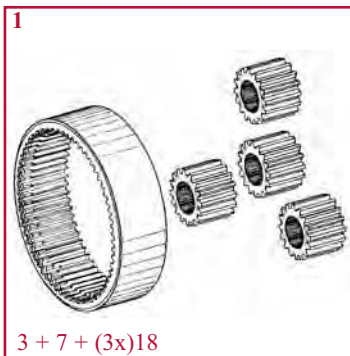
"THE RELIABLE SERVICE"



PONT AVANT 4RM  
FRONT AXLE 4WD

Pont avant ZF série 3000 / 3000 series ZF front axle

Reducteur / Planetary reduction



	1	2	3	4	5	6
	Kit Kit	Couvercle Cover	Carter Support	Rondelle Washer	Ecrou Nut	Rondelle Washer
<b>APL3052</b> 644, 743, 743XL, 744, 745S, 745XL, 844, 844S, 844XL, 856XL, 946, 955, 955XL, 956, 956XL, 1046, 1055, 1055XL, 1056, 1056XL, 1246 1255, 1255XL (- 46436)	72/6428-11KT	25/6435-4 (3146673R2)	25/6430-16 (3146674R1)		25/452-14 (3229142R1)	
<b>APL3052</b> 1255, 1255XL (46436 -)	72/6428-12KT		25/6430-15 (112245A1)			
<b>APL3054</b> 1455, 1455XL	72/6428-10KT	25/6435-5 (3405357R1)	25/6430-17 (3405358R1)	25/451-11 (3405256R1)	25/452-15 (905653R1)	25/451-13 (3405260R1)

	7	8	9	10	11	12	13
	Annulaire Sun gear	Circlip Circlip	Bague Ring	Epaisseur Shim	Boitier Housing	Axe Shaft	Bague Ring
<b>APL3052</b> 644, 743, 743XL, 744, 745S, 745XL, 844, 844S, 844XL, 856XL, 946, 955, 955XL, 956, 956XL, 1046, 1055, 1055XL, 1056, 1056XL, 1246 1255, 1255XL (- 46436)	25/6406-14 (3146672R1)	25/6434-17 (933804R1)	25/6445-3 (3146669R1, 3134211R2, 3405355R1)	25/6434-24 (3146670R1) 0.5mm (A)	25/6401-14 (3230327R1, 112241A1)	25/381-8 (3146664R1)	25/6438-7 (933565R1)
<b>APL3052</b> 1255, 1255XL (46436 -)	25/6406-15 (112244A1)					25/381-9 (112242A1)	
<b>APL3054</b> 1455, 1455XL	25/6406-16 (3405356R1)	25/6434-18 (933113R1, 800-5135)	25/6445-4 (3405355R1)		25/6401-21 (3405255R1)	25/381-10 (3405261R1)	25/6438-8 (31146R1)

	14	15	16	17	18	19
	Bouchon Cap	O-ring O-ring	Bague Ring	Bague Ring	Planétaire Planetary	Axe Shaft
<b>APL3052</b> 644, 743, 743XL, 744, 745S, 745XL, 844, 844S, 844XL, 856XL, 946, 955, 955XL, 956, 956XL, 1046, 1055, 1055XL, 1056, 1056XL, 1246 1255, 1255XL (- 46436)	25/6438-6 (933718R1) M24	25/6457-2 (933709R1) 24mm			25/6431-13 (3146665R1)	25/6433-9 (3146666R2)
<b>APL3052</b> 1255, 1255XL (46436 -)	25/6438-5 (934651R1) M18	25/6457-3 (933222R1, 3051337R1) 18mm	25/384-3 (3146668R1)	25/384-6 (3146667R1)	25/6431-14 (112243A1)	
<b>APL3054</b> 1455, 1455XL	25/6438-9 (933799R1) M24	25/6457-2 (933709R1) 24mm	25/384-4 (3405354R1)	25/384-7 (3405353R1)	25/6431-15 (3405351R1)	25/6433-10 (3405352R1)

(A) Autres épaisseurs sur demande / Other thickness on request

Les références des pièces sont indicatives.  
Nos pièces ne sont pas d'origine

Part numbers are quoted for reference purposes only.  
Our parts and accessories are not original.



**PONT AVANT 4RM  
FRONT AXLE 4WD**

**Pont avant ZF / ZF front axle**

**Kit réducteur / Planetary reduction kit**



Tracteurs Tractors	Kit Kit
<b>APL325</b> 238, 248, 258, 385, 395, 485, 495, 495XL, 585, 585XL, 595, 595XL	<b>72/6428-1KT</b>
<b>APL330</b> 238, 248, 258, 268, 288, 385, 395, 485, 495, 585, 595, 685, 685XL, 695, 695XL, 743, 743S, 743XL, 745, 745S, 745XL, 785, 785XL, 795, 795XL, 844, 844S, 844XL, 845, 845XL, 856, 856XL, 885, 885XL, 895, 895XL, 985, 995, 995XL	<b>72/6428-2KT</b>
<b>APL335</b> 248, 258, 268, 288, 385, 485, 585, 685, 685XL, 695, 695XL, 743, 743S, 743XL, 745, 745S, 745XL, 785, 785S, 785XL, 795, 795XL, 844, 844S, 844XL, 845, 845XL, 856, 856XL, 885, 885XL, 895, 985, 995, 995XL	<b>72/6428-3KT</b> (81318C1)
<b>APL345</b> 956, 956XL, 1056, 1056XL	<b>72/6428-4KT</b> (81713C1)
<b>APL1251</b> 533, 540, 633, 640, 733, 740, 833, 840, 940	<b>72/6428-6KT</b>
<b>APL1351</b> 485XL, 585XL, 644, 743, 743XL, 744, 745S, 745XL, 785XL, 844, 844S, 844XL, 856XL, 885XL	<b>72/6428-7KT</b>
<b>APL1551</b> 644, 744, 844, 844S	<b>72/6428-8KT</b>
<b>APL1552</b> 955, 955XL, 956, 956XL, 1055, 1055XL, 1056, 1056XL	<b>72/6428-9KT</b>
<b>APL3052</b> 644, 743, 743XL, 744, 745S, 745XL, 844, 844S, 844XL, 856XL, 946, 955, 955XL, 956, 956XL, 1046, 1055, 1055XL, 1056, 1056XL, 1246, 1255, 1255XL (- 46436)	<b>72/6428-11KT</b>
<b>APL3052</b> 1255, 1255XL (46436 -)	<b>72/6428-12KT</b>
<b>APL3054</b> 1455, 1455XL	<b>72/6428-10KT</b>

Les références des pièces sont indicatives.  
Nos pièces ne sont pas d'origine

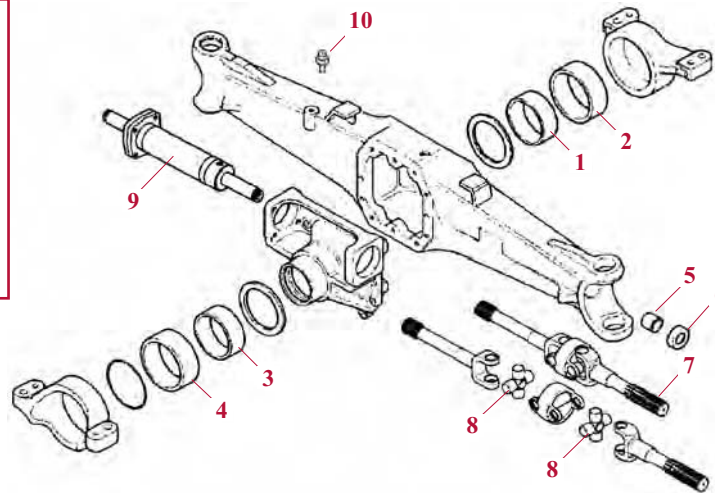
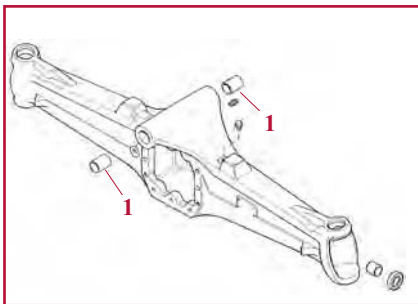
Part numbers are quoted for reference purposes only.  
Our parts and accessories are not original.



**PONT AVANT 4RM  
FRONT AXLE 4WD**

**Pont avant Carraro / Carraro front axle**

**Balancier / Axle beam**



	1	2	3	4	5	6
Tracteurs Tractors	Bague Ring	Bague Ring	Bague Ring	Bague Ring	Bague Ring	Bague Oil seal
<b>Carraro Std-164</b> 238, 248, 258, 268, 288, 395, 495, 495XL, 595, 595XL, 695, 695XL, 795, 795XL, 895, 895XL, 995, 995XL	<b>25/486-59</b> (9967993) 105x115x44	<b>25/486-60</b> (9967992) 115x125x42	<b>25/486-59</b> (9967993) 105x115x44	<b>25/486-60</b> (9967992) 115x125x42	<b>25/6462-35</b> (5194160) 30x34x30	<b>25/6407-39</b> (1966191C1) 30x40x11
<b>Carraro 707</b> 238, 248, 258, 268, 288, 395, 495, 495XL, 595, 595XL, 695, 695XL, 795, 795XL, 895, 895XL, 995, 995XL						
2120, 2230, 2140, 2150	<b>25/486-77</b> (112471A1)				<b>25/6462-35</b> (5194160) <i>Std &amp; étroit</i> 30x34x30 <b>25/6462-50</b> (112474A1) <i>Vigneron &amp; étroit</i> <i>Vineyard &amp; narrow</i>	
<b>Carraro 707</b> 3210, 3220, 3230, 4210, 4220, 4230, 4240,	<b>25/486-59</b> (9967993) 105x115x44	<b>25/486-60</b> (9967992) 115x125x42	<b>25/486-59</b> (9967993) 105x115x44	<b>25/486-60</b> (9967992) 115x125x42	<b>25/6462-35</b> (5194160) 30x34x30	
<b>Carraro 709</b> 5120, 5130, 5140, 5150, 5220, 5230, 5240, 5250	<b>25/486-64</b> (81852C1) 50x48x50				<b>25/6462-39</b> (D142950) 40x44x35	<b>25/6407-47</b> (N8897) 40x55x10
<b>Carraro 707</b> C50, C60, C70, C80, C90, C100, CX50, CX60, CX70, CX80, CX90, CX100	<b>25/486-59</b> (9967993) 105x115x44	<b>25/486-60</b> (9967992) 115x125x42	<b>25/486-59</b> (9967993) 105x115x44	<b>25/486-60</b> (9967992) 115x125x42	<b>25/6462-35</b> (5194160) 30x34x30	<b>25/6407-39</b> (1966191C1) 30x40x11
<b>Carraro 707</b> (20.11 ⇒ JJE1015566 , 10.32 ⇒ JJE1016642 ) C50, C60 CX50, CX60, CX70, CX80, CX90, CX100						
<b>Carraro 707</b> (20.11 JJE1015566 ⇒, 20.14, 10.32 JJE1016642 ⇒) C50, C60, C70, C80, C90, C100 CX50, CX60, CX70, CX80, CX90, CX100						<b>25/6407-40</b> (85824343) 30x44x14

Les références des pièces sont indicatives.  
Nos pièces ne sont pas d'origine

Part numbers are quoted for reference purposes only.  
Our parts and accessories are not original.

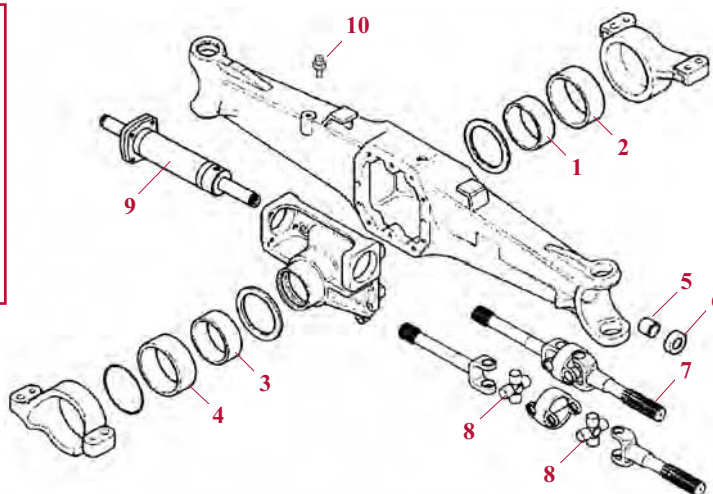
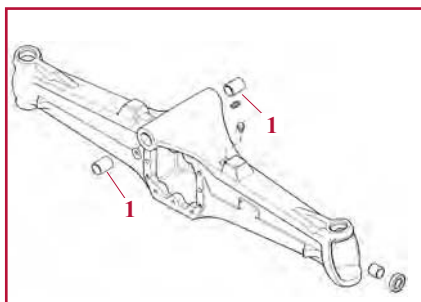




PONT AVANT 4RM  
FRONT AXLE 4WD

Pont avant Carraro / Carraro front axle

Balancier / Axle beam



Tracteurs Tractors	1 Bague Ring	2 Bague Ring	3 Bague Ring	4 Bague Ring	5 Bague Ring	6 Bague Oil seal
CS48, CS52, CS58, CS63 (Type A, B)	25/486-59 (9967993) 105x115x44	25/486-60 (9967992) 115x125x42	25/486-79 (1-33-741-613)		25/6462-35 (5194160) 30x34x30	25/6407-39 (1966191C1) 30x40x11
	25/486-76 (135700411048) 110x120x50	25/486-86 (1-33-141-024)	25/486-87 (1-33-141-024)	25/486-88 (1-33-141-040)	25/6462-51 (135700411004) 40x44x40	
CS68, CS75 (Type D)						25/6407-39 (1966191C1) 30x40x11
CS68, CS75 (Type E)						25/6407-39 (1966191C1) 30x40x11
CS78, CS86, CS94 (Type A, C, D, E)	25/486-59 (9967993) 105x115x44	25/486-60 (9967992) 115x125x42	25/486-79 (1-33-741-613)		25/6462-35 (5194160) 30x34x30	25/6407-40 (85824343) 30x44x14
CS78, CS86, CS94 (Type B)	25/486-76 (135700411048) 110x120x50	25/486-86 (1-33-141-024)	25/486-87 (1-33-141-024)	25/486-88 (1-33-141-040)		
CS100, CS110, CS120, CS130, CS150 (Type A, B, C, D - Premiers montages / Early model)					25/6462-39 (D142950) 40x44x35	25/6407-47 (N8897) 40x55x10
CS100, CS110, CS120, CS130, CS150 (Type A - Derniers montages/ Later model)					25/6425-51 (9667999)	25/6462-39 (D142950) 40x44x35
CS100, CS110, CS120, CS130, CS150 (Type B - Derniers montages/ Later model)	25/486-59 (9967993)	25/486-60 (9967992)	25/486-80 (9968010)	25/486-81 (337255A1)	25/6425-52 (1-33-741-036)	
CS100, CS110, CS120, CS130, CS150 (Type C, D - Derniers montages/ Later model)	105x115x44	115x125x42	115x125x44	125x135x42	25/6462-39 (D142950) 40x44x35	25/6407-100 (1-33-741-037)
CS100, CS110, CS120, CS130, CS150 (Type E, F)						
CVX120, CVX130, CVX150, CVX170, CVX1135, CVX1145, CVX1155, CVX1170, CVX1190					25/6462-39 (D142950) 40x44x35 Type A	25/6407-47 (N8897) 40x55x10 Type A

Les références des pièces sont indicatives.  
Nos pièces ne sont pas d'origine

Part numbers are quoted for reference purposes only.  
Our parts and accessories are not original.



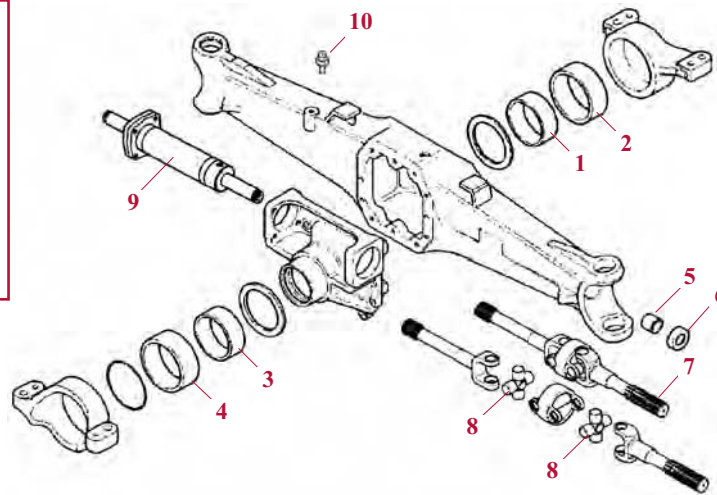
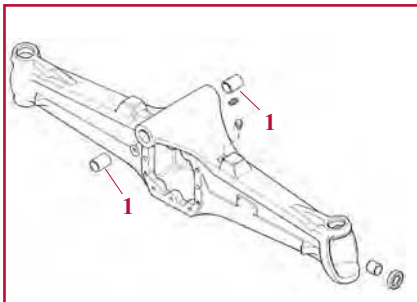
"THE RELIABLE SERVICE"



PONT AVANT 4RM  
FRONT AXLE 4WD

Pont avant Carraro / Carraro front axle

Balancier / Axle beam



Tracteurs Tractors	1 Bague Ring	2 Bague Ring	3 Bague Ring	4 Bague Ring	5 Bague Ring	6 Bague Oil seal
JX1060V, JX1070N/V, JX1075N/V, JX1095N/V						25/6407-113 (5194161)  25/6407-40 (85824343) 30x44x14
<b>Carraro 707</b> MX80C, MX90C, MX100C	25/486-59 (9967993) 105x115x44	25/486-60 (9967992) 115x125x42			25/6462-35 (5194160) 30x34x30	25/6407-39 (1966191C1) 30x40x11  25/6407-40 (85824343) 30x44x14
<b>Carraro 709 (Sauf / Except 20.25S)</b> MX100, MX110, MX120, MX135, MX150, MX170	25/486-75 (D149725) 50x60x54				25/6462-39 (D142950) 40x44x35	25/6407-114 (247514A1)
PJN55, PJN65, PJN75, PJV55, PJV65, PJV75 (Std)	25/486-77 (112471A1)				25/6462-35 (5194160) 30x34x30	25/6407-40 (85824343) 30x44x14
PJN55, PJN65, PJN75, PJV55, PJV65, PJV75 (Vigneron & étroit / Vineyard & narrow)	25/486-78 (1966215C1) 40x44x50					25/6462-50 (112474A1)

Les références des pièces sont indicatives.  
Nos pièces ne sont pas d'origine

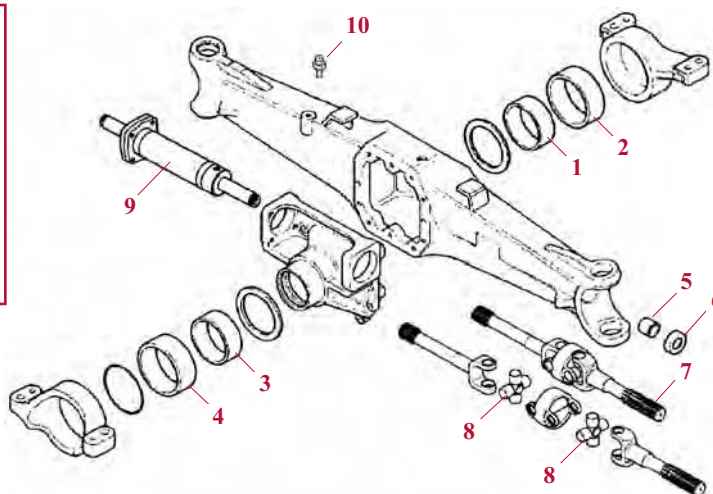
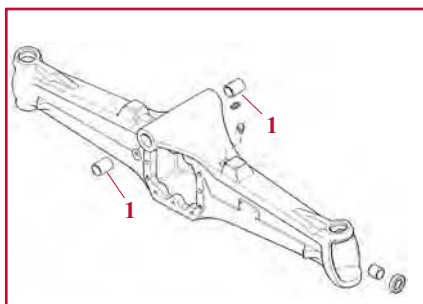
Part numbers are quoted for reference purposes only.  
Our parts and accessories are not original.



PONT AVANT 4RM  
FRONT AXLE 4WD

Pont avant Carraro / Carraro front axle

Balancier / Axle beam



	7	8	9	10
Tracteurs Tractors	Arbre Shaft	Croisillon U-joint	Vérin Cylinder	Reniflard Valve
<b>Carraro Std-164</b> 238, 248, 258, 268, 288, 395, 495, 495XL, 595, 595XL, 695, 695XL, 795, 795XL, 895, 895XL, 995, 995XL	<b>25/6402-30</b> (1537637C1)	<b>25/6403-13</b> (5194198, 100546A1, 1537634C1)	<b>25/580-10</b> (1537617C1)	<b>25/6461-1</b> (104988, 1966149C1, 5194153, 137700410813, 1390260702, 3134273R1, 3475328M1, 898138H1)
<b>Carraro 707</b> 238, 248, 258, 268, 288, 395, 495, 495XL, 595, 595XL, 695, 695XL, 795, 795XL, 895, 895XL, 995, 995XL				
2120, 2230, 2140, 2150				
<b>Carraro 707</b> 3210, 3220, 3230, 4210, 4220, 4230, 4240	<b>25/6402-30</b> (1537637C1)		<b>25/580-10</b> (1537617C1)	
<b>Carraro 709</b> 5120, 5130, 5140, 5150, 5220, 5230, 5240, 5250	<b>25/6402-31</b> ( 81882C1)	<b>25/6403-62</b> (9968059, 144465A1, N14411, B507526, 1-33-742-629, 195215A1, 137700420872)	<b>25/580-11</b> (1530744C1)	
<b>Carraro 707</b> C50, C60C70, C80, C90, C100, CX50, CX60, CX70, CX80, CX90, CX100	<b>25/6402-30</b> (1537637C1)	<b>25/6403-13</b> (5194198, 100546A1, 1537634C1)	<b>25/580-10</b> (1537617C1)	
CS48, CS52, CS58, CS63				
CS68, CS75 (Type D, E) CS78, CS86, CS94 (Type A, C, D & E) CS100, CS110, CS120, CS130, CS150		<b>25/6403-62</b> (9968059, 144465A1, N14411, B507526, 1-33-742-629, 195215A1, 137700420872)		
CVX120, CVX130, CVX150, CVX170, CVX1135, CVX1145, CVX1155, CVX1170, CVX1190				
JX1060V, JX1070N/V, JX1075N/V, JX1095N/V				
<b>Carraro 707</b> MX80C, MX90C, MX100C	<b>25/6402-30</b> (1537637C1)	<b>25/6403-13</b> (5194198, 100546A1, 1537634C1)	<b>25/580-10</b> (1537617C1)	
<b>Carraro 709</b> MX80C, MX90C, MX100, MX100C, MX110, MX120, MX135, MX150, MX170		<b>25/6403-104</b> (89507283, 247543A1, 337260A1)		
PJN55, PJN65, PJN75, PJV55, PJV65, PJV75				

Les références des pièces sont indicatives.  
Nos pièces ne sont pas d'origine

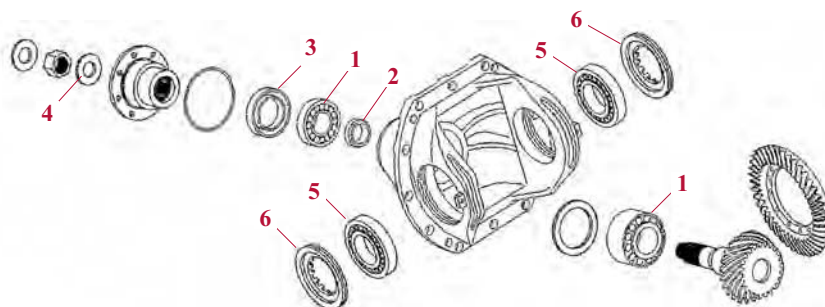
Part numbers are quoted for reference purposes only.  
Our parts and accessories are not original.



PONT AVANT 4RM  
FRONT AXLE 4WD

Pont avant Carraro / Carraro front axle

Entrée du différentiel / Differential input



Tracteurs Tractors	1 Roulement Bearing	2 Entretoise Spacer	3 Bague Oil ring	4 Rondelle Ring	5 Roulement Bearing	6 Ecrus Nuts
<b>Carraro Std-164</b> 238, 248, 258, 268, 288, 395, 495, 495XL, 595, 595XL, 695, 695XL, 795, 795XL, 895, 895XL, 995, 995XL						
<b>Carraro 707</b> 238, 248, 258, 268, 288, 395, 495, 495XL, 595, 595XL, 695, 695XL, 795, 795XL, 895, 895XL, 995, 995XL, 3210, 3220, 3230, 4210, 4220, 4230, 4240, C70, C80, C90, C100, CX50, CX60, CX70, CX80, CX90, CX100	25/353-35 (V39878)	25/361-15 (1537627C1)	25/355-28 (5194224) 58x82x16	25/346-16 (1966574C1)	25/352-25 (1964245C1)	25/365-4 (1966559C1)
<b>Carraro 707</b> C50, C60, C70, C80, C90, C100 CX50, CX60, CX70, CX80, CX90, CX100			25/355-29 (311565A1)			
<b>Carraro 707</b> MX80C, MX90C, MX100C	25/353-18 (K395090, 3523862M91) 39x88x27	25/361-5 (1349058C1)	25/355-14 (247534A1) 72x100x27	25/346-11 (9968031)	25/352-8 (3140666R91)	
<b>Carraro 709</b> MX80C, MX90C, MX100, MX100C, MX110, MX120, MX135, MX150, MX170					25/352-25 (1964245C1)	
<b>Carraro 709</b> MX135, MX150, MX170	25/353-19 (P1139855, X1139855)	25/361-16 (175957A1)			25/352-8 (3140666R91)	
<b>Carraro 709</b> 5120, 5130, 5140, 5150, 5220, 5230, 5240, 5250	25/353-18 (K395090, 3523862M91) 39x88x27	25/361-5 (1349058C1)	25/355-13 (81873C1) 65x92x14			
2120, 2230, 2140, 2150	25/353-35 (V39878)	25/361-15 (1537627C1)	25/355-28 (5194224) 58x82x16	25/346-16 (1966574C1)	25/352-25 (1964245C1)	

Les références des pièces sont indicatives.  
Nos pièces ne sont pas d'origine

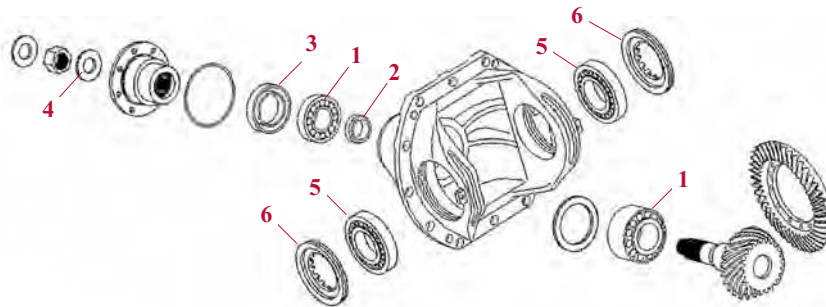
Part numbers are quoted for reference purposes only.  
Our parts and accessories are not original.



**PONT AVANT 4RM  
FRONT AXLE 4WD**

**Pont avant Carraro / Carraro front axle**

**Entrée du différentiel / Differential input**



Tracteurs Tractors	1 Roulement Bearing	2 Entretoise Spacer	3 Bague Oil ring	4 Rondelle Ring	5 Roulement Bearing	6 Ecrin Nut
CS48, CS52, CS58, CS63 (Type A, B)	25/353-36 (1-33-742-746) 35x80x21	25/361-15 (1537627C1)	25/355-28 (5194224) 58x82x16	25/346-16 (1966574C1)	25/352-26 (1-33-742-750, 354721A1, 26799970)	25/365-4 (1966559C1)
C55, C64, C70 (Type A) CS68, CS75 (Type A, B, C) CS48, CS52, CS58, CS63 (Type C)	25/353-37 (190003326072, 190003326124)		25/355-31 (1397421032)			
CS68, CS75 (Type D, E) CS78, CS86, CS94 (Type A, C, D & E)	25/353-35 (V39878)	25/361-15 (1537627C1)	25/355-28 (5194224) 58x82x16	25/346-16 (1966574C1)	25/352-26 (1-33-742-750, 354721A1, 26799970)	
CS100, CS110, CS120, CS130, CS150 (Type A, B, C, D) (Premiers modèles / Early models)	25/353-37 (190003326072, 190003326124)	25/361-5 (1349058C1)	25/355-32 (295151A1)	25/346-11 (9968031)	25/352-27 (190003326030)	
CS100, CS110, CS120, CS130, CS150 (Type A, B, C, D) (Derniers modèles / Later models)	25/353-18 (K395090, 3523862M91 39x88x27)	25/361-17 (K261014)		25/346-17 (1349059C1)	25/352-8 (3140666R91)	
CS100, CS110, CS120, CS130, CS150 (Type E, F) (Premiers modèles / Early models)				25/346-18 (144454A1)	25/352-27 (190003326030, 137700420820)	
CS100, CS110, CS120, CS130, CS150 (Type E, F) (Derniers modèles / Later models)		25/361-5 (1349058C1)				
CVX120, CVX130, CVX150, CVX170, CVX1135, CVX1145, CVX1155, CVX1170, CVX1190 (Type A)	25/353-37 (190003326072, 190003326124)					
CVX120, CVX130, CVX150, CVX170, CVX1135, CVX1145, CVX1155, CVX1170, CVX1190 (Type B, C)						
CVX120, CVX130, CVX150, CVX170, CVX1135, CVX1145, CVX1155, CVX1170, CVX1190 (Type D, E, F)	25/353-19 (P1139855, X1139855)	25/361-16 (175957A1)	25/355-14 (247534A1) 72x100x27	25/346-11 (9968031)	25/352-29 (1966894C1)	
PJN55, PJN65, PJN75, PJV55, PJV65, PJV75	25/353-35 (V39878)	25/361-15 (1537627C1)	25/355-28 (5194224) 58x82x16	25/346-16 (1966574C1)	25/352-25 (1964245C1)	

Les références des pièces sont indicatives.  
Nos pièces ne sont pas d'origine

Part numbers are quoted for reference purposes only.  
Our parts and accessories are not original.

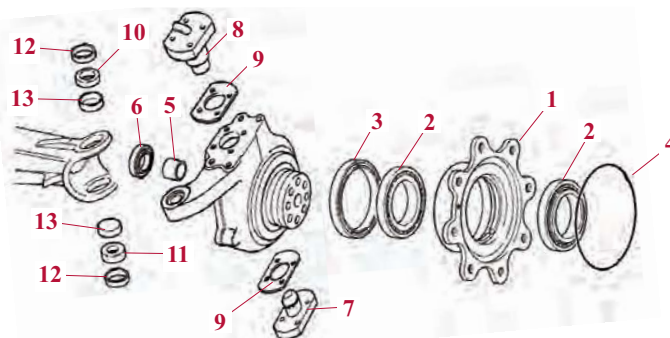




PONT AVANT 4RM  
FRONT AXLE 4WD

Pont avant Carraro / Carraro front axle

Carter du moyeu / hub carrier



Tracteurs Tractors	1 Moyeu Hub	2 Roulement Bearing	3 Bague Oil ring	4 O-ring O-Ring	5 Bague Ring	6 Bague Oil ring
<b>Carraro Std-164</b> 238, 248, 258, 268, 288, 395, 495, 495XL, 595, 595XL, 695, 695XL, 795, 795XL, 895, 895XL, 995, 995XL	25/445-9 (100558A1)	25/6410-41 (1966169C1) 95x135x20	25/6408-49 (311569A1) 130x160x17	25/6413-6 (100552A1)	25/6462-37 (100532A1) 45x50x35	25/6407-37 (100529A1) 45x65x12
<b>Carraro 707</b> 238, 248, 258, 268, 288, 395, 495, 495XL, 595, 595XL, 695, 695XL, 795, 795XL, 895, 895XL, 995, 995XL, 2120, 2230, 2140, 2150 (Std)		25/6410-44 (301206A1)				
2120, 2230, 2140, 2150 (Vigneron & étroit - Anciens modèles Vineyard & Narrow - Early models)				25/6413-8 (112493A1)	25/6462-53 (K395103) 42x62x14	25/6407-105 (K395019) 42x46x32
2120, 2230, 2140, 2150 (Vigneron & étroit - Nouveaux modèles Vineyard & Narrow - Late models)		25/6410-41 (1966169C1) 95x135x20	25/6408-49 (311569A1) 130x160x17			
<b>Carraro 707</b> 3210, 3220, 3230, 4210, 4220, 4230, 4240	25/445-9 (100558A1)			25/6413-6 (100552A1)	25/6462-37 (100532A1) 45x50x35	25/6407-37 (100529A1) 45x65x12
<b>Carraro 709</b> 5120, 5130, 5140, 5150	25/445-8 (K395123)	25/6410-32 (81676C1) 110x159x23	25/6408-29 (277877A1) 150x176x16		25/6462-38 (1967535C1) 35x39x35	25/6407-38 (295151A1) 35x52x16
<b>Carraro 709</b> 5220, 5230, 5240, 5250			25/6408-51 (1349265C1) 155x176x16			
AVJ55, AVJ60, AVJ70 VJ60		25/6410-49 (24903450) 60x95x23 Int. / Inn. 25/6410-50 (24903460) 65x100x23 Ext. / Out.	25/6408-86 (5135387) 90x120x13			
<b>Carraro 707</b> C50, C60, C70, C80, C90, C100 CX50, CX60, CX70, CX80, CX90, CX100	25/445-9 (100558A1)	25/6410-41 (1966169C1) 95x135x20	25/6408-49 (311569A1) 130x160x17	25/6413-6 (100552A1)	25/6462-37 (100532A1) 45x50x35	25/6407-101 (311564A1) 65x45x18.5

Les références des pièces sont indicatives.  
Nos pièces ne sont pas d'origine

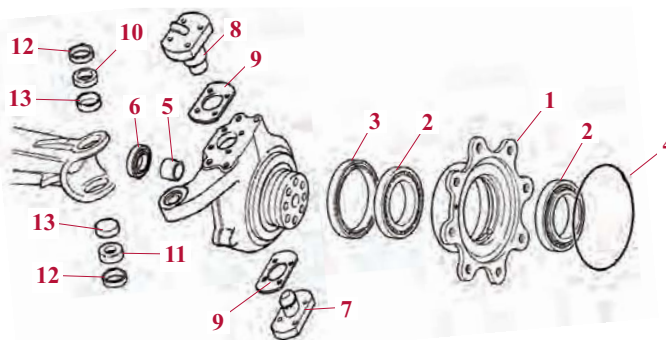
Part numbers are quoted for reference purposes only.  
Our parts and accessories are not original.



PONT AVANT 4RM  
FRONT AXLE 4WD

Pont avant Carraro / Carraro front axle

Carter du moyeu / hub carrier



Tracteurs Tractors	2 Roulement Bearing	3 Bague Oil ring	4 O-ring O-Ring	5 Bague Ring	6 Bague Oil ring
CS48, CS52, CS58, CS63 (Type A, B)	25/6410-45 (1-33-742-645) 95x135x20	25/6408-49 (311569A1) 130x160x17	25/6413-6 (100552A1)	25/6462-37 (100532A1) 45x50x35	
C55, C64, C70 (Type A) CS68, CS75 (Type A, B, C) CS48, CS52, CS58, CS63 (Type C)	25/6410-46 (B512106) 110x158x23	25/6408-82 (1-33-741-034) 150x180x14.5	25/6413-9 (1-33-741-022)	25/6462-54 (1397421043) 58x80x16.5	25/6407-107 (G10418)
CS78, CS86, CS94 (Type B)					25/6407-108 (354739A1) 80x50x16
CS68, CS75 (Type D) CS78, CS86, CS94 (Type A, C, D)	25/6410-45 (1-33-742-645) 95x135x20	25/6408-49 (311569A1) 130x160x17	25/6413-6 (100552A1)	25/6462-37 (100532A1) 45x50x35	25/6407-37 (100529A1) 45x65x12
CS68, CS75 (Type E)					25/6407-109 (402359A1, 85824345) 45x60x16
CS78, CS86, CS94 (Type E)	25/6410-41 (1966169C1) 95x135x20	25/6408-83 (1-33-744-612) 130x160x14.5/16			
CS100, CS110, CS120, CS130, CS150	25/6410-32 (81676C1) 110x159x23	25/6408-51 (1349265C1) 155x176x16	25/6413-7 (Q2930467)	25/6462-38 (1967535C1) 35x39x35	25/6407-38 (295151A1) 35x52x16
			25/6413-10 (1-33-741-703)	25/6462-52 (300166A1, 85807981) 48x53x40	25/6407-102 (619063M1)
CVX120, CVX130, CVX150, CVX170, CVX1135, CVX1145, CVX1155, CVX1170, CVX1190		25/6408-81 (87415728) 150x180x16	25/6413-7 (Q2930467) Type D	25/6462-52 (300166A1, 85807981) 48x53x40	25/6407-102 (619063M1) Type A, B, C
			25/6413-10 (1-33-741-703) Type A, B, C, E		25/6407-104 (85821287) 48x65x16.5 Type D, E
JX55, JX60, JX65, JX70	25/6410-49 (24903450) 60x95x23 Int. / Imm. 25/6410-50 (24903460) 65x100x23 Ext. / Out.	25/6408-86 (5135387) 90x120x13			

Les références des pièces sont indicatives.  
Nos pièces ne sont pas d'origine

Part numbers are quoted for reference purposes only.  
Our parts and accessories are not original.



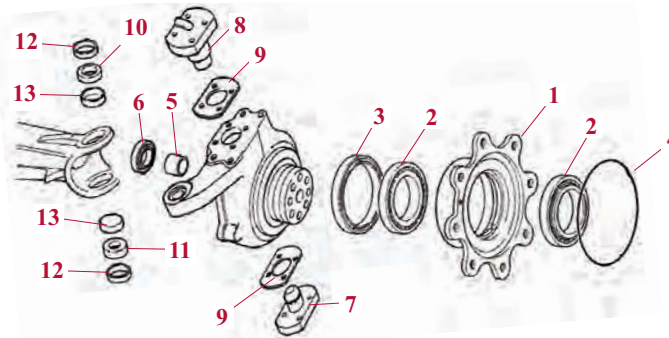
"THE RELIABLE SERVICE"



**PONT AVANT 4RM  
FRONT AXLE 4WD**

**Pont avant Carraro / Carraro front axle**

**Carter du moyeu / hub carrier**



	1	2	3	4	5	6
Tracteurs Tractors	Moyeu Hub	Roulement Bearing	Bague Oil ring	O-ring O-Ring	Bague Ring	Bague Oil ring
JX75, JX80, JX85, JX90, JX95, JX80U, JX90U, JX100U, JX1080U, JX1090U, JX1100U MXM120, MXM130, MXM135, MXM140, MXM150, MXM165, MXM180 MXU100, MXU110, MXU115, MXU125, MXU130, MXU135		<b>25/6410-51</b> (24903470) 70x110x25	<b>25/6408-87</b> (5136004) 105x125x12			
JX80U, JX90U, JX100U, JX1080U, JX1090U, JX1100U MXM120, MXM130, MXM135, MXM140, MXM150, MXM155, MXM165, MXM175, MXM180, MXM190 MXU100, MXU110, MXU115, MXU125, MXU135		<b>25/6410-52</b> (5136951, 85806002) 95x135x20	<b>25/6408-88</b> (5184116, 5177708, 5137109) 165x190x17			
MXM120, MXM130, MXM135, MXM140, MXM150, MXM155, MXM165, MXM175, MXM180, MXM190 Power-Shift		<b>25/6410-53</b> (5133737, 83952531) 110x159x23	<b>25/6408-89</b> (5133736) 190x220x20			
<b>Carraro 707</b> MX80C, MX90C, MX100C	<b>25/445-9</b> (100558A1)	<b>25/6410-41</b> (1966169C1) 95x135x20	<b>25/6408-49</b> (311569A1) 130x160x17	<b>25/6413-6</b> (100552A1) 217x224x2.5	<b>25/6462-37</b> (100532A1) 45x50x35	<b>25/6407-37</b> (100529A1) 45x65x12
<b>Carraro 709</b> MX80C, MX90C, MX100, MX100C, MX110, MX120, MX135						<b>25/6407-48</b> (247519A1) 45x70x17
<b>Carraro 709</b> MX100, MX110, MX120, MX135		<b>25/6410-32</b> (81676C1) 110x159x23	<b>25/6408-81</b> (87415728) 150x180x16			<b>25/6407-102</b> (6190263M1)
<b>Carraro 709</b> MX150, MX170				<b>25/6413-7</b> (Q2930467)	<b>25/6462-52</b> (300166A1, 85807981) 48x53x40	<b>25/6407-103</b> (300167A1) 48x75x17
<b>Carraro 709</b> MX150						<b>25/6407-104</b> (85821287) 48x65x16.5
PJN55, PJN65, PJN75, PJV55, PJV65, PJV75 Std		<b>25/6410-44</b> (301206A1)	<b>25/6408-49</b> (311569A1) 130x160x17	<b>25/6413-6</b> (100552A1)	<b>25/6462-37</b> (100532A1) 45x50x35	<b>25/6407-109</b> (402359A1, 85824345) 45x60x16
PJN55, PJN65, PJN75, PJV55, PJV65, PJV75 Vignerow & étroit / Vineyard & narrow			<b>25/6408-81</b> (87415728) 150x180x16	<b>25/6413-8</b> (112493A1)	<b>25/6462-55</b> (K395019)	

Les références des pièces sont indicatives.  
Nos pièces ne sont pas d'origine

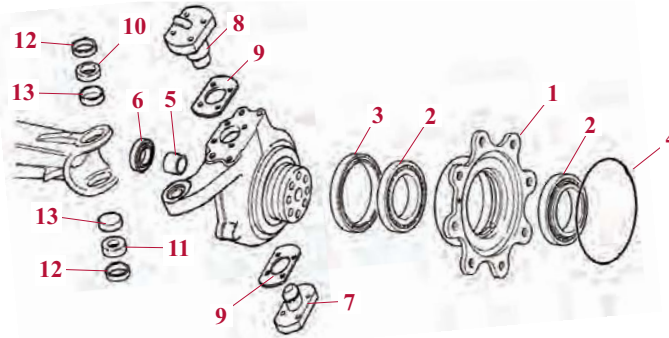
Part numbers are quoted for reference purposes only.  
Our parts and accessories are not original.



PONT AVANT 4RM  
FRONT AXLE 4WD

Pont avant Carraro / Carraro front axle

Carter du moyeu / hub carrier



	7	8	9	10	11	12	13
Tracteurs Tractors	Pivot inf. Lower pin	Pivot sup. Upper pin	Epaisseur Shim	Roulement ou bague Bearing or ring		Bague Ring	Chapeau Cap
<b>Carraro Std-164</b> 238, 248, 258, 268, 288, 395, 495, 495XL, 595, 595XL, 695, 695XL, 795, 795XL, 895, 895XL, 995, 995XL	<b>25/6450-77</b> (1966190C1) Ø22-42	<b>25/6450-65</b> (100531A1, 1537621C1)	<b>25/6453-118</b> (1966187C1) 0,10mm	<b>25/6451-34</b> (100522A1)	<b>25/6451-35</b> (100520A1) 25x47x15	<b>25/6425-42</b> (1966038C1) 45x55x10	<b>25/6425-55</b> (1966208C1)
<b>25/6453-119</b> (1966188C1) 0,19mm							
<b>Carraro 707</b> 238, 248, 258, 268, 288, 395, 495, 495XL, 595, 595XL, 695, 695XL, 795, 795XL, 895, 895XL, 995, 995XL	<b>25/6453-120</b> (1966189C1) 0,35mm						
2120, 2230, 2140, 2150 (Std)	<b>25/6450-63</b> (85805983)	<b>25/6450-66</b> (85805980)					
2120, 2230, 2140, 2150 (Vigneron & étroit - Anciens modèles Vineyard & Narrow - Early models)	<b>25/6450-64</b> (130148A1)	<b>25/6450-67</b> (130145A1)				<b>25/6425-53</b> (5194158)	<b>25/6425-57</b> (194164, 122268A1) Inf / Lower 61x43x0,9
2120, 2230, 2140, 2150 (Vigneron & étroit - Nouveaux modèles Vineyard & Narrow - Late models)	<b>25/6450-77</b> (1966190C1) Ø22-42		<b>25/6453-118</b> (1966187C1) 0,10mm	<b>25/6451-84</b> (1966042C1)		<b>25/6425-42</b> (1966038C1) 45x55x10	<b>25/6425-55</b> (1966208C1)
			<b>25/6453-119</b> (1966188C1) 0,19mm				
			<b>25/6453-120</b> (1966189C1) 0,35mm				
<b>Carraro 707</b> 3210, 3220, 3230, 4210, 4220, 4230, 4240 C50, C60, C70, C80, C90, C100 CX50, CX60, CX70, CX80, CX90, CX100 MX80C	<b>25/6450-63</b> (85805983)	<b>25/6450-66</b> (85805980)		<b>25/6451-34</b> (100522A1)	<b>25/6451-35</b> (100520A1) 25x47x15	<b>25/6425-53</b> (5194158) 46x35.5x3.5	<b>25/6425-56</b> (122270A1) Sup. / Upper 71x36x25
							<b>25/6425-57</b> (194164, 122268A1) Inf / Lower 61x43x0,9
<b>Carraro 709</b> 5120, 5130, 5140, 5150, 5220, 5230, 5240, 5250	<b>25/6450-19</b> (N13504) Ø28-50	<b>25/6450-18</b> (1995414C1, B503049) Ø36-50	<b>25/6453-28</b> (K395036) 0,10mm	<b>25/6451-36</b> (9967999, N14372) 34x52x16	<b>25/6451-26</b> (N14373) 28x48x15	<b>25/6425-43</b> (K262811, K395039) 50x62x7	
			<b>25/6453-29</b> (K395037) 0,19mm				
			<b>25/6453-30</b> (K395038) 0,35mm				

Les références des pièces sont indicatives.  
Nos pièces ne sont pas d'origine

Part numbers are quoted for reference purposes only.  
Our parts and accessories are not original.



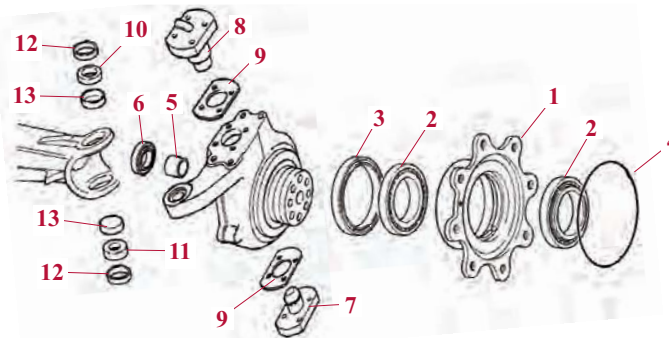
"THE RELIABLE SERVICE"



**PONT AVANT 4RM  
FRONT AXLE 4WD**

**Pont avant Carraro / Carraro front axle**

**Carter du moyeu / hub carrier**



	7	8	9	10	11	12	13
Tracteurs Tractors	Pivot inf. Lower pin	Pivot sup. Upper pin	Epaisseur Shim	Roulement Bearing	Roulement Bearing	Bague Ring	Chapeau Cap
7210, 7220, 7230, 7240, 7250, 8910, 8920, 8930, 8940, 8950	<b>25/6450-34</b> (231014A1) Ø33-51			<b>25/6451-25</b> (671032R1, 671033R1) 33x68x21			
AVJ55, AVJ60, AVJ70, VJ60	<b>25/6450-70</b> (5122540) Ø30-52		<b>25/6453-126</b> (5100789) 0,1mm (A) <b>25/6453-127</b> (5100790) 0,15mm (A)	<b>25/6451-87</b> (24903780) 28x55x18		<b>25/6425-12</b> (5122548) 30x64x21	
<b>Carraro 707</b> C50, C60, C70, C80, C90, C100 CX50, CX60, CX70, CX80, CX90, CX100	<b>25/6450-63</b> (85805983)	<b>25/6450-66</b> (85805980)		<b>25/6451-34</b> (100522A1)	<b>25/6451-35</b> (100520A1) 25x47x15	<b>25/6425-53</b> (5194158)	<b>25/6425-56</b> (122270A1) Sup. / Upper 71x36x25 <b>25/6425-57</b> (194164, 122268A1) Inf / Lower 61x43x0,9
C55, C64, C70 (Type A) CS48, CS52, CS58, CS63 (Type C) CS68, CS75 (Type A, B, C)	<b>25/6450-68</b> (1-33-741-014)		<b>25/6453-121</b> (135700411052) 0,2mm <b>25/6453-122</b> (135700411053) 0,5mm	<b>25/6451-85</b> (135700411005, 530741R1)		<b>25/6425-58</b> (1-33-741-013) + <b>25/6425-59</b> (1-33-741-012, 98-042413)	
CS78, CS86, CS94 (Type B)	<b>25/6450-63</b> (354745A1)						
CS48, CS52, CS58, CS63 (Type A, B) CS68, CS75 (Type D) CS78, CS86, CS94 (Type A, C, D, E)	<b>25/6450-63</b> (85805983)	<b>25/6450-66</b> (85805980)		<b>25/6451-34</b> (100522A1)	<b>25/6451-35</b> (100520A1) 25x47x15	<b>25/6425-53</b> (5194158)	
CS100, CS110, CS120, CS130, CS150 Type A, D, E, F Type B, C - Premiers mod. / Early mod.				<b>25/6451-36</b> (9967999, N14372) 34x52x16			<b>25/6425-56</b> (122270A1) Sup. / Upper 71x36x25
CS100, CS110, CS120, CS130, CS150 Type B, C - Demiers mod. / Late models	<b>25/6450-33</b> (122259A1)	<b>25/6450-49</b> (9968023) Ø35-50		<b>25/6451-86</b> (1-33-741-036) 35x52x50	<b>25/6451-26</b> (N14373) 28x48x15	<b>25/6425-54</b> (9967998)	<b>25/6425-57</b> (194164, 122268A1) Inf / Lower 61x43x0,9
CVX120, CVX130, CVX150, CVX170, CVX1135, CVX1145, CVX1155, CVX1170, CVX1190 (Type A, B, C)				<b>25/6451-36</b> (9967999, N14372) 34x52x16			
CVX120, CVX130, CVX150, CVX170, CVX1135, CVX1145, CVX1155, CVX1170, CVX1190 (Type D, E)	<b>25/6450-69</b> (1-33-741-717, 406724A1)						

(A) Autres épaisseurs sur demande / Other thickness on request

Les références des pièces sont indicatives.  
Nos pièces ne sont pas d'origine

Part numbers are quoted for reference purposes only.  
Our parts and accessories are not original.

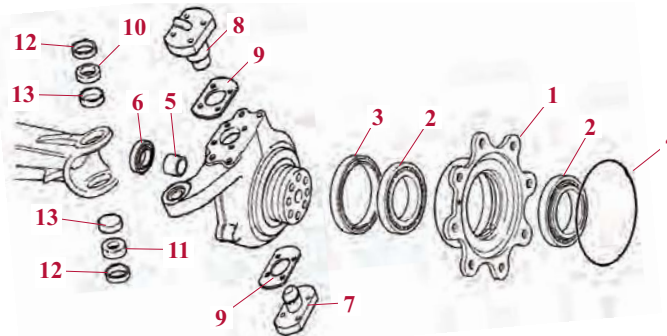




PONT AVANT 4RM  
FRONT AXLE 4WD

Pont avant Carraro / Carraro front axle

Carter du moyeu / hub carrier



	7	8	9	10	11	12	13
Tracteurs Tractors	Pivot inf. Lower pin	Pivot sup. Upper pin	Epaisseur Shim	Roulement Bearing	Roulement Bearing	Bague Ring	Chapeau Cap
JX55, JX60, JX65, JX70 VJ60	<b>25/6450-70</b> (5122540) Ø30-52		<b>25/6453-126</b> (5100789) 0,1mm (A) <b>25/6453-127</b> (5100790) 0,15mm (A)	<b>25/6451-87</b> (24903780) 28x55x18		<b>25/6425-12</b> (5122548) 30x64x21	
JX75, JX80, JX85, JX90	<b>25/6450-71</b> (5121116) Ø30-56 trou / hole Ø10.8		<b>25/6453-129</b> (5110074) 0,1mm (A) <b>25/6453-130</b> (5110075) 0,15mm (A)	<b>25/6451-88</b> (5119699) 30x64x21		<b>25/6452-61</b> (5121471) 56x70x10	
JX75, JX80, JX85, JX90, JX95, JX80U, JX90U, JX100U, JX1080U, JX1090U, JX1100U MXM120, MXM130, MXM135, MXM140, MXM150, MXM155, MXM165, MXM175, MXM180, MXM190 MXU100, MXU110, MXU115, MXU125, MXU130, MXU135	<b>25/6450-72</b> (5137239) Ø30-56 trou / hole Ø12.8		<b>25/6453-133</b> (5137456) 0,1mm (A)	<b>25/6451-88</b> (5119699) 30x64x21		<b>25/6452-61</b> (5121471) 56x70x10	
MXM120, MXM130, MXM135, MXM140, MXM150, MXM155, MXM165, MXM175, MXM180, MXM190 Power-Shift	<b>25/6450-73</b> (5137138)		<b>25/6453-136</b> (5137114) 0,1mm (A) <b>25/6453-137</b> (5137115) 0,15mm (A)	<b>25/6451-89</b> (5119660) 40x80x29		<b>25/6452-62</b> (5121907, 5111414) 70x90x11	
<b>Carraro 707</b> MX80C	<b>25/6450-63</b> (85805983)	<b>25/6450-66</b> (85805980)		<b>25/6451-34</b> (100522A1)	<b>25/6451-35</b> (100520A1) 25x47x15	<b>25/6425-53</b> (5194158)	
<b>Carraro 707</b> MX90C, MX100C	<b>25/6450-33</b> (122259A1)	<b>25/6450-32</b> (247517A1)					<b>25/6425-56</b> (122270A1) Sup. / Upper 71x36x25
<b>Carraro 709</b> MX80C, MX90C, MX100, MX100C, MX110, MX120, MX135, MX150, MX170 (20.19, 20.22, 20.29)	<b>25/6450-33</b> (122259A1)	<b>25/6450-32</b> (247517A1)		<b>25/6425-27</b> (247503A2)	<b>25/6451-26</b> (N14373) 28x48x15		<b>25/6425-57</b> (194164, 122268A1) Inf. / Lower 61x43x0,9
<b>Carraro 709</b> MX100, MX110, MX120, MX135, MX150 (20.25S)		<b>25/6450-49</b> (9968023) Ø35-50		<b>25/6451-36</b> (9967999, N14372) 34x52x16		<b>25/6425-54</b> (9967998)	
PJN55, PJN65, PJN75, PJV55, PJV65, PJV75 Std	<b>25/6450-63</b> (85805983)	<b>25/6450-66</b> (85805980)		<b>25/6451-34</b> (100522A1)	<b>25/6451-35</b> (100520A1) 25x47x15	<b>25/6425-53</b> (5194158)	
PJN55, PJN65, PJN75, PJV55, PJV65, PJV75 Vignerow & étroit / Vineyard & narrow	<b>25/6450-64</b> (130148A1)	<b>25/6450-67</b> (130145A1)					

(A) Autres épaisseurs sur demande / Other thickness on request

Les références des pièces sont indicatives.  
Nos pièces ne sont pas d'origine

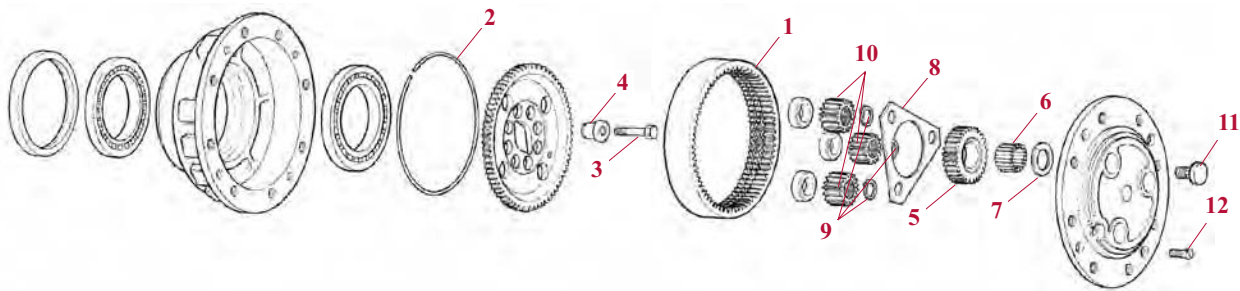
Part numbers are quoted for reference purposes only.  
Our parts and accessories are not original.



PONT AVANT 4RM  
FRONT AXLE 4WD

Pont avant Carraro / Carraro front axle

Reducteur / Planetary reduction



Tracteurs Tractors	1 Couronne Ring gear	2 O-ring O-Ring	3 Boulon Bolt	4 Bague de centrage Centre ring	5 Planétaire Planetary	6 Aiguille Needle
<b>Carraro Std-164</b> 238, 248, 258, 268, 288, 395, 495, 495XL, 595, 595XL, 695, 695XL, 795, 795XL, 895, 895XL, 995, 995XL	<b>25/6430-25</b> (100561A1)	<b>25/6436-9</b> (100599A1)	<b>25/452-36</b> (5194169) M12	<b>25/451-15</b> (100560A1)	<b>25/6431-23</b> (85806014)	<b>25/6433-13</b> (114295A1)
<b>Carraro 707</b> 238, 248, 258, 268, 288, 395, 495, 495XL, 595, 595XL, 695, 695XL, 795, 795XL, 895, 895XL, 995, 995XL	<b>25/6430-28</b> (112495A1)	<b>25/6436-11</b> (112496A1)	<b>25/452-38</b> (85806010) M10x45	<b>25/451-16</b> (116426A1)	<b>25/6431-28</b> (141370A1)	<b>25/6433-16</b> (141368A1)
2120, 2230, 2140, 2150 (Premiers modèles / Early models)	<b>25/6430-29</b> (1966202C1)	<b>25/6436-12</b> (K965306)			<b>25/6431-29</b> (1966269C1)	<b>25/6433-17</b> (118333A1)
<b>Carraro 707</b> 3210, 3220, 3230, 4210, 4220, 4230, 4240	<b>25/6430-25</b> (100561A1)	<b>25/6436-9</b> (100599A1)	<b>25/452-36</b> (5194169) M12	<b>25/451-16</b> (116426A1)	<b>25/6431-23</b> (85806014)	<b>25/6433-13</b> (114295A1)
<b>Carraro 709</b> 5120, 5130, 5140, 5150 5220, 5230, 5240, 5250	<b>25/6430-18</b> (H437677)	<b>25/6436-3</b> (H437679)	<b>25/452-17</b> (K395131) M14	<b>25/451-12</b> (107071A1) Ø20mm <b>25/451-18</b> (107072A1) Ø24mm	<b>25/6431-27</b> (K395110) <b>25/6431-16</b> (N13513)	<b>25/6433-11</b> (119686A1)
<b>Carraro 707</b> C50, C60, C70, C80, C90, C100 CX50, CX60, CX70, CX80, CX90, CX100	<b>25/6430-25</b> (100561A1)	<b>25/6436-9</b> (100599A1)	<b>25/452-36</b> (5194169) M12	<b>25/451-16</b> (116426A1)	<b>25/6431-23</b> (85806014)	<b>25/6433-13</b> (114295A1)
CS48, CS52, CS58, CS63 (Type A, B)	<b>25/6430-30</b> (1537868C1)		<b>25/452-38</b> (85806010) M10x45		<b>25/6431-30</b> (1537869C1)	<b>25/6433-18</b> (1-33-742-758)
CS48, CS52, CS58, CS63 (Type C) C55, C64, C70 (Type B) CS68, CS75 (Type A, B, C) CS78, CS86, CS94 (Type B)	<b>25/6430-31</b> (1-33-742-061)	<b>25/6436-13</b> (1-33-741-018)	<b>25/452-39</b> (135700411070) M10x35-10,9		<b>25/6431-31</b> (1-33-741-001)	<b>25/6433-19</b> (1-33-742-059)
CS68, CS75 (Type D, E) CS78, CS86, CS94 (Type D, E)	<b>25/6430-32</b> (1-33-742-671)	<b>25/6436-9</b> (100599A1)	<b>25/452-38</b> (85806010) M10x45	<b>25/451-16</b> (116426A1)	<b>25/6431-23</b> (85806014)	<b>25/6433-13</b> (114295A1)
CS78, CS86, CS94 (Type A, C)	<b>25/6430-25</b> (100561A1)					

Les références des pièces sont indicatives.  
Nos pièces ne sont pas d'origine

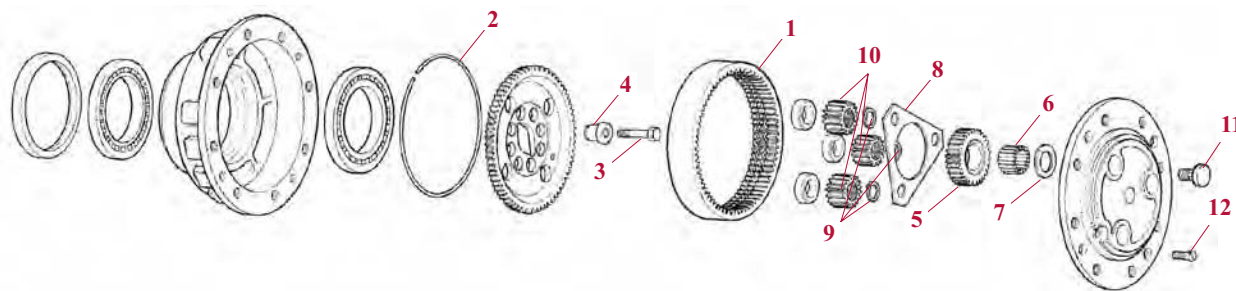
Part numbers are quoted for reference purposes only.  
Our parts and accessories are not original.



PONT AVANT 4RM  
FRONT AXLE 4WD

Pont avant Carraro / Carraro front axle

Reducteur / Planetary reduction



	1	2	3	4	5	6
Tracteurs Tractors	Couronne Ring gear	O-ring O-Ring	Boulon Bolt	Bague de centrage Centre ring	Planetaire Planetary	Aiguille Needle
CS100, CS110, CS120 (Type A)	25/6430-18 (H437677)	25/6436-3 (H437679)			25/6431-16 (N13513)	25/6433-11 (119686A1)
CS100, CS110, CS120 (Type B)	25/6430-33 (1-33-742-725)					
CS110, CS120 (Type E) CS130, CS150 (Type C, E) CVX120, CVX130, CVX150, CVX170, CVX1135, CVX1145, CVX1155, CVX1170, CVX1190 (Type A, B, D)	25/6430-27 (175976A1)	25/6436-10 (175984A1)	25/452-17 (K395131) M14	25/451-12 (107071A1) Ø20mm  25/451-18 (107072A1) Ø24mm	25/6431-26 (1-33-742-715) 31z	25/6433-15 (175978A1)
CS100, CS110, CS120, CS130, CS150 (Type D, F) CVX120, CVX130, CVX150, CVX170, CVX1135, CVX1145, CVX1155, CVX1170, CVX1190 (Type C, E)	25/6430-34 (6190291M1)					
<b>Carraro 707</b> MX80C, MX90C, MX100C	25/6430-25 (100561A1)	25/6436-9 (100599A1)	25/452-36 (5194169) M12	25/451-16 (116426A1)	25/6431-23 (85806014)	25/6433-13 (114295A1)
<b>Carraro 709</b> MX80C, MX90C, MX100, MX100C, MX110, MX120, MX135 20.19 & 20.22	25/6430-26 (247548A1)		25/452-37 (9968028) M12x45	25/451-17 (353362A1) 4,5mm	25/6431-24 (247551A1)	25/6433-14 (247550A1)
<b>Carraro 709</b> MX100, MX110, MX120, MX135, MX150, MX170 20.25S & 20.29 & 20.29S	25/6430-27 (175976A1)	25/6436-10 (175984A1)	25/452-17 (K395131) M14	25/451-12 (107071A1) Ø20mm  25/451-18 (107072A1) Ø24mm	25/6431-25 (175979A1)  25/6431-26 (1-33-742-715) 31z 20.25S	25/6433-15 (175978A1)
PJN55, PJN65, PJN75, PJV55, PJV65, PJV75 (Std)	25/6430-30 (1537868C1)	25/6436-9 (100599A1)	25/452-38 (85806010) M10x45	25/451-16 (116426A1)	25/6431-30 (1537869C1)	25/6433-20 (119685A1)
PJN55, PJN65, PJN75, PJV55, PJV65, PJV75 (Vigneron & étroit Vineyard & narrow)	25/6430-28 (112495A1)	25/6436-11 (112496A1)			25/6431-28 (141370A1)	25/6433-16 (141368A1)

Les références des pièces sont indicatives.  
Nos pièces ne sont pas d'origine

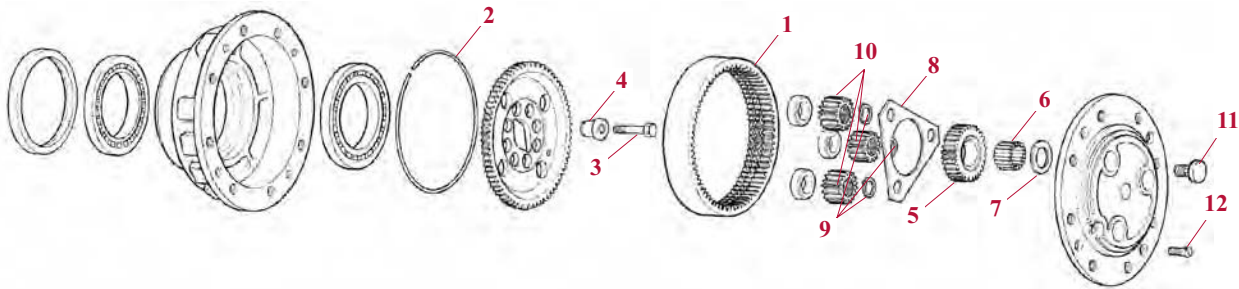
Part numbers are quoted for reference purposes only.  
Our parts and accessories are not original.



PONT AVANT 4RM  
FRONT AXLE 4WD

Pont avant Carraro / Carraro front axle

Reducteur / Planetary reduction



	7	8	9	10	11	12
Tracteurs Tractors	Rondelle Ring	Joint Seal	Circlip Circlip	Annulaire Sun gear	Bouchon Cap	Boulon Bolt
<b>Carraro Std-164</b> 238, 248, 258, 268, 288, 395, 495, 495XL, 595, 595XL, 695, 695XL, 795, 795XL, 895, 895XL, 995, 995XL						
<b>Carraro 707</b> 238, 248, 258, 268, 288, 395, 495, 495XL, 595, 595XL, 695, 695XL, 795, 795XL, 895, 895XL, 995, 995XL	<b>25/384-8</b> (K395091) 34x55x1.5	<b>25/6401-22</b> (85806016)			<b>25/6438-16</b> (100557A1) M30x2	<b>25/440-65</b> (905876R1) M8x20
2120, 2230, 2140, 2150 (Std)						
2120, 2230, 2140, 2150 (Vigneron & étroit - Anciens modèles Vineyard & Narrow - Early models)	<b>25/384-13</b> (112501A1)				<b>25/6438-18</b> (124482A1)	
2120, 2230, 2140, 2150 (Vigneron & étroit - Nouveaux modèles Vineyard & Narrow - Late models)	<b>25/384-14</b> (1966603C1)	<b>25/6401-23</b> (1966602C1)			<b>25/6438-19</b> (A156873)	<b>25/440-67</b> (905875R1) M12x25
<b>Carraro 707</b> 3210, 3220, 3230, 4210, 4220, 4230, 4240		<b>25/6401-22</b> (85806016)			<b>25/6438-16</b> (100557A1) M30 x 2 mm	<b>25/440-65</b> (905876R1) M8x20
<b>Carraro 709</b> 5120, 5130, 5140, 5150 5220, 5230, 5240, 5250	<b>25/384-8</b> (K395091)	<b>25/6401-15</b> (K395122)	<b>25/6434-19</b> (K261897)	<b>25/6406-20</b> (K395114)	<b>25/6438-17</b> (112624A1)	<b>25/440-66</b> (K395029)
<b>Carraro 707</b> C50, C60, C70, C80, C90, C100 CX50, CX60, CX70, CX80, CX90, CX100	<b>25/384-8</b> (K395091) 34x55x1.5	<b>25/6401-22</b> (85806016)				
<b>Carraro 707</b> MX80C, MX90C, MX100C					<b>25/6438-16</b> (100557A1) M30x2	<b>25/440-65</b> (905876R1) M8x20
<b>Carraro 709</b> MX80C, MX90C, MX100, MX100C, MX110, MX120, MX135 20.19 & 20.22	<b>25/384-11</b> (247556A1)					<b>25/440-68</b> (190003862031) M10x20
<b>Carraro 709</b> MX100, MX110, MX120, MX135, MX150, MX170 20.25S & 20.29 & 20.29S	<b>25/384-12</b> (175989A1)					

Les références des pièces sont indicatives.  
Nos pièces ne sont pas d'origine


Part numbers are quoted for reference purposes only.  
Our parts and accessories are not original.



**ARBRE DE TRANSMISSION  
FRONT DRIVE SHAFT**

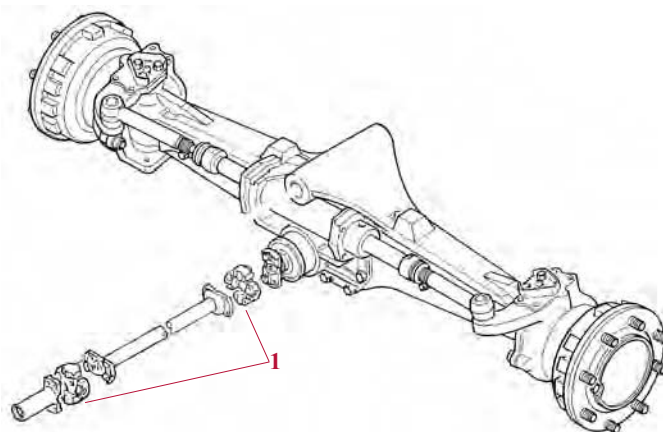


Tracteurs Tractors	Longueur Length	Arbre de transmission Propeller shaft
<b>ZF APL1351 - APL1551</b> 644, 744, 844, 845S, 743XL, 745XL, 844XL, 856XL	1040-1100 mm	<b>25/6491-11</b> (3148646R92, 3147166R92)
	1208-1268 mm	<b>25/6491-12</b> (3148647R92, 3147167R92)
<b>ZF APL1552</b> 955, 955XL, 1055, 1055XL	1830-1890 mm	<b>25/6491-8</b> (3230179R92)
<b>ZF APL3052</b> 644, 743, 743XL, 744, 745S, 745XL, 844, 844S, 844XL, 856XL	1370-1430 mm	<b>25/6491-9</b> (3223350R91)
	1530-1590 mm	<b>25/6491-10</b> (3223354R92)
<b>ZF APL3052</b> 955, 955XL, 1055, 1055XL	1735-1795 mm	<b>25/6491-6</b> (3221117R92)
	1775-1835 mm	<b>25/6491-7</b> (3221116R92)



Tracteurs Tractors	ØA mm	ØB mm	ØC mm	D mm	OE mm	Arbre Shaft
<b>ZF APL1351 - APL1551</b> <b>APL1552, APL3052</b> Pont déporté / Offset axle	120	35	64	345	8	<b>25/6490-1K</b>
<b>ZF APL1552</b>	120	38x106	63		10	<b>25/6490-2</b>
<b>Série 33 / 33 series</b>	100	30x89	44	225	8	<b>25/6490-3</b>

Tracteurs Tractors	Fig.	Filet. Thread	Dim. Size	Croisillon U-joint
<b>Carraro</b> MX80C, MX90C, MX100C	1	M8	96	<b>25/6403-109</b> (394125A1)
<b>Carraro</b> MX100, MX110, MX120, MX135, MX150, MX170		M10	120	<b>25/6403-102</b> (229108A1)
<b>Carraro</b> 5120, 5130, 5140, 5150, 5220, 5230, 5240, 5250		M8	96	<b>25/6403-103</b> (1981084C1)



Les références des pièces sont indicatives.  
Nos pièces ne sont pas d'origine











Part numbers are quoted for reference purposes only.  
Our parts and accessories are not original.





**ARBRE DE TRANSMISSION  
FRONT DRIVE SHAFT**

**MANCHONS D'ENTRAÎNEMENT / FRONT DRIVE SHAFT BUSH**

Tracteurs Tractors	Manchon Bush	Dents Teeth	Position Position	Illustration Illustration
238, 248, 258, 268, 288, 385, 395, 485, 495, 495XL, 585, 595, 595XL, 685, 685XL, 695, 695XL, 743, 743XL, 745S, 745XL, 785, 785XL, 795, 795XL, 844S, 844XL, 845, 845XL, 8565XL, 885, 885XL, 895, 895XL, 956, 956XL, 995, 995XL, 1056, 1056XL	<b>25/6447-6</b> (90030C2)	24z	Avant Front	
238, 248, 258, 268, 288, 385, 395, 485, 485XL, 495, 495XL, 585, 585XL, 595, 595XL, 685, 685XL, 695, 695XL, 743, 743XL, 745S, 745XL, 785, 785XL, 795, 795XL, 844S, 844XL, 845, 845XL, 8565XL, 885, 885XL, 895, 895XL, 995XL	<b>25/6447-7</b> (90031C2)	21z	Avant Front	
238, 248, 258, 268, 395, 495, 495XL, 595, 595XL, 695, 695XL, 795, 795XL, 895, 895XL, 995XL, 3210, 3220, 3230, 4210, 4220, 4230, 4240, C50, C60, C70, C80, C90, CX50, CX60, CX70, CX80, CX90, CX100	<b>25/6447-13</b> (1537839C1)		Avec boîte de transfert Carraro With Carraro transfert gearbox	
	<b>25/6447-14</b> (1537306C2)			
Goujon pour 25/6447-6 et 25/6447-7 Stud for 25/6447-6 and 25/6447-7		<b>25/6448-1</b> (90088C1) M12x45		
Roulement pour 25/6447-6 et 25/6447-7 Bearing for 25/6447-6 and 25/6447-7		<b>25/6418-8</b> (82236C92, 1537681C1)		
Support pour 25/6447-6 et 25/6447-7 Support for 25/6447-6 and 25/6447-7		<b>25/6429-1</b> (82234C1, 1537682C1)		
743, 743XL, 745S, 745XL, 844S, 844XL, 845, 845XL, 856XL, 956, 956XL, 1056, 1056XL		<b>25/6418-10</b> (1532777C3, 1534022C1, 1534202C1, 1534204C1)		
3220, 3230, 4210, 4220, 4230, 4240		<b>25/6418-8</b> (82236C92, 1537681C1)		
3220, 3230, , 4210, 4220, 4230, 4240		<b>25/6429-1</b> (82234C1, 1537682C1)		
AVJ55, AVJ60, AVJ70 JX55, JX60, JX65, JX70, JX75, JX80, JX85, JX90, JX95 JX70U, JX80U, JX90U, JX100U JX1060C/V, JX1070C/N/U/V, JX1075C/N/V, JX1080U, JX1090U, JX1095N/V, JX1100U VJ60, VJ70, VJ80	<b>25/6447-9</b> (4997313, 5199243, 5135752)	10z	Avant et arrière Front and rear	
JX70U, JX80U, JX90U, JX100U JX1060C, JX1070C/U, JX1075C, JX1080U, JX1090U, JX1100U	<b>25/6447-10</b> (4997312)	10z	Central Central	
MXM120, MXM130, MXM135, MXM140, MXM150, MXM155, MXM165, MXM175, MXM180, MXM190	<b>25/6447-11</b> (4994076)	12z	Avant Front	
MXM120, MXM130, MXM135, MXM140, MXM150, MXM165, MXM180	<b>25/6447-12</b> (4994075)	12z	Central Central	
MXM120, MXM130, MXM135, MXM140, MXM150, MXM165, MXM180	<b>25/6447-3</b> (5150124)	14z	Avant Front	

Les références des pièces sont indicatives.  
Nos pièces ne sont pas d'origine

Part numbers are quoted for reference purposes only.  
Our parts and accessories are not original.




**PONT AVANT 4RM  
FRONT AXLE 4WD**


**Pont avant / Front axle**

**Croisillons / U-Joints**

Croisillon U-Joint	OEM	LxØ	Pont Axle	Fig.
25/6403-13	5194198	61,3 x 23,8 mm	Carraro	C
25/6403-14	1342711C1	70 x 27 mm	APL335	F
25/6403-62	9968059	71 x 27 mm	Carraro	A
25/6403-7	3230277R1	82 x 27 mm	APL1251, APL1351	B
25/6403-121	1342705C1	72 x 28 mm	APL335	F
25/6403-20	K965215	79 x 30 mm	APL.1351	F
25/6403-96	1342719C1	83 x 30 mm	APL345	F
25/6403-16	1975562C1	87 x 35 mm	APL3052, APL3054	D
25/6403-17	3223955R1	94 x 30 mm	APL3050	F
25/6403-95	1342708C1	86 x 32 mm	APL345	B
25/6403-124	3224325R1, 3148651R1	97 x 34 mm	APL1551, APL1552	A
25/6403-101	1975563C1	87 x 35 mm	APL3052, APL3054	D
25/6403-122	3133521R1	97 x 35 mm	APL3052	A
25/6403-47	3224326R1	106 x 38 mm	APL3052	A
25/6403-104	247543A1, 85807283	71 x 27 mm	Carraro 709	C
25/6403-103	1981084C1	96 mm	Carraro	E
25/6403-102	229108A1	120 mm	Carraro	E
25/6403-109	394125A1	96 mm	Carraro	E



**GOUJONS ET ECROUS (ROUE ARRIERE)  
BOLTS AND NUTS (REAR WHEEL)**



Tracteurs Tractors	1 Goujon Bolt	2 Ecrou Nut	3 Rondelle Washer
321, 323, 383, 423, 431, 433, 433E, 433V, 440, 453, 531, 533, 533E, 533V, 540, 541, 553, 633, 633E, 633V, 640, 644, 654, 724, 733, 733E, 740, 743, 743XL, 744, 745S, 745XL, 824, 833, 833E, 840, 844S, 844XL, 845, 845XL, 856XL, 940	25/440-8 (3399467R1) Ø 21	25/441-14 (2-1) (933602R1) M18 x 1,5 25/441-8 (2-2) (98782C1) M18 x 1,5	25/441-9 (3230348R3)
943, 953, 955, 955XL, 956, 956XL, 1055, 1055XL, 1056, 1056XL, 5120, 5130, 5140, 5150, 5220, 5230, 5240, 5250, MX80C, MX90C, MX100C, MX100, MX110, MX120, MX135	25/440-10 (192708A1) Ø 22,5	25/441-15 (2-1) (934008R1) M20 x 1,5 25/441-10 (2-2) (98783C1) M20 x 1,5	25/441-11 (3230875R2)

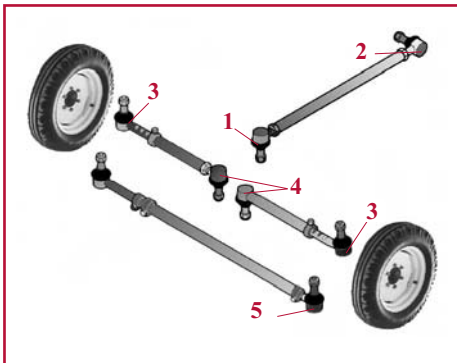
Les références des pièces sont indicatives.  
Nos pièces ne sont pas d'origine

Part numbers are quoted for reference purposes only.  
Our parts and accessories are not original.



ROTULES ET TIRANTS DE DIRECTION  
TIE RODS AND SOCKETS

2 RM - Direction manuelle / 2 WD - Manual steering



Tracteurs Tractors	Fig.	Pos.	Réf. Ref.	OEM	Filetage Thread	Longueur Length	Conicité Cone
D320, D322, D324, D326, D430, D432, D436, D439, D440	A	5	25/495-70	716195R91, 717678R91	M16D/RH	95	14,5/16
238, 275, 276, 354, 364, 374, 384, 414, 434, 444, 2300, 2350	A	1	25/491-14	3045309R91	3/8" BSP G/LH	82	11/16" x 3/4"
	A	2	25/492-14	3040922R92	3/8" BSP D/RH	82	11/16" x 3/4"
	A	4	25/496-14	3040920R92	3/4" UNF D/RH	87	9/16" x 5/8"
353, 423	C	1+2	25/490-22	3058842R94	M18G/LH	1190	16/18
323, 353, 383, 423, 453	D	1	25/492-22	3131016R3, 3131024R1	M18D/RH	65	Ø14
	A	2	25/491-22	3131021R2	M20G/LH	95	16/18
	B	3	25/495-23	3058213R93, 3131026R2	Ø 18	385	14/16
	D	4	25/492-22	3131016R1	M18D/RH	65	Ø14
433, 533, 633	E	1	25/491-17	3148925R1	Ø 22	620	Ø 20
	A	2	25/492-17	3147510R1	M20D/RH	95	14/16
	B	3	25/495-24	3148923R1	Ø 22	725	16/18
	A	4	25/497-13	3148926R1	M.20D/RH	95mm	16/18
733, 833	E	1	25/491-17	3148925R1	Ø 22	620mm	Ø 20
	A	2	25/492-17	3147510R1	M20D/RH	95mm	14/16
	A	4	25/497-13	3148926R1	M.20D/RH	95mm	16/18
433E, 433V, 533E, 533V, 633E, 633V, 733E, 733V, 833E, 833V (1er montage / Early fitting)	D	2	25/492-22	3131016R1	M18D/RH	65mm	Ø14
433E, 433V, 533E, 533V, 633E, 633V, 733E, 733V, 833E, 833V (Dernier montage / Late fitting)	A	1	25/492-17	3147510R1	M20D/RH	95mm	14/16
553, 654, 724, 824	C	1+2	25/491-82 (C)	3057165R91			
	C	1+2	25/491-83 (D)	3057164R91			
	A	2	25/492-16	3058207R92	M18D/RH	65mm	14/16
	B	3	25/495-23	3058213R93	Ø 18	385mm	14/16
	D	4	25/497-12	3058214R91	M18D/RH	90mm	Ø14
644, 743, 744, 745S, 844, 844S, 845	B	1	25/491-18	3147525R1	Ø 22	270mm	16/18
	A	2	25/492-17	3147510R1	M20D/RH	95mm	14/16
	B	3	25/495-24 (A)	3148923R1	Ø 22	725mm	16/18
	B	3	25/495-27 (B)	3223995R1	Ø 26	725mm	16/18
	A	4	25/497-13 (A)	3148926R1	M20D/RH	95mm	16/18
	A	4	25/497-14 (B)	3223997R1	M24D/RH	95mm	18/20
AVJ55, AVJ60, AVJ70 VJ60, VJ70, VJ80	A	1+5	25/497-282	5109526	M20D/RH	75mm	16/18
	O	6	25/495-288	4998975, 5109530	Ø 20	640mm	16/18

(A) 644 (⇒ 010067), 744 (⇒ 008669), 844 (⇒ 005275), 844S (⇒ 010500)  
(B) 644 (010068 ⇒), 744 (008670 ⇒), 844 (005276 ⇒), 844S (010501 ⇒)

(C) 553  
(D) 654, 724, 824


Les références des pièces sont indicatives.  
Nos pièces ne sont pas d'origine

Part numbers are quoted for reference purposes only.  
Our parts and accessories are not original.



**ROTULES ET TIRANTS DE DIRECTION**  
**TIE RODS AND SOCKETS**

**2 RM - Direction assistée - Essieu / 2 WD - Power steering - Axle**



Tracteurs Tractors	Fig.	Pos.	Réf. Ref.	OEM	Filetage Thread	Longueur Length	Conicité Cone
238, 248, 258, 268, 288, 385, 395, 485, 485XL, 495, 495XL, 585, 585XL, 595, 595XL, 685, 685XL, 695, 695XL, 785, 785XL, 885, 855XL, 895, 995, , 995XL, 3210, 3220, 3230, 4210, 4220, 4230, 4240, C50, C60, C70, C80, C90, CX50, CX60, CX70, CX80, CX90, CX100, MX80C, MX90C, MX100C	A	4	25/491-26	1537872C1	7/8" D/RH	92	5/8" x 11/16"
	A	4	25/497-11	3116407R3	7/8" UNF D/RH	95	5/8" x 11/16"
	B	3	25/496-17	1332805C2	Ø 13/16"	360	5/8" x 11/16"
	B	7	25/495-22	3125171R2, 3116406R3	Ø 13/16"	380	5/8" x 11/16"
	Q	3	25/497-222	1538016C1	7/8" D/RH	480-760	5/8" x 11/16"
433, 440, 533, 540, 633, 640, 644, 733, 740, 744, 833, 840, 844, 844S, 940	A	5	25/497-13	3148926R1	M20D/RH	95	16/18
	E	6	25/495-26	3217563R1	Ø 22	725	Ø 20
644, 743, 743XL, 744, 745S, 745XL, 844, 844S, 844XL, 845, 845XL, 856XL	A	5	25/497-14	3223997R1	M24D/RH	95	18/20
	E	6	25/495-28	3223996R1	Ø 26	725	Ø 22
946, 955, 1046, 1055, 1246	A	5	25/497-13	3148926R1	M20D/RH	95	16/18
	E	6	25/495-29	3148929R1 3146260R1	Ø 20	500	Ø 20
946, 955, 955XL, 956, 956XL, 1046, 1055, 1055XL, 1056, 1056XL, 1246	A	5	25/497-14	3223997R1	M24D/RH	95	18/20
	E	6	25/495-267	3224261R1	Ø 26	450	Ø 20
743, 743XL, 745S, 745XL, 844S, 844XL, 845, 845XL, 856XL, 955, 955XL, 956, 956XL, 1055, 1055XL, 1056, 1056XL, 1255, 1255XL <i>Renforcé / Heavy Duty</i>	A	5	25/497-15	3232877R92	M28D/RH	115	20/22
	B	6	25/495-268	3232876R91	Ø 26	730	20/22
5120, 5130, 5140, 5220, 5230, 5240, 5250	A	5	25/497-223	1531204C1	M24D/RH	110	20/22
	B	6	25/496-192	1531206C1			
	B	6	25/496-193	1531203C1			
5088, 5288, 5488, 7110, 7120, 7130, 7140, 7150, 7230, 7240, 7250, 8910, 8920, 8930, 8940, 8950, MX100, MX110, MX120, MX135, MX150, MX170, MX180, MX200, MX210, MX220, MX230, MX240, MX270, MXM120, MXM130, MXM140, MXM155, MXM175, MXM190	A	4	25/492-24	1280658C1 406054A1	1 1/8" D/RH	120	25 x 28 mm
	B	3	25/491-25	1280662C1 406053A1	Ø 30 mm	385	25 x 28 mm

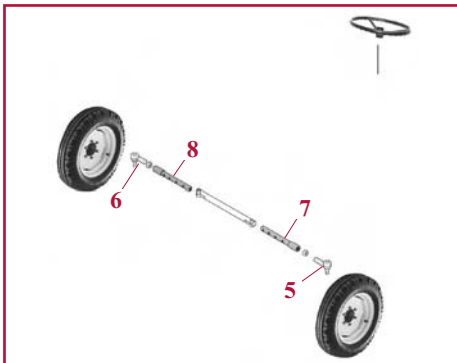
Les références des pièces sont indicatives.  
Nos pièces ne sont pas d'origine

Part numbers are quoted for reference purposes only.  
Our parts and accessories are not original.



**ROTULES ET TIRANTS DE DIRECTION**  
**TIE RODS AND SOCKETS**

**2 RM - Direction assistée - Essieu / 2 WD - Power steering - Axle**



Tracteurs Tractors	Fig.	Pos.	Réf. Ref.	OEM	Filetage Thread	Longueur Length	Conicité Cone	
2120, 2130, 2140, PJ55, PJ65, PJ75, PJN55, PJN65, PJN75, PJV55, PJV65, PJV75	Tous modèles All models	A	6	25/495-186	K261841, 1966151C1	M20G/LH	95	16.5/18.5
		A	5	25/495-187	K261842, 1966150C1	M20D/RH		16.5/18.5
	Std	F	8	25/497-189	1967936C1	F20G/LH	435	-
		F	7	25/497-190	1967937C1	F20D/RH		-
	Etroit Narrow	F	8	25/497-187	1967974C1, 327846A1	F20G/LH	386	-
		F	7	25/497-188	1967976C1, 327847A1	F20D/RH		-
	Vigneron Vineyard	F	8	25/497-182	327845A1, 1967500C1	F20G/LH	272	-
		F	7	25/497-183	327826A1, 1967975C1	F20D/RH		-
JX70U, JX80U, JX90U, JX100U JX1070U, JX1080U, JX1090U, JX1100U	A	5	25/497-283	5178390	M24D/RH	95	18/20	
	O	6	25/495-289	5178378	Ø 24	900	18/20	
JX1060V, JX1070N/V, JX1075N/V, JX1095N/V, VJ60, VJ70, VJ80	A	5	25/497-282	5109526	M20D/RH	75	16/18	
	O	6	25/495-288	4998975, 5109530	Ø 20	640	16/18	

Les références des pièces sont indicatives.  
Nos pièces ne sont pas d'origine

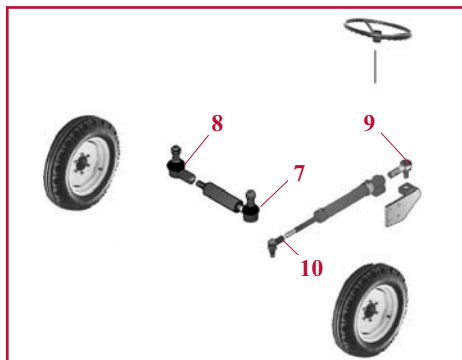
Part numbers are quoted for reference purposes only.  
Our parts and accessories are not original.





**ROTULES ET TIRANTS DE DIRECTION**  
**TIE RODS AND SOCKETS**

**2 RM - Direction assistée - Cyl. de direction / 2 WD - Power steering - Steering cyl.**



Tracteurs Tractors	Fig.	Pos.	Réf. Ref.	OEM	Filetage Thread	Longueur Length	Conicité Cone
433, 533, 633, 733	A	9	25/581-7	3141529R91	M30D/RH	110	23/26
	G	10	25/581-8	3141531R91	F20D/RH	75	18/20
433, 440, 533, 540, 553, 633, 640, 644, 654, 724, 733, 740, 744, 824, 833, 840, 844, 844S, 940, 946, 1046, 1246	A	7	25/581-5	3141530R91	M22D/RH	95	16/18
	H	8	25/581-6	3141532R93	F20D/RH	70	Ø 20
433E, 433V, 533E, 533V, 633E, 633V, 733E, 733V, 833E, 833V	A	7	25/581-5	3141530R91	M22D/RH	95	16/18
	G	8	25/581-45	3402413R91	F20D/RH	75	16/18
523, 624, 724	A	7	25/581-3	3059432R1	M18D/RH	100	16/18
	H	8	25/581-4	3059433R2	F22D/RH	70	Ø 18
644, 743, 743XL, 744, 745S, 745XL, 844, 844S, 844XL, 845, 845XL, 856XL, 955, 956, 956XL, 1046, 1055, 1056, 1056XL	A	7	25/581-11	3224265R92 3230099R91 3134335R91 3216542R91	M24D/RH	100	18/20
	H	8	25/581-12	3224266R92	F20D/RH	70	Ø 22
1056XL, 1255, 125XL, 5120, 5130, 5140, 5220, 5230, 5240, 5250	G	8	25/581-16	3233186R91 T102913	F22D/RH	110	24/26



Les références des pièces sont indicatives.  
Nos pièces ne sont pas d'origine

Part numbers are quoted for reference purposes only.  
Our parts and accessories are not original.



ROTULES ET TIRANTS DE DIRECTION  
TIE RODS AND SOCKETS

4 RM - Essieu - Pont ZF / 4 WD - Axle - ZF axle



Tracteurs Tractors	Fig.	Pos.	Réf. Ref.	OEM	Filetage Thread	Longueur Length	Conicité Cone
<b>APL325</b> 238, 248, 258, 385, 395, 485, 495, 495XL, 585, 585XL, 595, 595XL	I	5-6	25/497-60	1968468C1, 1968463C1	M22D/RH M20D/RH	195	-
<b>APL330</b> 238, 248, 258, 268, 288, 385, 395, 485, 495, 585, 595, 685, 685XL, 695, 695XL, 743, 743S, 743XL, 745, 745S, 745XL, 785, 785XL, 795, 795XL, 844, 844S, 844XL, 845, 845XL, 856, 856XL, 885, 885XL, 895, 895XL, 985, 995, 995XL							
<b>APL335</b> 248, 258, 268, 288, 385, 485, 585, 685, 685XL, 695, 695XL, 743, 743S, 743XL, 745, 745S, 745XL, 785, 785S, 785XL, 795, 795XL, 844, 844S, 844XL, 845, 845XL, 856, 856XL, 885, 885XL, 895, 985, 995, 995XL	J	7-8	25/495-60	1968464C1	F22	255	20/22
<b>APL345</b> 956, 956XL, 1056, 1056XL	I	5-6	25/497-60	1968468C1, 1968463C1	M22D/RH M20D/RH	195	-
	J	7	25/495-264	1968469C1	M22D/RH	390	24/26
	J	8	25/495-263	1968473C1	M22D/RH	390	24/26
<b>APL1251</b> 533, 540, 633, 640, 733, 740, 833, 840, 940	A	1	25/497-21	3217279R1, 3217282R1	M24D/RH	105	20/22
	R	9	25/497-131		F24D/RH	1318	-
	K	9	25/495-290	3216556R91	F24D/RH	1220	20/22
<b>APL1351</b> 644, 743, 743XL, 744, 745S, 745XL, 844, 844S, 844XL, 856XL	A	1	25/497-21	3217279R1, 3217282R1	M24D/RH	105	20/22
	K	9	25/495-275	82185C1, 3230275R91, 97903C1	M24D/RH	1400	20/22
<b>APL1351</b> 485XL, 585XL, 785XL, 885XL	G	1	25/497-275	1502269C2	F30D/RH	105	20/22
	T	9	25/495-276	1502268C1	M30D/RH	1430	-
<b>APL1551</b> 644, 744, 844, 844S	A	1	25/497-21	3217279R1, 3217282R1	M24D/RH	105	20/22
	G	2	25/495-277	3217278R1	F24D/RH	1290	20/22
<b>APL1552</b> 955, 955XL, 956, 956XL, 1055, 1055XL, 1056, 1056XL	A	1	25/497-22	3230364R1	M24D/RH	125	24/26
	G	2	25/495-277	3217278R1	F24D/RH	1290	20/22
<b>APL3050</b> 946, 1046	P	1-2	25/497-24	3134240R92 3140943R1 3134240R91	F36D/RH	150	27/30
<b>APL3052</b> 644, 743, 743XL, 744, 745S, 745XL, 844, 844S, 844XL, 856XL, 946, 955, 955XL, 956, 956XL, 1046, 1055, 1055XL, 1056, 1056XL, 1246	P	1-2	25/497-23	3146733R1, 3147030R91, 1397430703	F36D/RH	140	23/26
<b>APL3052</b> 1255, 1255XL	P	1-2	25/497-24	3134240R92 3140943R1 3134240R91	F36D/RH	150	27/30
<b>APL3054</b> 1455, 1455XL							


Les références des pièces sont indicatives.  
Nos pièces ne sont pas d'origine

Part numbers are quoted for reference purposes only.  
Our parts and accessories are not original.



ROTULES ET TIRANTS DE DIRECTION  
TIE RODS AND SOCKETS

4 RM - Essieu - Pont Carraro / 4 WD - Axle - Carraro axle



Tracteurs Tractors	Fig.	Pos .	Réf. Ref.	OEM	Filetage Thread	Longueur Length	Conicité Cone
<b>Carraro Std-164</b> 238, 248, 258, 268, 288, 395, 495, 495XL, 595, 595XL, 695, 695XL, 795, 795XL, 895, 895XL, 995, 995XL	I	5	25/497-151	1966127C1	M20D/RH-M18G/LH	177	-
	I	6	25/497-150	1966125C1	M20D/RH-M18D/RH	177	-
	S		25/2310-18LH		F18G/LH	-	-
<b>Carraro 707</b> 238, 248, 258, 268, 288, 395, 495, 495XL, 595, 595XL, 695, 695XL, 795, 795XL, 895, 895XL, 995, 995XL 3210, 3220, 3230, 4210, 4220, 4230, 4240	S		25/2310-18RH		F18D/RH	-	-
	G	7	25/495-242	137047A1	F18D/RH	172	20/22
	G	8	25/495-241	137048A1	F18G/LH	172	20/22
<b>Carraro</b> 2120, 2230, 2140, 2150 (Premiers modèles / Early models)	A	1-2	25/495-187	K261842	M20D/RH	95	16.5/18.5
<b>Carraro</b> 2120, 2230, 2140, 2150 (Nouveaux modèles vigneron / Vineyard late models)	I	5-6	25/497-184	112514A1	M20D/RH-M18D/RH	137	-
	G	7-8	25/495-190	138523A1	F18D/RH	53	20/22.5
<b>Carraro</b> 2120, 2230, 2140, 2150 (Nouveaux modèles étroit / Narrow late models)	I	5	25/497-151	1966127C1	M20D/RH-M18G/LH	177	-
	I	6	25/497-150	1966125C1	M20D/RH-M18D/RH	177	-
	G	7	25/495-188	1966128C1	F18G/LH	85	20/22
	G	8	25/495-189	1966129C1	F18D/RH	85	20/22
<b>Carraro 709</b> 5120, 5130, 5140, 5150 5220, 5230, 5240, 5250	I	5	25/497-44	83957796, N14388	M22D/RH-M24G/LH	205	-
	I	6	25/497-281	9968018, N14377	M22D/RH-M24D/RH	205	-
	S		25/2310-24LH	126141A1	F24G/LH	-	-
	S		25/2310-24RH	126143A1	F24D/RH	-	-
	G	7	25/495-67	126144A1	F24G/LH	204	23/26
	G	8	25/495-68	9968016, 126145A1	F24D/RH	204	23/26
<b>Carraro</b> 7110, 7120, 7130, 7140, 7210, 7220, 7230, 7240, 7250, 8910, 8920, 8930, 8940, 8950	L	1	25/491-27	128609A1	1" 1/4G/LH	315	24.5/28
	L	2	25/492-18	128604A1	1" 1/4D/RH	315	24.5/28
<b>Carraro</b> 7110, 7120, 7130, 7140	A	1	25/491-28	1277452C1	1" 1/8 G/LH	140	24.5/28
	A	2	25/492-19	1277451C1	1" 1/8 D/RH	140	24.5/28
AVJ55, AVJ60, AVJ70	A	1	25/497-284	5109553	M20D/RH	75	18/20
AVJ55, AVJ60, AVJ70	C	1+2	25/490-34	5135076		1320-1350	18/20
<b>Carraro 707</b> C50, C60, C70, C80, C90, C100	I	5	25/497-151	1966127C1	M20D/RH-M18G/LH	177	-
	I	6	25/497-150	1966125C1	M20D/RH-M18D/RH	177	-
	S		25/2310-18LH		F18G/LH	-	-
	S		25/2310-18RH		F18D/RH	-	-
	G	7	25/495-242	137047A1	F18D/RH	172	20/22
	G	8	25/495-241	137048A1	F18G/LH	172	20/22



Les références des pièces sont indicatives.  
Nos pièces ne sont pas d'origine

Part numbers are quoted for reference purposes only.  
Our parts and accessories are not original.



ROTULES ET TIRANTS DE DIRECTION  
TIE RODS AND SOCKETS

4 RM - Essieu - Pont Carraro / 4 WD - Axle - Carraro axle



Tracteurs Tractors	Fig.	Pos.	Réf. Ref.	OEM	Filetage Thread	Longueur Length	Conicité Cone
<b>Carraro</b> CS55, C64, C75, CS48, CS52, CS58, CS63, CS68, CS75 (Type B&C)	I	5-6	25/497-278	1-33-743-011	M22D/RH-M22D/RH	210	-
	G	7-8	25/495-278	1-33-743-010	F22D/RH	180	24/26
<b>Carraro</b> CS48, CS52, CS58, CS63	I	5-6	25/497-178	85805975, 1-33-743-604, 112509A1	M20D/RH-M18D/RH	175	-
	G	7-8	25/495-189	1966129C1, 135824A1, 299935A1	F18D/RH	85	20/22
<b>Carraro</b> CS48, CS52, CS58, CS63	I	5-6	25/497-151	1966127C1	M20D/RH-M18G/LH	177	-
	G	7-8	25/495-188	1966128C1, 135823A1, 1-33-741-674	F18G/LH	85	20/22
<b>Carraro</b> CS68, CS75 (Type A)	I	5-6	25/497-279	1-33-743-003	M22D/RH-M22D/RH	195	-
	G	7-8	25/495-279	1-33-743-002	F22D/RH	110	24/26
<b>Carraro</b> CS68, CS75 (Type D&E) CS78, CS86, CS94 (Type E)	I	5-6	25/497-178	85805975, 1-33-743-604, 112509A1	M20D/RH-M18D/RH	175	-
	G	7-8	25/495-231	1-33-743-603	F18D/RH	140	20/22
<b>Carraro</b> CS68, CS75 (Type D&E) CS78, CS86, CS94 (Type E)	I	5	25/497-177	112508A1, 1-33-743-602	M20D/RH-M18G/LH	175	-
	I	6	25/497-178	85805975, 1-33-743-604, 112509A1	M20D/RH-M18D/RH	175	-
	G	7	25/495-230	1-33-743-601	F18G/LH	140	20/22
	G	8	25/495-231	1-33-743-603	F18D/RH	140	20/22
<b>Carraro</b> CS78, CS86, CS94 (Type D)	I	5-6	25/497-280	354731A1	M22D/RH-M22D/RH	220	-
	G	7-8	25/495-280	354730A1	F22D/RH	175	24-26
<b>Carraro</b> CS100, CS110, CS120, CS130., CS150 (Type A, B, D) (Premiers modèles / Early models)	I	5-6	25/497-141	1-33-743-613	M24D/RH-M20D/RH	210	-
	M	7	25/495-232	1-33-743-611	F24D/RH	240	23.5/26
	M	8	25/495-233	1-33-743-614, 1-33-743-620	F24D/RH	240	23.5/26
<b>Carraro</b> CS130., CS150 (Type C) (Premiers modèles / Early models)	I	5-6	25/497-141	1-33-743-613	M24D/RH-M20D/RH	210	-
	M	7	25/495-234	1-33-743-617	F24D/RH	280	23.5/26
	M	8	25/495-235	1-33-743-619	F24D/RH	280	23.5/26



Les références des pièces sont indicatives.  
Nos pièces ne sont pas d'origine

Part numbers are quoted for reference purposes only.  
Our parts and accessories are not original.



ROTULES ET TIRANTS DE DIRECTION  
TIE RODS AND SOCKETS

4 RM - Essieu - Pont Carraro / 4 WD - Axle - Carraro axle



Tracteurs Tractors	Fig.	Pos.	Réf. Ref.	OEM	Filetage Thread	Longueur Length	Conicité Cone
<b>Carraro</b> CS100, CS110, CS120, CS130., CS150 (Type B, C, D) (Derniers modèles / Late models)	I	5-6	25/497-141	1-33-743-613	M24D/RH-M20D/RH	210	-
	G	7-8	25/495-281	411904A1	F24D/RH	245	24/26
<b>Carraro</b> CS100, CS110, CS120, CS130., CS150 (Type E, F)	I	5-6	25/497-141	1-33-743-613	M24D/RH-M20D/RH	210	-
	G	7-8	25/495-245	247523A1, 340483A1, 340482A1	F24D/RH	265	23.5/26
<b>Carraro</b> CVX120, CVX130, CVX150, CVX1135, CVX1145, CVX1155, CVX1170, CVX1190	I	5-6	25/497-141	1-33-743-613	M24D/RH-M20D/RH	210	-
<b>Carraro 709</b> CVX1170, CVX1190	I	5-6	25/497-245	85807975, 311446A1	M24D/RH M22D/RH	220	-
	G	7-8	25/495-245	247523A1	F24D/RH	265	23.5/26
<b>Carraro 707</b> CX50, CX60, CX70, CX80, CX90, CX100	I	5	25/497-151	1966127C1	M20D/RH-M18G/LH	177	-
	I	6	25/497-150	1966125C1	M20D/RH-M18D/RH	177	-
	G	7	25/495-241	137048A1	F18G/LH	172	20/22
	G	8	25/495-242	137047A1	F18D/RH	172	20/22
JX55, JX60, JX65, JX70, JX75, JX80, JX90, JX95 Renforcé / Heavy duty	A	1	25/495-284	5117314	M24D/RH	105	20/22
JX55, JX60, JX65, JX70, JX75, JX80, JX90, JX95 VJ60	C	1+2	25/490-34	5135076		1320-1350	18/20
JX55, JX60, JX65, JX70, JX75, JX80, JX90, JX95 JX70U, JX80U, JX90U, JX100U JX1060C, JX1070C/U, JX1075C, JX1080U, JX1090U, JX1100U	A	1	25/497-284	5109553	M20D/RH	75	18/20
<b>Carraro 707</b> MX80C, MX90C, MX100C	I	5	25/497-151	1966127C1	M20D/RH-M18G/LH	177	-
	I	6	25/497-150	1966125C1	M20D/RH-M18D/RH	177	-
	G	7	25/495-241	137048A1	F18G/LH	172	20/22
	G	8	25/495-242	137047A1	F18D/RH	172	20/22
<b>Carraro 709</b> MX80C, MX90C, MX100, MX100C, MX110, MX120, MX135 20.19, & 20.22 MX100, MX110, MX120, MX135 20.25S	I	5-6	25/497-281	9968018, N14377	M24D/RH M22D/RH	205	-
	G	7-8	25/495-245	247523A1, 340483A1, 340482A1	F24D/RH	265	23.5/26

Les références des pièces sont indicatives.  
Nos pièces ne sont pas d'origine



Part numbers are quoted for reference purposes only.  
Our parts and accessories are not original.





**ROTULES ET TIRANTS DE DIRECTION**  
**TIE RODS AND SOCKETS**

**4 RM - Essieu - Pont Carraro / 4 WD - Axle - Carraro axle**



Tracteurs Tractors	Fig.	Pos.	Réf. Ref.	OEM	Filetage Thread	Longueur Length	Conicité Cone
<b>Carraro 709</b> MX150, MX170 20.25S	I	5-6	25/497-281	9968018, N14377	M24D/RH M22D/RH	205	-
	M	7-8	25/495-232	411904A1, 1-33-743-611	F24D/RH	240	23.5/26
<b>Carraro 709</b> MX150, MX170 20.29	I	5-6	25/497-245	85807975, 311446A1	M24D/RH M22D/RH	220	-
	G	7-8	25/495-245	247523A1	F24D/RH	265	23.5/26
<b>Carraro 709</b> MX150, MX170 20.29S	I	5-6	25/497-245	85807975, 311446A1	M24D/RH M22D/RH	220	-
MX180, MX200, MX210, MX220, MX230, MX240, MX270	L	1	25/495-285	302643A1	1" 3/8	500	29/32
	L	2	25/495-286	302645A1	1" 3/8	500	29/32
MXM120, MXM130, MXM140, MXM155, MXM175, MXM190	A	1	25/495-287	5198880	M24D/RH	120	24/26
MXM120, MXM130, MXM135, MXM140, MXM150, MXM155, MXM165, MXM175, MXM180, MXM190 MXU100, MXU110, MXU115, MXU125, MXU130, MXU135	A	1	25/495-284	5117314	M24D/RH	105	20/22
PJ55, PJ65, PJ75	A	1-2	25/495-187	K261842, 1966150C1	M20D/RH	95	16.5/18.5
PJN55, PJN65, PJN75, PJV55, PJV65, PJV75	I	5-6	25/497-184	9967707, 112514A1	M20D/RH M18D/RH	137	-
	G	7-8	25/495-190	138523A1, 112513A1	F18D/RH	53	20/22.5
VJ60	A	1	25/497-284	5109553	M20D/RH	75	18/20
VJ60	C	1+2	25/490-34	5135076		1320-1350	18/20
VJ70, VJ80	A	1	25/495-284	5117314	M24D/RH	105	20/22


Les références des pièces sont indicatives.  
Nos pièces ne sont pas d'origine

Part numbers are quoted for reference purposes only.  
Our parts and accessories are not original.



**ROTULES ET TIRANTS DE DIRECTION**  
**TIE RODS AND SOCKETS**

**4 RM - Cylindre / 4 WD - Cylinder**



Tracteurs Tractors	Fig.	Pos.	Réf. Ref.	OEM	Filetage Thread	Longueur Length	Conicité Cone
<b>Pont ZF / ZF axle</b>							
258, 268, 278, 584, 585, 644, 684, 685, 685XL, , 743, 743XL, 744, 745S, 745XL, 784, 785, 785XL, 844, , 844S, 844XL, 856XL, 884, 885, 885XL, 946, 1046, 1246	A	3	25/581-7	3141529R93	M30D/RH	110	23/26
	G	4	25/581-14	3146035R94	F20D/RH	85	24/26
248, 258, 385, 485, 485XL, 584, 585, 585XL, 684, 685, 685XL, 784, 785, 785XL, 884, 885, 885XL	A	3	25/581-7	3141529R93	M30D/RH	110	23/26
	G	4	25/581-46	742968C91			
433, 440, 533, 540, 633, 640, 733, 740, 833, 840, 940	A	3	25/581-9	1531204C1, 3221931R91	M24D/RH	105	20/22
	G	4	25/581-10	3221932R92	F20D/RH	65	20/22
533, 654, 724, 824, 946, 1046, 1246	A	3	25/581-7	3141529R93	M30D/RH	110	23/26
	G	4	25/581-8	3141531R91	F20D/RH	75	18/20
955, 955XL, 956, 956XL, 1055, 1055XL, 1056, 1056XL	A	3	25/581-28	3221270R91	M30D/RH	95	27/30
	G	4	25/581-18	3221271R95	F20D/RH	95	27/30
955, 955XL, 956, 956XL, 1055, 1055XL, 1056, 1056XL	G	4	25/581-16	3233186R91 T102913	F22D/RH	110	24/26
<b>Pont Carraro / Carraro axle</b>							
5088, 5288, 5488, 7110, 7120, 7130, 7140, 7150,	N	3-4	25/581-40	1277261C1, 293624A1	F1" D/RH	75	25/28
7110, 7120, 7130, 7140, 7150, 7210, 7220, 7230, 7240, 7250, 8910, 8920, 8930, 8940, 8950	N	3	25/581-40	1277261C1, 293624A1	F1" D/RH	75	25/28
	G	4	25/581-41		A souder Ø32 Weld on Ø32	115	24.5/28
MX180, MX200, MX220, MX240, MX270	N	4	25/581-40	1277261C1, 293624A1	F1" D/RH	75	25/28
MX180, MX200, MX210, MX220, MX230, MX240, MX255, MX270, MX285	N	4	25/581-47	435664A1, 292562A1	M24D/RH	90	29/32

Les références des pièces sont indicatives.  
Nos pièces ne sont pas d'origine

Part numbers are quoted for reference purposes only.  
Our parts and accessories are not original.



ROTULES ET TIRANTS DE DIRECTION  
TIE RODS AND SOCKETS

A



Réf Ref.	Filetage Thread	Longueur Length	Conicité Cone
25/491-14	3/8" BSP G/LH		11/16" x 3/4"
25/492-14	3/8" BSP D/RH	82 mm	11/16" x 3/4"
25/496-14	3/4" UNF D/RH	87 mm	9/16" x 5/8"
25/491-26	7/8" D/RH	92 mm	5/8" x 11/16"
25/497-11	7/8" UNF D/RH	95 mm	5/8" x 11/16"
25/492-24	1 1/8" D/RH	120 mm	25/28
25/492-19	1" 1/8 D/RH	140 mm	24.5/28
25/491-28	1" 1/8 G/LH	140 mm	24.5/28
25/495-70	M16D/RH	95 mm	14,5 x 16
25/492-16	M18D/RH	65 mm	14/16
25/581-3	M18D/RH	100 mm	16/18
25/497-282	M20D/RH	75 mm	16/18
25/497-284	M20D/RH	75 mm	18/20
25/492-17	M20D/RH	95 mm	14/16
25/497-13	M20D/RH	95 mm	16/18
25/495-187	M20D/RH	95 mm	16.5/18.5
25/491-22	M20G/LH	95 mm	16/18
25/495-186	M20G/LH	95 mm	16.5/18.5
25/581-5	M22D/RH	95 mm	16/18
25/497-283	M24D/RH	95 mm	18/20
25/497-14	M24D/RH	95 mm	18/20
25/581-11	M24D/RH	100 mm	18/20
25/497-21	M24D/RH	105 mm	20/22
25/495-284	M24D/RH	105 mm	20/22
25/581-9	M24D/RH	105 mm	20/22
25/497-223	M24D/RH	110 mm	20/22
25/495-287	M24D/RH	120 mm	24/26
25/497-22	M24D/RH	125 mm	24/26
25/497-15	M28D/RH	115 mm	20/22
25/581-28	M30D/RH	95 mm	27/30
25/581-7	M30D/RH	110 mm	23/26



**M18D/RH** : Rotule filetage mâle M18 droit  
Tie rod male M18 RH thread  
**F24G/LH** : Rotule filetage femelle M24 gauche  
Tie rod female M24 LH thread

Les références des pièces sont indicatives.  
Nos pièces ne sont pas d'origine

B



Réf Ref.	Ø	Trous Holes	Longueur Length	Conicité Cone
25/496-17	Ø 3/16"		360 mm	5/8" x 11/16"
25/495-22	Ø 3/16"		380 mm	5/8" x 11/16"
25/495-20	Ø 3/4"		820 mm	9/16" x 5/8"
25/495-23	Ø 18	6	385 mm	14/16
25/495-24	Ø 22		725 mm	16/18
25/491-18	Ø 22		270 mm	16/18
25/495-268	Ø 26	6	730 mm	20/22
25/495-27	Ø 26	6	725 mm	18/20
25/491-25	Ø 30		385 mm	25/28
25/496-192				
25/496-193				

C



Réf Ref.	Filetage Thread	Longueur Length	Conicité Cone
25/490-22	M18G/LH	1190 mm	16/18
25/490-34	M20D/RH	1320-1350 mm	18/20
25/491-82			
25/491-83			

D



Réf Ref.	Filetage Thread	Longueur Length	Conicité Cone
25/492-22	M18D/RH	65 mm	Ø14
25/497-12	M18D/RH	90 mm	Ø14

E



Réf Ref.	Ø	Longueur Length	Conicité Cone
25/495-29	Ø 20	500 mm	Ø 20
25/495-26	Ø 22	725 mm	Ø 20
25/491-17	Ø 22	620 mm	Ø 20
25/495-28	Ø 26	725 mm	Ø 22
25/495-267	Ø 26	450 mm	Ø 20

Part numbers are quoted for reference purposes only.  
Our parts and accessories are not original.



**ROTULES ET TIRANTS DE DIRECTION**  
**TIE RODS AND SOCKETS**



Réf Ref.	Longueur Length	Filetage Thread
25/497-182	272 mm	F20G/LH
25/497-183	272 mm	F20D
25/497-187	386 mm	F20G/LH
25/497-188	386 mm	F20D
25/497-189	435 mm	F20G/LH
25/497-190	435 mm	F20D



Réf Ref.	Filetage Thread	Longueur Length	Conicité Cone
25/581-41	A souder Ø32 Weld on Ø32	115 mm	24.5/28
25/495-190	F18D/RH	53 mm	20/22.5
25/495-189	F18D/RH	85 mm	20/22
25/495-242	F18D/RH	172 mm	20/22
25/495-231	F18D/RH	140 mm	20/22
25/495-188	F18G/LH	85 mm	20/22
25/495-230	F18G/LH	140 mm	20/22
25/495-241	F18G/LH	172 mm	20/22
25/581-10	F20D/RH	65 mm	20/22
25/581-45	F20D/RH	70 mm	16/18
25/581-8	F20D/RH	75 mm	18/20
25/581-14	F20D/RH	85 mm	24/26
25/581-18	F20D/RH	95 mm	27/30
25/581-16	F22D/RH	110 mm	24/26
25/495-279	F22D/RH	110 mm	24/26
25/495-280	F22D/RH	175 mm	24-26
25/495-278	F22D/RH	180 mm	24/26
25/495-68	F24D/RH	204 mm	23/26
25/495-281	F24D/RH	245 mm	24/26
25/495-245	F24D/RH	265 mm	23.5/26
25/495-67	F24G/LH	204 mm	23/26
25/495-277	F24D/RH	1290 mm	20/22
25/497-275	F30D/RH	105 mm	20/22
25/581-46			



Réf Ref.	Filetage Thread	Longueur Length	Conicité Cone
25/581-6	F20D	70 mm	Ø 20
25/581-12	F20D	70 mm	Ø 22
25/581-4	F22D	70 mm	Ø 18



Réf Ref.	Filetage Thread	Longueur Length
25/497-184	M20D/RH-M18D/RH	137 mm
25/497-178	M20D/RH-M18D/RH	175 mm
25/497-150	M20D/RH-M18D/RH	177 mm
25/497-177	M20D/RH-M18G/LH	175 mm
25/497-151	M20D/RH-M18G/LH	177 mm
25/497-60	M22D/RH-M20D/RH	195 mm
25/497-278	M22D/RH-M22D/RH	210 mm
25/497-280	M22D/RH-M22D/RH	220 mm
25/497-279	M22D/RH-M22D/RH	195 mm
25/497-141	M24D/RH-M20D/RH	210 mm
25/497-281	M24D/RH-M22D/RH	205 mm
25/497-245	M24D/RH-M22D/RH	220 mm
25/497-44	M22D/RH-M24G/LH	205 mm



Réf Ref.	Filetage Thread	Longueur Length	Conicité Cone
25/495-60	F22	255 mm	20/22
25/495-264	M22D/RH	390 mm	24/26
25/495-263	/RHM22D	390 mm	24/26



Réf Ref.	Filetage Thread	Longueur Length	Conicité Cone
25/495-290	F24D/RH	1220 mm	20/22
25/495-275	M24D/RH	1400 mm	20/22

Les références des pièces sont indicatives.  
Nos pièces ne sont pas d'origine

Part numbers are quoted for reference purposes only.  
Our parts and accessories are not original.



**ROTULES ET TIRANTS DE DIRECTION**  
**TIE RODS AND SOCKETS**

**L**



Réf Ref.	Filetage Thread	Longueur Length	Conicité Cone
25/491-27	1" 1/4G/LH	315 mm	24.5/28
25/492-18	1" 1/4D/RH	315 mm	24.5/28
25/495-285	1" 3/8	500 mm	29/32
25/495-286	1" 3/8	500 mm	29/32

**M**



Réf Ref.	Filetage Thread	Longueur Length	Conicité Cone
25/495-232	F24D/RH	240 mm	23.5/26
25/495-233	F24D/RH	240 mm	23.5/26
25/495-234	F24D/RH	280 mm	23.5/26
25/495-235	F24D/RH	280 mm	23.5/26

**N**



Réf Ref.	Filetage Thread	Longueur Length	Conicité Cone
25/581-40	F1" D/RH	75 mm	25/28
25/581-47	M24D/RH	90 mm	29/32

**O**



Réf Ref.	Filetage Thread	Longueur Length	Conicité Cone
25/495-288	Ø 20	640 mm	16/18
25/495-289	Ø 24	900 mm	18/20

**P**



Réf Ref.	Filetage Thread	Longueur Length	Conicité Cone
25/497-23	F36D/RH	140 mm	23/26
25/497-24	F36D/RH	150 mm	27/30

**Q**



Réf Ref.	Filetage Thread	Longueur Length	Conicité Cone
25/497-222	7/8" D/RH	480-760 mm	5/8" x 11/16"

**R**



Réf Ref.	Filetage Thread	Longueur Length	Conicité Cone
25/497-131	F24D/RH	1318 mm	-

**T**



Réf Ref.	Filetage Thread	Longueur Length	Conicité Cone
25/495-276	M30D/RH	1430 mm	-

**VERINS DE DIRECTION**  
**STEERING CYLINDERS**

**Douilles de vérin / Steering cylinder bushes**

Tracteurs Tractors	Réf Ref.
AVJ55, AVJ60, AVJ70, JX75, JX80, JX85, JX90, JX95, JX70U, JX80U, JX90U, JX100U, JX1060C/V, JX1070CN/U/V, JX1075C/N/V, JX1080U, JX1090U, JX1095N/V, JX1100U, MXM120, MXM130, MXM135, MXM140, MXM150, MXM165, MXM180, MXU100, MXU110, MXU115, MXU125, MXU130, MXU135, VJ60, VJ70, VJ80	25/579-12 (77103616, 5190901) Ø 20-35
MXM155, MXM175, MXM190, VJ70, VJ80, VJ90	25/579-13 (5192823, 9963952, 9961863, 340413408) Ø 25-42
















Les références des pièces sont indicatives.  
Nos pièces ne sont pas d'origine

Part numbers are quoted for reference purposes only.  
Our parts and accessories are not original.





**VERINS DE DIRECTION**  
**STEERING CYLINDERS**


Tracteurs Tractors	Réf Ref.	Illustration Illustration
<b>2 roues motrices / 2 wheel drive</b>		
238, 248, 258, 268, 278, 285, 288, 385, 395, 454, 464, 474, 475, 484, 485, 485XL, 495, 495XL, 574, 584, 585, 585XL, 595, 595XL, 674, 684, 685, 685XL, 695, 695XL, 784, 785, 785XL, 795, 795XL, 884, 885, 885XL, 895, 895XL, 995, 995XL, 2400, 2500, 3210, 3220, 3230, 4210, 4230, 4240, C50, C60, C70, C80, C90, CX50, CX60, CX70, CX80, CX90, CX100, H84, MX80C, MX90C, MX100C	<b>25/580-9</b> (188842A1, 549667R93)	
	<b>25/585-7</b> (55355C91)	
644, 743, 743XL, 744, 745S, 745XL, 844, 844S, 844XL, 845, 845XL, 856XL	<b>25/585-47</b> (3230677R1, 3230677R2)	
AVJ55, AVJ60, AVJ70, VJ60, VJ70, VJ80	<b>25/580-13</b> (5113130, 5189897)	
	<b>25/585-6</b> (9960075)	
<b>4 roues motrices / 4 wheel drive</b>		
238, 248, 258, 268, 288, 395, 495, 495XL, 595, 595XL, 695, 695XL, 795, 795XL, 895, 895XL, 995, 995XL, 3210, 3220, 3230, 4210, 4220, 4230, 4240, C50, C60, C70, C80, C90, C100, CX50, CX60, CX70, CX80, CX90, CX100, MX80C, MX90C, MX100C	<b>25/580-10</b> (1537617C1)	
	<b>25/585-50</b> (1537615C1) Jeu de joints / seals kit	
5120, 5130, 5140, 5150, 5220, 5230, 5240, 5250	<b>25/580-11</b> (1530744C1)	
	<b>25/585-51</b> (1341819C1) Jeu de joints / seals kit	
AVJ55, AVJ60, AVJ70, VJ60, JX55, JX65, JX80, JX90, JX95	<b>25/580-14</b> (5142052, 5142046, 5189895, 5143971)	
	<b>25/578-14</b> (5100730)	
	<b>25/6502-14</b> (11066876)	
	<b>25/577-14</b> (4987671)	
	<b>25/577-15</b> (4997489)	
JX75, JX80, JX85, JX90, JX95, VJ70, VJ80	<b>25/577-16</b> (5111572)	

Les références des pièces sont indicatives.  
Nos pièces ne sont pas d'origine

Part numbers are quoted for reference purposes only.  
Our parts and accessories are not original.



POMPES HYDRAULIQUES  
HYDRAULIC PUMPS




Tracteurs Tractors	Fig. Fig.	Réf. Ref.	OEM OEM	Débit Flow	Rot. Rot.	Remarque Observation
D320, D322, D324, D326, D430, D432, D436, D438, D439, D440, 323	1	69/565-19 Bosch	3054300R93	8 cm <sup>3</sup>	↻	Sorties arrière - axe conique Rear outlets - conical shaft
238, 248, 258, 268, 385, 395, 454, 464, 474, 475, 484, 485, 495, 574, 584, 585, 595, 674, 684, 685, 695, 784, 782, 795, 884, 885, 895, 995, Hydro 84, 85	2	25/640-15	93835C92, 66513C92, 406763R92, 308873A1			
B275, 276, 354, 374, 384, B414, 424, 434, 444	3	25/640-26	704330R95			
353, 383, 423, 433, 440, 453, 523, 533, 540, 624, 640, 644, 654, 724, 733, 734, 740, 743, 744, 745, 824, 833, 840, 844, 845, 940	4	69/565-4 Bosch 69/566-4	3057395R92, 3142097R91, 3145248R93, 1986963C1	8 cm <sup>3</sup>	↻	
433, 440, 533, 540, 633, 640, 644, 733, 740, 743, 744, 745, 833, 840, 844S, 845, 940	5	69/565-8 Bosch	3147535R94, 1986964C1, 3216613R91	8 + 8 cm <sup>3</sup>	↻	Sans diviseur de débit, sans soupape de surpression Less flow divider and less release valve
553, 654, 724, 824	6	69/565-21 Bosch 69/565-24 Bosch	3142563R91, 3142564R91, 3145619R92 3146446R93, 3146450R91	8 + 8 cm <sup>3</sup> 11 + 8 cm <sup>3</sup>	↻	Sans diviseur de débit, avec soupape de surpression 2 sorties arrière Less flow divider and with release valve 2 rear outlets
743XL, 745XL, 844XL, 845XL, 856XL Hydro plus	7	69/565-22 Bosch	1328655C91, 1986961C1	8 + 8 cm <sup>3</sup>	↻	Sans diviseur de débit, sans soupape de surpression 1 sortie arrière Less flow divider and less release valve 1 rear outlet
743XL, 745XL, 844XL, 845XL, 856XL	8	69/565-23 Bosch 69/566-23	3401189R94, 1986962C1	8 + 8 cm <sup>3</sup>	↻	Avec diviseur de débit, avec soupape de surpression 2 sorties arrière With flow divider and with release valve 2 rear outlets
946, 1046, 1246	6	69/565-24 Bosch	3146446R93, 3146450R91	11 + 8 cm <sup>3</sup>	↻	Sans diviseur de débit, avec soupape de surpression 2 sorties arrière Less flow divider and with release valve 2 rear outlets
955, 955XL, 956, 956XL, 1055, 1055XL, 1056, 1056XL	9	69/565-25 Bosch 69/566-25	3223932R94	11 + 8 cm <sup>3</sup>	↻	Sans diviseur de débit, sans soupape de surpression 2 sorties arrière Less flow divider and less release valve 2 rear outlets

Les références des pièces sont indicatives.  
Nos pièces ne sont pas d'origine

Part numbers are quoted for reference purposes only.  
Our parts and accessories are not original.



POMPES HYDRAULIQUES  
HYDRAULIC PUMPS



Tracteurs Tractors	Fig. Fig.	Réf. Ref.	OEM OEM	Débit Flow	Rot. Rot.	Remarque Observation
956XL, 1056XL avec Combi-Filtre / with Combi-Filter	10	69/565-27 Bosch	89880C91	11 + 8 cm <sup>3</sup>	↻	Sans diviseur de débit, sans soupape de surpression 2 entrées - 2 sorties arrière Less flow divider and less release valve 2 inlets - 2 rear outlets
956XL, 1056XL Sens-O-Draulic	11	69/565-28 Bosch 69/566-28	3220221R93	11 + 8 cm <sup>3</sup>	↻	Sans diviseur de débit, sans soupape de surpression 1 entrée - 2 sorties arrière Less flow divider and less release valve 1 inlet - 2 rear outlets
1255, 1255XL, 1455, 1455XL	12	69/565-29 Bosch	3226942R93	14 + 11 cm <sup>3</sup>	↻	Sans diviseur de débit, sans soupape de surpression Avec contre palier Less flow divider and less release valve With counter flange
2120 (⇒ 6017), 2130 (⇒ 9044), 2140 (⇒ 12130), 2150 (⇒ 15013)	13	69/566-131	1967851C1	22 cm <sup>3</sup>	↻	Montage 1 pompe - Axe conique 1 pump fitting - Conical shaft
2120 (6018 ⇒), 2130 (9045 ⇒), 2140 (12131 ⇒), 2150 (15014 ⇒)	14	69/566-225	114910A1	25 cm <sup>3</sup>	↻	Montage 1 pompe - Axe cannelé 1 pump fitting - splined shaft
2120, 2130, 2140, 2150	13	69/566-131	1967851C1	22 cm <sup>3</sup>	↻	Montage 2 pompes - Axe conique 2 pumps fitting - Conical shaft
	15	69/565-56 Bosch	1530459C1, 1967852C1	16 cm <sup>3</sup>	↻	Montage 2 pompes - Axe cannelé 2 pumps fitting - Splined shaft
2120, 2130, 2140, 2150 série PRO series PJ55, PJ65, PJ75, PJN55, PJN65, PJN75, PJV55, PJV65, PJV75	16	69/566-224	324628A1	17 + 8 cm <sup>3</sup>	↻	Mont. pompe double - Axe cannelé Tandem pump fitting - Splined shaft
3210, 3220, 3230, 421, 4220, 4230, 4240	17	25/640-15	93835C92, 66513C92, 406763R92, 308873A1			
5120, 5130, 5140, 5150, 5220, 5230, 5240, 5250		25/640-218	1343659C1, 1343659C2			

Les références des pièces sont indicatives.  
Nos pièces ne sont pas d'origine


Part numbers are quoted for reference purposes only.  
Our parts and accessories are not original.



"THE RELIABLE SERVICE"



**POMPES HYDRAULIQUES  
HYDRAULIC PUMPS**



Tracteurs Tractors	Fig. Fig.	Réf. Ref.	OEM OEM	Débit Flow	Rot. Rot.	Remarque Observation
AVJ55, AVJ60, AVJ70, VJ60, VJ70, VJ80	18	69/565-92 Bosch	5179722	11 cm <sup>3</sup>	↻	Pompe de direction Steering pump
		69/566-92	5129481			
C50, C60, C70, C80, C90, CX50, CX60, CX70, CX80, CX90, CX100 Moteur Perkins engine	20	69/565-65 Bosch	5129483, 5179719, 5094391, 5086286, 5169772	16 cm <sup>3</sup>	↻	
		25/640-15	308873A1			
C55, C64, C70, CS78, CS86, CS94 Moteur MWM engine	21	69/565-36 Bosch	155700750003	16 + 11 cm <sup>3</sup>	↻	Montage à gauche Left fitting
C55, C64, C70 Moteur MWM engine	25	25/566-228	155700750004, 155700750010	16 + 8 cm <sup>3</sup>		Montage à droite Right fitting
C55, C64, C70, CS68, CS75 Moteur MWM engine	22	25/566-229	155700750005	16 cm <sup>3</sup>		Montage à droite Right fitting
CS48, CS52, CS58, CS63 Moteur Perkins engine	23	25/566-226	1-32-275-001	14 cm <sup>3</sup>		
	24	25/566-227	1-32-275-004	11 + 8 cm <sup>3</sup>		
CS78, CS86, CS94 Moteur Sisu engine	25	69/565-123 Bosch	1-32-375-101	22.5 + 16 cm <sup>3</sup>	↻	
CS100, CS110, CS120, CS130, CS150 CC-Load Sensing	26	25/566-231	1-32-575-301			
CS110, CS120, CS130, CS150	27	69/565-102 Bosch	1-32-575-005	32 cm <sup>3</sup>	↻	
	28	69/565-122 Bosch	1-32-575-003	38 + 16 cm <sup>3</sup>	↻	
CVX120, CVX130, CVX150, CVX170, CVX1135, CVX1145, CVX1155, CVX1170, CVX1190	29	25/566-232	1-32-575-300			
CVX1135, CVX1145, CVX1155, CVX1170, CVX1190 Mega-Flow	30	25/566-233	1-32-575-310			

Les références des pièces sont indicatives.  
Nos pièces ne sont pas d'origine

Part numbers are quoted for reference purposes only.  
Our parts and accessories are not original.





**POMPES HYDRAULIQUES  
HYDRAULIC PUMPS**



Tracteurs Tractors	Fig. Fig.	Réf. Ref.	OEM OEM	Débit Flow	Rot. Rot.	Remarque Observation
JX55, JX60, JX65, JX70, JX75, JX80, JX90, JX95	31	69/565-65 Bosch	5129483, 5179719, 5094391, 5086286, 5169772	16 cm <sup>3</sup>	↻	
JX70U, JX80U, JX90U, JX100U, JX1060C, JX1070C, JX1075C	32	69/565-78 Bosch	5179726, 5169041	22.5 cm <sup>3</sup>	↻	
JX1070U, JX1080U, JX1090U, JX1100U	33	69/565-81 Bosch	5180275, 5180277	22.5 cm <sup>3</sup>	↻	Avec régulateur - 2 sorties With regulator - 2 outlets
JX1060C, JX1070C, JX1075C	34	69/565-93 Bosch 69/566-93	5179730	11 cm <sup>3</sup>	↻	Pompe de direction Steering pump
MX80C, MX90C, MX100C (JJE1101024 ⇔) MX100, MX110, MX120, MX135, MX150, MX170 (JJE1056025 ⇔)	35	25/566-230	394268A1, 394269A1	44 cm <sup>3</sup>		
MXM120, MXM130, MXM140	32	69/565-78 Bosch	5179726, 5169041	22.5 cm <sup>3</sup>	↻	
	33	69/565-81 Bosch	5180275, 5180277	22.5 cm <sup>3</sup>	↻	Avec régulateur - 2 sorties With regulator - 2 outlets

**ACCESSOIRES POUR POMPES HYDRAULIQUES BOSCH  
ACCESSORIES FOR BOSCH HYDRAULIC PUMPS**



Réf. Ref.	Fig. Fig.	Description Description
69/598-1	1	Joint pompes bosch simple et double Single or double pump Bosch seal
69/575-13	2	Kit de joints sans bague d'étanchéité Gasket set without oil seal
69/588-1	3	Bague d'étanchéité - 17 x 30 x 7 Oil seal - 17 x 30 x 7
69/587-1	4	Bride de pression pour tube Ø 15 mm Mounting flange Ø 15 mm
69/587-2	5	Bride d'aspiration pour tube Ø 20 mm Mounting flange Ø 20 mm
69/597-1	6	Boulon de fixation - 10 x 190 mm Fitting bolt - 10 x 190 mm



Les références des pièces sont indicatives.  
Nos pièces ne sont pas d'origine

Part numbers are quoted for reference purposes only.  
Our parts and accessories are not original.



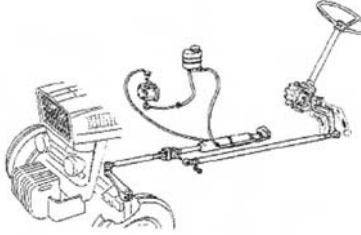


**ORBITROL**  
**ORBITROL**

Tracteurs Tractors	Réf. Ref.	OEM OEM	Description Description
238, 248, 258, 268, 288, 385, 395, 485, 485XL, 495, 495XL, 585, 585XL, 595, 595XL, 685, 685XL, 695, 695XL, 785, 785XL, 795, 795XL, 885, 885XL, 895, 895XL, 995, 995XL, 3210, 3220, 3230, 4210, 4220, 4230, 4240 C50, C60, C70, C80, C90	25/560-40	88107C91, 88107C92, 88107C93, 366441A1	OSPC 100 OR
5120, 5130, 5140, 5150, 5220, 5230, 5240, 5250	25/560-38	1346098C1	160 cm <sup>3</sup>
7210, 7220, 7230, 7240, 7250	25/560-39	220271A1	OSPD 60/220
CS100, CS110, CS120, CS130, CS150, CVX120, CVX130, CVX150, CVX1135, CVX1145, CVX1155, CVX1170	25/560-35	1-32-547-021, 1-33-247-015, 1-33-147-147, 1-33-147-137, 1-32-547-001	OSPQ 80/160 LSR
AVJ55, AVJ60, AVJ70, JX55, JX60, JX65, JX70, JX75, JX80, JX85, JX90, JX95, VJ60, VJ70, VJ80	25/560-12	5143326, 5164616	OSPC 100 ON
JX55, JX60, JX65, JX70, JX75, JX80, JX85, JX90, JX95 40 km/h	25/560-10	5165251	OSPC 160 ON



**KIT DE DIRECTION ASSISTEE**  
**POWER STEERING KITS**


Tracteurs Tractors	Réf. Ref.	Observations Remarks
523	25/6500-102	 <p>Ces kits sont fournis avec toutes les pièces nécessaires au montage. Livraison sous court délai. Plan et instructions de montage sur simple demande. <i>These kits are supplied with all parts needed for installation.</i> <i>Availability on receipt of firm order</i></p>
553	25/6500-103	
554	25/6500-104	
433, 533, 633	25/6500-106M	
	25/6500-106T	
624, 654, 724	25/6500-105	
644, 744	25/6500-107	
433, 533, 633	25/6500-18	Direction hydrostatique version pompe double <i>Hydrostatic steering with double pump version</i>
433, 533, 633, 733	25/6500-19	Direction hydrostatique à signal de charge <i>Hydrostatic steering with load sensing</i>
433E, 433V, 533E, 533V, 633E, 633V, 733E, 733V	25/6500-20	
453, 653	25/6500-21	
523, 553, 624, 654, 724, 734, 834	25/6500-22	Direction hydrostatique version pompe double <i>Hydrostatic steering with double pump version</i>
523, 553, 654, 724, 734, 834	25/6500-23	
554, 644, 744	25/6500-24	Direction hydrostatique à signal de charge <i>Hydrostatic steering with load sensing</i>
554, 644, 744	25/6500-25	
644, 645, 743, 744, 745, 745S, 844, 845	25/6500-26	Distributeur de direction Danfoss en remplacement de la direction ZF <i>From steering drive Danfoss replacement for ZF steering</i>
745XL, 845XL, 856XL, 956XL, 1056XL	25/6500-27	
955, 1055	25/6500-28	

Les références des pièces sont indicatives.  
Nos pièces ne sont pas d'origine

Part numbers are quoted for reference purposes only.  
Our parts and accessories are not original.



**KITS D'ASSISTANCE DE RELEVAGE**  
**LIFT ASSISTANCE KITS**



Tracteurs Tractors	Réf. Ref.	Observations Remarks
323, 353, 383, 423, 424, 433, 453, 533, 633, 640, 733, 740, 833, 840	25/770-35	Kit gauche / LH kit
	25/770-36	Kit droit / RH kit
	25/770-37	Kit 2 vérins / 2 ram kit
523, 553, 554, 624, 644, 645, 654, 724, 734, 743, 744, 745, 824, 834, 844, 845, 856, 945, 946, 955, 956, 1046, 1055, 1056	25/770-38	Tracteur pré-équipé - Kit gauche / Pre-equipped tractor - LH kit
	25/770-39	Tracteur non pré-équipé - Kit gauche / Not pre-equipped tractor - LH kit
	25/770-40	Série XL - Tracteur pré-équipé - Kit gauche / XL series - Pre-equipped tractor - LH kit
	25/770-41	Série XL - Tracteur non pré-équipé - Kit gauche / XL series - Not pre-equipped tractor - LH kit
745XL, 844XL, 845XL, 955XL, 956XL, 1055XL, 1056XL	25/770-4	Kit complet / Complete kit
	25/772-3	Vérin seul / Ram only
1255XL, 1455XL	25/770-42	Kit droit / RH kit
4210, 4220, 4230, 4240	25/770-43	Kit gauche / LH kit
	25/770-44	Kit droit / RH kit
	25/770-45	Kit 2 vérins / 2 ram kit
5120, 5130, 5150, 5150	25/770-46	Kit droit / RH kit
7110, 7120, 7130, 7140	25/770-47	Kit 2 vérins / 2 ram kit
Série CX series	25/770-48	Kit gauche / LH kit
	25/770-49	Kit droit / RH kit
	25/770-50	Kit 2 vérins / 2 ram kit
JX80U, JX90U, JX100U	25/770-51	Kit gauche / LH kit
	25/770-52	Kit droit / RH kit
	25/770-53	Kit 2 vérins / 2 ram kit
JX75, JX85, JX95	25/770-54	
JX90U	25/770-55	
MX100, MX110, MX120, MX135	25/770-56	Tracteur pré-équipé - Kit droit / Pre-equipped tractor - RH kit
	25/770-46	Tracteur non pré-équipé - Kit droit / Not pre-equipped tractor - RH kit
MXM120, MXM130	25/770-57	Kit droit / RH kit

Les références des pièces sont indicatives.  
Nos pièces ne sont pas d'origine

Part numbers are quoted for reference purposes only.  
Our parts and accessories are not original.



**DISTRIBUTEURS HYDRAULIQUES  
HYDRAULIC SPOOL VALVES**

D320, D322, D324, D326, D430, D432, D436, D440, 323, 353, 383, 423, 433, 440, 453, 523, 533, 540, 553, 554, 624, 633, 640, 644, 654, 724, 733, 740, 743, 744, 745S, 824, 833, 840, 844, 844S, 845, 940, 955, 1055, 1255



**69/7600-5** : Élément flasquable pour distributeur Bosch 35 l/min, simple effet.  
*Single acting changeover unit for Bosch spool valve 35 l/min*

**69/7615-21** : Jeu de vis pour 2 éléments / *screw set for 2 units*

**69/7615-22** : Jeu de vis pour 3 éléments / *screw set for 3 units*



**69/7600-6** : Élément flasquable pour distributeur Bosch 35 l/min, simple effet, avec blocage du levier  
*Single acting changeover unit for Bosch spool valve 35 l/min with lever locking position*

**69/7615-21** : Jeu de vis pour 2 éléments / *screw set for 2 units*

**69/7615-22** : Jeu de vis pour 3 éléments / *screw set for 3 units*



**69/7600-7** : Élément flasquable pour distributeur Bosch 35 l/min, double effet.  
*Double acting changeover unit for Bosch spool valve 35 l/min.*

**69/7615-21** : Jeu de vis pour 2 éléments / *screw set for 2 units*

**69/7615-22** : Jeu de vis pour 3 éléments / *screw set for 3 units*



**69/7600-15** : Élément flasquable pour distributeur Bosch 35 l/min, double effet - Avec position flottante  
*Double acting changeover unit for Bosch spool valve 35 l/min - With floating position*

**69/7615-21** : Jeu de vis pour 2 éléments / *screw set for 2 units*

**69/7615-22** : Jeu de vis pour 3 éléments / *screw set for 3 units*



**69/7608-1** : Plaque d'entrée / *Inlet slice (1)*

**69/7608-2** : Plaque d'entrée avec continuation de pression / *Inlet slice with continuous pressure (1)*

**69/7608-4** : Plaque de sortie / *End cover (2)*

**69/7609-1** : Levier pour 69/7600-6 / *Lever for 69/7600-6*

**69/7609-7** : Levier pour 69/7600-5 / *Lever for 69/7600-5*

**69/7610-1** : Kit de réparation / *Repair kit (3)*



946, 1046, 1246, 1255, 1455



Élément flasquable pour distributeur Bosch 300 bars - 45 l/min, réglable simple ou double effet.  
3 vis - 4 positions - Avec position flottante  
*Single double acting changeover unit for Bosch spool valve 300bars - 45 l/min*  
3 bolts - 4 positions - *With floating position*

**25/7600-8** : Groupe flasquable  
*Spool valve*

**69/7615-15** : Jeu de 4 vis pour 1 élément / *4 screw set for 1 unit*

**69/7615-16** : Jeu de 4 vis pour 2 éléments / *4 screw set for 2 units*

**69/7615-17** : Jeu de 4 vis pour 3 éléments / *4 screw set for 3 units*

**69/7612-3** : Raccord banjo / *Banjo coupling*

743XL, 745XL, 844XL, 845XL, 856XL, 956XL, 1056XL, 1255XL, 1256XL, 1455XL, C42, C48, C55, C64, C70, CS78, CS86, CS94, CS100, CS110, CS120, CS130, CS150



Élément commutable simple/double effet - Filet M22 x 1.5 - 220 bars - 70 l/min - 4 positions - sans câbles de commande - Fixation 3 boulons  
*Single/double acting changeover - Thread M22 x 1.5 - 220 bars - 70 l/min - 4 positions - less operating cable - Fixing with 3 bolts*

**25/7600-11**  
(89460C92)

(0521609001, 0521609005, 0521609009, 0521609013, 0521609019, 0521609021, 0521609022, 0521609053, 0521609054, 0521609062, 0521609063, 0521609064)

**25/7608-11** : Plaque d'entrée / *Inlet slice*

**25/7608-12** : Plaque de sortie / *End cover*

743XL, 745, 844, 844S, 846, 856, 946, 955XL, 1046, 1055XL, 1056, 1246, 1255, 1455



Élément commutable simple/double effet - 220 bars - 70 l/min - Fixations 4 boulons - 3 passages d'huile  
*Single/double acting changeover - 220 bars - 70 l/min - Fixing with 4 bolts - 3 outlets*

**25/7600-21**  
(0521705509, 0521705519, 0521705521, 0521705035, 0521705038)


Les références des pièces sont indicatives.  
Nos pièces ne sont pas d'origine

Part numbers are quoted for reference purposes only.  
Our parts and accessories are not original.



**DISTRIBUTEURS HYDRAULIQUES**  
**HYDRAULIC SPOOL VALVES**

745, 845, 856, 955, 956, 1055,  
1056, 1256



Elément flasquable pour distributeur 220bars - 70 l/min, réglable simple ou double effet.  
4 passages d'huile - Fixation 4 boulons  
*Single double acting changeover unit for spool valve 220bars - 70 l/min - 4 outlets -  
Fixing with 4 bolts*

**25/7600-13** : Groupe flasquable  
*Spool valve*  
(0521705535, 0521705040,  
0521705044, 0521705527)

946, 1046, 1246



Valve de relevage  
*Lift valve*

**25/7611-1**  
(3147440R91, 3140895R92)

(0521704075, 0521704080, 0521704101,  
0521704104, 0521704110)

5120, 5130, 5140, 5220, 5230, 5240, 5250



**25/7600-26**  
(1980449C6, 1980449C7)  
*Sans valve de sécurité / Without check valve*

**RACCORDS HYDRAULIQUES**  
**HYDRAULIC COUPLINGS**



Tracteurs <i>Tractors</i>	Fig. <i>Fig.</i>	Réf. <i>Ref.</i>	OEM <i>OEM</i>	Description <i>Description</i>
<b>Accouplement freinage de remorque / Trailer brake coupling</b>				
Suivant applications <i>Some applications</i>	1	<b>69/906-5</b>	737606R1, 1975266C1	Coupleur femelle - Filet 1/2" <i>Female coupling - Thread 1/2"</i>
	2	<b>69/905-5</b>	3131463R91	Coupleur mâle - Fil. M20x1.5 / <i>Male coupling - Thr. M20x1.5</i>
<b>Coupleurs hydrauliques / Quick couplings</b>				
CS48, CS52, CS63, CS68, CS75, CS78, CS86, CS94	3	<b>69/902-9</b>	1-32-273-083	
CS48, CS58, CS68, CS75, CS78, CS86, CS94, CS100, CS110, CS120, CS130, CS150, CVX120, CVX130, CVX150, CVX170, CVX1135, CVX1145, CVX1155, CVX1170, CVX1190	4	<b>25/908-6</b>	155700730350, 1-32-373-037, 1-32-273-080	Coupleur femelle - Fil. M22x1.5 <i>Female coupling - Thr. M22x1.5</i>
	5	<b>25/909-6</b>		Kit de joints <i>Seals kit</i>
Suivant applications <i>Some applications</i>	6	<b>69/905-1</b>		Coupleur mâle - Filet 1/2" / <i>Male coupling - Thread 1/2"</i>
	7	<b>69/906-1</b>		Coupleur femelle - Fil. 1/2" / <i>Female coupling - Thr. 1/2"</i>



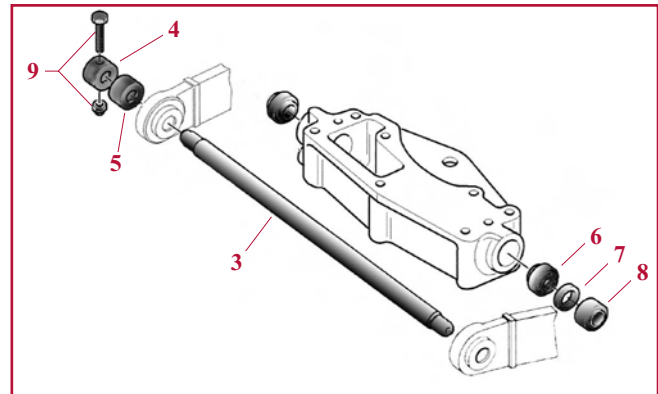


**Pour d'autres accessoires hydraulique voir aussi notre catalogue au fascicule 6**  
**For other hydraulic accessories see also our catalogue part 6**

Les références des pièces sont indicatives.  
Nos pièces ne sont pas d'origine

Part numbers are quoted for reference purposes only.  
Our parts and accessories are not original.



**ARBRES DE CONTROLE D'EFFORT**  
**LOWER LINK SENSING SHAFT**



Tracteurs Tractors	Fig. Fig.	Référence Reference	OEM OEM	Description Description
644, 743XL, 744, 745XL, 844, 844S, 844XL, 845XL, 856XL	1	<b>25/6678-13</b>	3225611R1, 3145268R1, 3223152R92	LG : 595 mm Ø 25 mm
	2	<b>25/6683-17</b>		Composé de / Consists of (A) 1 x <b>25/6682-19</b> (3145270R1) (B) 1 x <b>25/6680-16</b> (3217570R1) (C) 1 x <b>25/6679-19</b> (3217571R1) (D) 2 x <b>25/6679-20</b> (3145271R1) (E) 4 x <b>25/6685-5</b> (3216984R1) 1 jeu par côté / 1 kit per side
955, 955XL, 956, 956XL, 1055, 1055XL, 1056, 1056XL	1	<b>25/6678-14</b>	3220155R1	LG : 611 mm Ø 28.5 mm
	2	<b>25/6683-18</b>		Composé de / Consists of (A) 1 x <b>25/6682-20</b> (3220157R1) (B) 1 x <b>25/6680-17</b> (3220159R1) (C) 1 x <b>25/6679-22</b> (3220160R1) (D) 1 x <b>25/6679-23</b> (3220158R1) (E) 1 x <b>25/6685-6</b> (3223885R1) 1 jeu par côté / 1 kit per side
JX55, JX60, JX65, JX70, JX80, JX85, JX90, JX70U, JX80U, JX90U, JX1070U, JX1080U, JX1090U, VJ60, VJ70, VJ80.	3	<b>25/6678-7</b>	5116243	Arbre Ø 25 mm / Shaft Ø 25 mm
	4	<b>25/6682-3</b>	5116247	Bague / Bush
	5	<b>25/6679-4</b>	5116246	Bague / Bush
	6	<b>25/6679-5</b>	5116244	Coussinet / Bearing
	7	<b>25/6681-3</b>	47124792, 47129342	Bourrage / Seal
	8	<b>25/6682-4</b>	5116245	Bague / Bush
	9	<b>25/6686-1</b>	15888721, 15888724	Boulon et écrou / Bolt & nut
JX1060C, JX1060V, JX1070C, JX1070N, JX1070V, JX1075C, JX1075N, JX1075V	4	<b>25/6682-3</b>	5116247	Bague / Bush
	5	<b>25/6679-11</b>	5131391	Bague / Bush
	6	<b>25/6679-5</b>	5116244	Coussinet / Bearing
	7	<b>25/6681-3</b>	47124792, 47129342	Bourrage / Seal
	9	<b>25/6686-1</b>	15888721, 15888724	Boulon et écrou / Bolt & nut

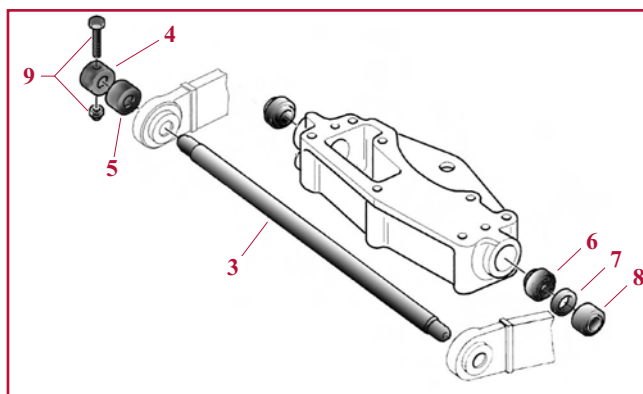
Les références des pièces sont indicatives.  
Nos pièces ne sont pas d'origine

Part numbers are quoted for reference purposes only.  
Our parts and accessories are not original.






**ARBRES DE CONTROLE D'EFFORT**  
**LOWER LINK SENSING SHAFT**



Tracteurs Tractors	Fig. Fig.	Référence Reference	OEM OEM	Description Description
MXU100, MXU110, MXU115, MXU125,	3	25/6678-8	5111458	Arbre Ø 30 mm / Shaft Ø 30 mm
MXU100, MXU110, MXU115, MXU130 X-LINE	4	25/6682-5	5109989	Bague / Bush
	5	25/6679-6	5111451	
	6	25/6679-7	5109977	Coussinet / Bearing
	7	25/6681-4	5127037, 47129340	Bourrage / Seal
	8	25/6682-9	5171675	Bague / Bush
	9	25/6686-1	15888721, 15888724	Boulon et écrou / Bolt & nut

**RESSORT DE CONTROLE DE PROFONDEUR**  
**DEPTH CONTROL SPRING**

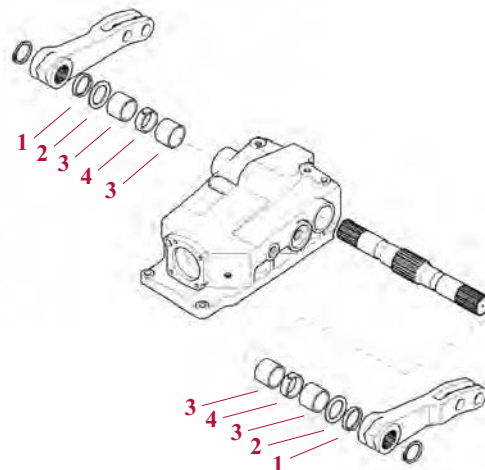
Tracteurs Tractors	Référence Reference	OEM OEM	Fig. Fig.
433, 440, 533, 540, 633, 640, 733, 740, 833, 840, 940	25/6677-8	3148358R2	

Les références des pièces sont indicatives.  
Nos pièces ne sont pas d'origine

Part numbers are quoted for reference purposes only.  
Our parts and accessories are not original.



**PIECES D'ARBRE DE RELEVAGE**  
**LIFT SHAFT PARTS**




Tracteurs Tractors	Fig. Fig.	Réf. Ref.	OEM OEM	Description Description
323, 353, 383, 423, 433, 440, 453, 533, 540, 633, 640, 733, 740, 833, 840, 940	1	25/683-16	3134565R1	Bague gauche et droite / LH & RH ring
	2	25/687-16	3134564R1, 3134564R2, 3134564R3	O'ring gauche et droit / LH & RH O'ring
	3	25/686-16	3134715R4, 3134715R5	Buselure gauche et droite / LH & RH Bushing
553, 644, 743, 743XL, 744, 745S, 745XL, 844, 844S, 844XL, 845, 845XL, 856XL	1	25/683-17	3131660R1	Bague gauche et droite / LH & RH ring
	2	25/687-17	3131661R1	O'ring gauche et droit / LH & RH O'ring
	3	25/686-17	3057609R1, 3057609R2	Buselure gauche et droite / LH & RH Bushing
955, 955XL, 956, 956XL, 1055, 1055XL, 1056, 1056XL	1	25/683-18	3220177R1	Bague gauche et droite / LH & RH ring
	2	25/687-18	3220176R1	O'ring gauche et droit / LH & RH O'ring
	3	25/686-18	3220178R1, 3220178R3	Buselure gauche et droite / LH & RH Bushing
5120, 5130, 5140, 5150, 5220, 5230, 5240, 5250, MC80C, MX90C, MX100C, MX100, MX110, MX120, MX135	2	25/687-19	A178381	Joint droit / RH oil seal
		25/687-20	A178380	Joint gauche / LH oil seal
	3	25/686-19	A188507	Buselure droite / RH bushing
		25/686-20	A188508	Buselure gauche / LH bushing
7110, 7120, 7130, 7140, 7150, 7210, 7220, 7230, 7240, 7250, 8910, 8920, 8930, 8940, 8950	2	25/687-21	1347919C1	Joint droit / RH oil seal
		25/687-22	1347918C1	Joint gauche / LH oil seal
	3	25/686-21	1331848C1	Buselure droite / RH bushing
		25/686-22	1331849C1	Buselure gauche / LH bushing
C42, C48, CS48, CS52, CS58, CS63	1	25/687-23	190003070035	Joint gauche et droit / LH & RH oil seal
	2	25/683-23	1190730025	Epaisseur gauche et droite / LH & RH Spacer
CS48, CS52, CS58, CS63	3	25/686-23	153700733014	Bague gauche et droite / LH & RH ring
C42, C48, CS48, CS52, CS58, CS63	4	25/683-24	1190730027	Buselure gauche et droite / LH & RH Bushing
C55, C64, C70, CS68, CS75	1	25/687-25	190003070036	Joint gauche et droit / LH & RH oil seal
	2	25/683-25	1288730005	Epaisseur gauche et droite / LH & RH Spacer
CS68, CS75	3	25/686-25	135700733008	Bague gauche et droite / LH & RH ring
C55, C64, C70, CS68, CS75	4	25/683-26	1288730007	Buselure gauche et droite / LH & RH Bushing
CS100, CS110, CS120, CS130, CS150, CVX120, CVX130, CVX150, CVX170, CVX1135, CVX1145, CVX1155, CVX1170, CVX1190	2	25/687-27	13809340025	Joint gauche et droit / LH & RH oil seal
	3	25/686-27	133000733040	Buselure gauche et droite / LH & RH Bushing
MX150, MX170	2	25/687-22	1347918C1	Joint gauche et droit / LH & RH oil seal
	3	25/686-22	1331849C1	Buselure gauche et droite / LH & RH Bushing

Les références des pièces sont indicatives.  
Nos pièces ne sont pas d'origine

Part numbers are quoted for reference purposes only.  
Our parts and accessories are not original.



3<sup>EME</sup> POINT HYDRAULIQUE  
HYDRAULIC TOP LINK






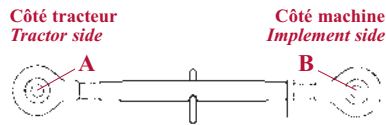
Tracteurs Tractors	Réf. Ref.	Traction (daN) Pull (daN)	Côté machine Implement side		Côté tracteur Tractor side	
			Cat.	Type	Cat.	Type
795	25/8104-29	6800	2		2	
845XL	25/8104-30	6800	2		2	
856XL, 956XL, 1056XL	25/8104-31	7700	2-3		2	
1255XL, 1455XL	25/8104-32	7700	2-3		3	
4210, 4220, 4230, 4240	25/8104-33	6800	2		1	
5120, 5130, 5140, 5150	25/8104-34	8300	2-3		2	
7110, 7120, 7130, 7140, 7210, 7220, 7230, 7240, 7250	25/8104-35	8000	2-3		3	
CS78, CS86, CS94	25/8104-36	6800	2-3		2	
CS150	25/8104-37	7900	2-3		3	
JX80U, JX90U, JX100U	25/8104-38	5500	2		2	
MX100, MX110, MX120, MX135	25/8104-40	8000	2-3		2	
MXM120, MXM130, MXM140, MXM150	25/8104-41	8300	2-3		Ø 28	

Les références des pièces sont indicatives.  
Nos pièces ne sont pas d'origine

Part numbers are quoted for reference purposes only.  
Our parts and accessories are not original.



BARRES DE POUSSEE  
TOP LINKS




Tracteurs Tractors	Fig. Fig.	Réf. Ref.	Filet Thread	Long. / Length mm	Ø A mm	Ø B mm		
440, 540, 640, 644, 645, 740, 743, 744, 745, 840, 844, 844S, 845	1	25/1101-12K (3141807R92, 1965996C9)	1 1/8"	540 - 740 mm	Cat. I Ø 19 mm	Cat. II Ø 25.4 mm		
5120, 5130, 5140, 5150, 5220, 5230, 5240, 5250, MX80C, MX90C, MX100C, MX100, MX110, MX120, MX135	2	25/700-66 (1348047C1, 1533258C1)	M36 x 3.0	615 - 865 mm	Cat. II Ø 25.4 mm	Cat. II Ø 25.4 mm		
	3	25/703-66 (1533260C1)		295 mm	Cat. II Ø 25.4 mm			
	4	25/702-66 (1965646C2)		415 mm				
	5	25/703-67 (282759A1)		315 mm		Cat. III Ø 32 mm		
	6	25/700-40 (1348048C2, 224072A1)		610 - 880 mm	Cat. II Ø 25.4 mm	Cat. II Ø 25.4 mm		
		25/700-41		625 - 895 mm	Cat. II Ø 25.4 mm	Cat. III Ø 32 mm		
	7	25/701-40 (1348053C2)		320 mm		Cat. II Ø 25.4 mm		
		25/701-41 (1974000C3, 231131A1)		335 mm		Cat. III Ø 32 mm		
	MX150, MX170	8		25/700-48 (236623A2)	1 1/2"	800 - 1330 mm	Cat. III Ø 32 mm	Cat. III Ø 32 mm
		9		25/701-48 (238027A1)		330 mm		Cat. III Ø 32 mm
10		25/703-48 (1282063C2)	310 mm			Cat. III Ø 32 mm		
11		25/702-48 (1954221C3)	405 mm					
12		25/700-48S (315912A1)						
13		25/703-49 (236624A1)	1 1/2"	320 mm				
14		25/707-48 (236625A1)			Cat. III Ø 32 mm			
15		25/704-48 (236626A1)		Ø 28 x 110 mm				
	16	25/8163-1 (1331863C2)						

Les références des pièces sont indicatives.  
Nos pièces ne sont pas d'origine

Part numbers are quoted for reference purposes only.  
Our parts and accessories are not original.




**BARRES DE POUSSEE  
TOP LINKS**



Tracteurs Tractors	Fig. Fig.	Réf. Ref.	Filet Thread	Long. / Length mm	Ø A mm	Ø B mm
CVX150, CVX170	1 + 3 + 6	25/700-74	M36 x 4	655 - 855 mm	Cat. III Ø 32 mm	Cat. III Ø 32 mm
	2 + 3 + 6	25/700-75		660 - 860 mm	Cat. III Ø 32 mm	Cat. III Ø 32 mm
	2	25/711-6		335 mm	-	Cat. III Ø 32 mm
	3	25/703-15		330 mm	Cat. III Ø 32 mm	
	1	25/703-14		330 mm	-	Cat. III Ø 32 mm
	6	25/702-15		295 mm	-	-
7110, 7120, 7130, 7140, 7210, 7220, 7230, 7240, 7250, 8910, 8920, 8930, 8940, 8950, MX180, MX200, MX220, MX240, MX255, MX270, MX285	1 + 3 + 5	25/700-70 (1331855C2)	1 3/4"	585 - 885 mm	Cat. III Ø 32 mm	Cat. III Ø 32 mm
	2 + 3 + 5	25/700-71 (1998193C1)		695 - 995 mm	Cat. III Ø 32 mm	Cat. III Ø 32 mm
	1 + 4 + 5	25/700-72 (284335A3)		655 - 855 mm	Cat. III Ø 32 mm	Cat. III Ø 32 mm
	2 + 4 + 5	25/700-73		765 - 965 mm	Cat. III Ø 32 mm	Cat. III Ø 32 mm
	1	25/701-10 (1282082C2)		310 mm	Cat. III Ø 32 mm	-
	2	25/711-5 (245301A1)		425 mm	Cat. III Ø 32 mm	-
	3	25/703-11 (1981988C1)		290 mm	-	Cat. III Ø 32 mm
	4	25/703-12 (319585A1)		310 mm	-	Cat. III Ø 32 mm
	5	25/702-7 (1954223C3)		400 mm	-	-

**BROCHES DE BARRE DE POUSSEE  
TOP LINK PINS**

Réf. Ref.	OEM OEM	Long. / Length mm	Ø A mm	Ø B mm
25/704-11	3137660R1	175	Cat. I Ø 19 mm	Cat. II Ø 25.4 mm
25/704-12	528084R1, 1536396C1	157		
25/704-13	528081R1, 1328192C3	132		







Les références des pièces sont indicatives.  
Nos pièces ne sont pas d'origine

Part numbers are quoted for reference purposes only.  
Our parts and accessories are not original.





**STABILISATEURS  
STABILISERS**




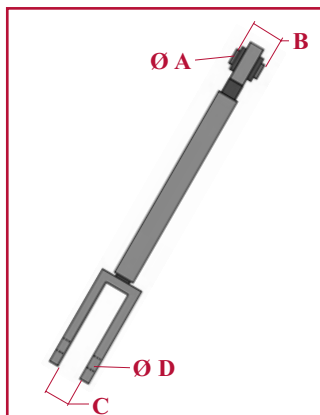
Tracteurs Tractors	Fig. Fig.	Réf. Ref.	Long. / Length mm	Ø A mm	Ø B mm	
275, 474, 484, 485, 574, 584, 585, 674, 684, 685, 695, 784, 785, 795, 885, 995	1	25/740-16 (3620019R1)	380 - 445 mm	16 mm	22 mm	Stabilisateur complet Complete stabiliser
440, 540, 640, 644, 740, 743, 743XL, 744, 745S, 745XL, 840, 844, 844S, 844XL, 845, 845XL, 856XL, 940, 946, 955, 955XL, 956, 956XL, 1046, 1055, 1055XL, 1056, 1056XL, 1246, 1255, 1255XL, 1455, 1455XL	2	25/740-18				Complet avec fourche 25/743-8 Complete with yoke 24/743-8
		25/740-19				Complet avec fourche 25/743-9K Complete with yoke 24/743-9K
		25/740-20 (1965995C91, 3146371R94)				Stabilisateur sans fourche (3 + 4 + 5) Stabiliser without yoke (3 + 4 + 5)
	3	25/747-4 (3146372R92)	155 mm	19 mm		Rotule Ball end
	4	25/746-7 (3140714R2)	245 mm			Tube Tube
	5	25/744-7 (3140713R2)	275 mm			Fourreau Fork
	6	25/748-2 (3226000R1)				
	7	25/743-8 (3140005R1)	78 mm		28 mm	Fourche Yoke
8	25/743-9K (3220670R2)	94 mm		28 mm		
2120, 2130, 2140, 2150 PRO PJN55, PJN65, PJN75, PJV55, PJV65, PJV75	9	25/740-54 (336104A1, 404415A1)	345 - 415 mm	16 mm	19 mm	Stabilisateur complet Complete stabiliser
3210, 3220, 3230, 4210, 4220, 4230, 4240	10	25/740-56 (119307A2)				
5110, 5120, 5130, 5150, MX80C, MX90C, MX100C, MX100, MX110, MX120, MX135 Côté gauche / LH side	11	25/740-32 (253697A2, 193137A2)	385 - 450 mm	19 mm	25 mm	Stabilisateur automatique Automatic stabiliser
	12	25/746-12 (193149A1)	120 mm		25 mm	Fourche M24 M24 yoke
JX70U, JX80U, JX90U, JX100U, JX1070U, JX1080U, JX1090U, JX1100U	13	25/740-48 (5189644, 5184540, 47123374)	400 - 545 mm	19 mm	26 mm	Stabilisateur complet Complete stabiliser
MX80C, MX90C, MX100C, MX100, MX110, MX120, MX135	14	25/740-52 (112923A1)	440 - 670 mm	19 mm	M24 x 3	

Les références des pièces sont indicatives.  
Nos pièces ne sont pas d'origine

Part numbers are quoted for reference purposes only.  
Our parts and accessories are not original.



**TIRANTS DE RELEVAGE  
LEVELLING BOX**




Tracteurs Tractors	Fig. Fig.	Réf. Ref.	Long. / Length mm	Ø A mm	B mm	C mm	Ø D mm	Filet Thread	Description Description			
423, 453, 523, 533, 624, 633, 724, 733, 824, 833	1	25/760-25	470 - 600	16	48	38	19.2	7/8" - 9	Suspente complète Complete levelling box			
		25/760-26	490 - 625			25			Avec bague / With bush			
		25/760-27	565 - 700	16/22		44			25	M30 x 3.5	Suspente complète Complete levelling box	
		25/760-28				25					Cache poussières Anti-dusts	
		3	25/760-32		16	62	22	22	M30 x 3.5	Suspente complète Complete levelling box		
	2	25/8166-3										
633, 733, 833	1	25/760-95		19.2	42.5	20	19.2	13/16-12	Suspente complète Complete levelling box			
258, 454, 474, 475, 484, 485, 485XL, 495, 574, 584, 585, 585XL, 595, 674, 684, 685, 685XL, 695, 784, 785, 785XL, 795, 884, 885, 885XL, 985, 995	4	25/762-21 (3121965R1)	345	16		38	19.2	7/8" - 9	Fourreau Fork			
		25/762-20 (3121964R1)	350			25			Fourche gauche LH yoke			
	5	25/759-20 (527967R91)	345		50							
		25/759-21 (527940R91)	435									
		25/759-22 (527948R91)	470									
	6	25/761-20 (69991C91)	368									Arbre fileté Threading shaft
		25/761-21 (69992C91)	402									
		25/761-22 (69993C91)	423									
		25/761-23 (3116725R91)	462									
		7	25/755-20 (527937R1)									Ecrou Nut

Les références des pièces sont indicatives.  
Nos pièces ne sont pas d'origine

Part numbers are quoted for reference purposes only.  
Our parts and accessories are not original.



TIRANTS DE RELEVAGE  
LEVELLING BOX



Tracteurs Tractors	Fig. Fig.	Réf. Ref.	Long. / Length mm	Ø A mm	B mm	C mm	Ø D mm	Filet Thread	Description Description
Tirant adaptable séries 44, 45, 46 & 55 Adaptable rod 44, 45, 46 & 55 series	1	25/760-33	570 - 780	40	65	30	28	M40 x 3.0	Suspente complète (2,3,4,5) Compl. level. box (2,3,4,5)
	2	25/703-8	245	40	65				Rotule / Ball end
	3	25/1127-40							Ecrou / Nut
	4	25/702-8	330						Tube / Tube
	5	25/762-22	285				28		Fourche / Fork
Pour transformation sur tracteurs séries 44, 45, 46, 55 For fitting on tractors 44, 45, 46, 55 series	1	25/760-31K	570 - 780	40	65	30	28	M40 x 3.0	Suspente compl. (2,3,4,5,6,7) Compl. level. box (2,3,4,5,6,7)
	6	25/758-7 (1532287C1)							Pivot supérieur Top pin
	7	25/743-9K (3220370R2)							Fourche / Fork
	8	25/760-31KE	570 - 780	40	65	30	28		Vers. écon. / Economic version
3210, 3220, 3230, 4210, 4220, 4230, 4240, C50, C60, C70, C80, C90, CX50, CX60, CX70, CX80, CX90, CX100	9	25/760-67 (224250A1, 224250A2) 25/760-68 (224251A1, 224251A2)	625 - 750	20	51	27 42	20	M27 x 2.0	Suspente complète Complete levelling box
Suspente adaptable série CS Adaptable level. box CS series	9	25/760-94 25/760-82	710 - 800	25	45	27	25	M36 x 3.0	
Suspente adaptable série CVX Adaptable level. box CVX series		25/760-84							
Susp. adapt. série MX/Maxxum Adapt. level. box MX/Maxxum series	10	25/760-81	530 - 675	20	51	31			
Susp. adapt. série Magnum Adapt. level. box Magnum series	11	25/760-83	620 - 850	25		51			
5120, 5130, 5140, 5150	12	25/760-93					25		
5120, 5130, 5140, 5150, 5220, 5230, 5240, 5250	13	25/760-64	530 - 675	20	51	32		M30 x 2.0	
7110, 7120, 7130, 7140, 7210, 7220, 7230, 7240, 7250	14	25/760-65	620 - 835			47			
MX150, MX170	15	25/760-66 (241417A3)	900 - 1080	29		65	29	1 1/8" - 7	

Les références des pièces sont indicatives.  
Nos pièces ne sont pas d'origine

Part numbers are quoted for reference purposes only.  
Our parts and accessories are not original.



**ATTELAGE INFERIEUR  
LOWER LINK ARM**


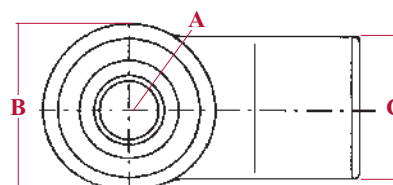
**Douilles de bras de relevage / Lift arm bush**

Tracteurs Tractors	Réf. Ref.	Ø int. In. Ø	Ø ext. Out. Ø	Largeur Width
353, 383, 423, 433, 453, 533, 553, 633, 654, 724, 733, 824, 833	25/719-5 (3057362R1)	Cat. I 19 mm	43 mm	35 mm
	25/719-6 (3057361R1)	Cat. II 25.4 mm	43 mm	44.5 mm



**Rotules à souder pour bras de relevage / Weld-on ends for lift arm**


Tracteurs Tractors	Réf. Ref.	Ø A mm	B mm	C mm	Description Description
Suivant applications Some applications	68/715-6	25.4	110	85	Côté tracteur Tractor side
	68/715-7	25.4	80	70	
	68/715-8	28	110	85	
956, 956XL, 1056, 1056XL	25/715-11 (80475C91)	28	110	85	Côté machine Implement side
Séries Maxxum-Magnum series	25/715-12	32	110	90	



Pour d'autres accessoires en attelage voir aussi notre catalogue au fascicule 1  
For other linkage accessories see also our catalogue part 1

**CABLES DE RELEVAGE  
LIFT CABLES**



Tracteurs Tractors	Réf. Ref.	OEM OEM	Description Description
440, 540, 640, 740, 840, 940 (avec /with  )	25/773-3	1532312C1	1100 mm 1 coté coudé 90° / One side with 90° elbow
743XL, 745XL, 844XL, 955XL, 956, 956XL, 1055XL, 1056, 1056XL Excepté Allemagne / Not for Germany	25/773-4	3401998R1, 3401997R91	910 mm
743XL, 745XL, 844XL, 955XL, 956, 956XL, 1055XL, 1056, 1056XL Uniquement pour Allemagne / Only for Germany	25/773-5	3402103R1	1450 mm
JX1070U, JX1080U, JX1090U, JX1100U	25/773-2	5172111	2400 mm

Les références des pièces sont indicatives.  
Nos pièces ne sont pas d'origine

Part numbers are quoted for reference purposes only.  
Our parts and accessories are not original.



DEMARREURS  
STARTERS

Tracteurs Tractors	Référence Reference	OEM OEM				
DED-3, D320, D322, D324, D326, DGD-4, D430, D432, D436, D439, D440	62/930-232	711104R91	12V / 2,7kW	2x105	10z	245 mm
238, 248, 258, 268, 385, 395, 454, 474, 484, 485, 495, 574, 584, 585, 595, 674, 684, 685, 695, 784, 785, 795, 884, 885, 895, 995, 3210, 3220, 3230, 4210, 4220, 4230, 4240, Hydro 84, 85	62/930-140	537140R92, 529965R92, 189330A1, 121449A2, 230428A3	12V / 3,0kW	3x127	10z	235 mm
	62/930-13		12V / 2,8kW	3x127	10z	243 mm
B275, 354, 374, B414, 434, 444	62/930-7	3046890R91, 3046890R93	12V / 3,0kW	3x127	10z	258 mm
323, 353, 383, 423, 433, 440, 453, 533, 540, 633, 640, 733, 740, 833, 840, 940	62/930-21	138207A1, 3218674R91, 3228192R91	12V / 3,0kW	3x127	11z	254 mm
	62/930-55		12V / 3,1kW	3x127	11z	253 mm
	62/930-206 avec réducteur with reducer		12V / 2,7kW	3x127	11z	211 mm
475	62/930-5	3116683R91	12V / 3,5kW	3x127	10z	250 mm

Les références des pièces sont indicatives.  
Nos pièces ne sont pas d'origine

Part numbers are quoted for reference purposes only.  
Our parts and accessories are not original.





DEMARREURS  
STARTERS





Tracteurs Tractors	Référence Reference	OEM OEM				
523, 553, 554, 624, 644, 654, 724, 743, 744, 745, 824, 844, 845, 856, 946, 955, 956, 1046, 1055, 1056, 1246, 1255, 1455  <i>Moissonneuses-batteuses / Combines</i> 321, 431, 531	62/930-22	3218677R91, 3228193R91, 3229193R91, 121905A1, 3218675R91, 1133958R1	12V / 3,5kW	3x127	9z	254 mm
	62/930-54		12V / 3,1kW	3x127	9z	228 mm
	62/930-207 <i>avec réducteur with reducer</i>		12V / 3,1kW	3x127	9z	186 mm
1896, 2090, 2094, 2096, 2290, 2294, 2390, 2394, 2590, 2594, 3294, 3394, 3594, 4490, 4494, 4690, 4694  <i>Moissonneuses-batteuses / Combines</i> 1620, 1640, 1640E, 1644, 1660, 1666, 1670, 1680, 1688, 2144, 2155, 2166, 2188	62/930-201 <i>avec réducteur with reducer</i>	91902C2, A187728, A162469, A186271	12V / 4,2kW	3x14	10z	205 mm
1255, 1455	62/930-167	82068C92	12V / 3,6kW	3x127	9z	323 mm
2120, 2130, PJ55, PJN55, PJV55 <i>moteur Same 3 cyl. engine</i>	62/930-92	1530359C1	12V / 2,7kW	2x105	11z	228 mm
2140, 2150, PJ65, PJ75, PJN65, PJN75, PJV65, PJV75 <i>moteur Same 4 cyl. engine</i>	62/930-94	1530289C1	12V / 3,0kW	2x105	11z	259 mm
	62/930-124		12V / 3,5kW	2x105	11z	254 mm

Les références des pièces sont indicatives.  
Nos pièces ne sont pas d'origine

Part numbers are quoted for reference purposes only.  
Our parts and accessories are not original.



DEMARREURS  
STARTERS





Tracteurs Tractors	Référence Reference	OEM OEM				
3210, 3220, 3230, 4210, 4220, 4230, 4240	62/930-140	537140R92, 529965R92, 189330A1, 121449A2, 230428A3	12V / 3,0kW	3x127	10z	235 mm
	62/930-13		12V / 2,8kW	3x127	10z	243 mm
5120, 5220	62/930-175 <i>avec réducteur with reducer</i>	114800A1	12V / 3,0kW	3x127	10z	185 mm
5130, 5140, 5150, 5230, 5240, 5250, MX100, MX110, MX120, MX135, MX150, MX170  <i>Moissonneuses-batteuses / Combines 1660, 1680, 2166, 2188, 2344, 2365, 2366, 2388</i>	62/930-52	114799A1, A187597, 245927C93	12V / 3,1kW	3x127	9z	228 mm
5130, 5140, 5230, 5240, 5250, MX100, MX110, MX120, MX135, MX150, MX170	62/930-183 <i>avec réducteur with reducer</i>	259720A1, 116928A2	12V / 3,0kW	3x120	10z	220 mm
7110, 7120, 7130, 7140, 7150, 7210, 7220, 7230, 7240, 7250, 8910, 8920, 8930, 8940, 8950, 9110, 9130, 9210, 9230, 9240, 9310, 9330	62/930-201 <i>avec réducteur with reducer</i>	91902C2, A187728, A162469, A186271	12V / 4,2kW	3x146	10z	205 mm
7210, 7220, 7230, 7240, 7250, 8910, 8920, 8930, 8940, 8950, 9310, 9330, MX180, MX200, MX210, MX220, MX230, MX240, MX255, MX270, MX285, STX275, STX325  <i>Moissonneuses-batteuses / Combines 1620, 1640, 1640E, 1644, 1660, 1666, 1670, 1680, 1688, 2144, 2155, 2166, 2188, 2365, 2366, 2368, 2377, 2388</i>	62/930-202 <i>avec réducteur with reducer</i>	193432A1, 193432A2, 87413500, 87413501, 87419387, 87420661	12V / 4,2kW	3x146	10z	250 mm

Les références des pièces sont indicatives.  
Nos pièces ne sont pas d'origine

Part numbers are quoted for reference purposes only.  
Our parts and accessories are not original.



**DEMARREURS  
STARTERS**





Tracteurs Tractors	Référence Reference	OEM OEM				
AVJ55, AVJ60, VJ60	62/930-91	500338953	12V / 2,7kW	3x146	9z	223 mm
	62/930-77		12V / 2,5kW	3x146	9z	223 mm
AVJ70, VJ70, VJ80	62/930-88	500338952, 504059251	12V / 3,0kW	3x146	9z	262 mm
	62/930-24		12V / 3,5kW	3x146	9z	242 mm
C50, C60, CX50, CX60 moteur Perkins <i>engine</i>	62/930-81	388186A1, 234986A1, 388186A2	12V / 3,0kW	3x127	10z	
	62/930-181 avec réducteur <i>with reducer</i>		12V / 3,0kW	3x127	10z	225 mm
C55, C64, C70 moteur MWM <i>engine</i>	62/930-32	130100090735	12V / 2,7kW	3x127	9z	228 mm
	62/930-208 avec réducteur <i>with reducer</i>		12V / 2,7kW	3x127	9z	210 mm

Les références des pièces sont indicatives.  
Nos pièces ne sont pas d'origine

Part numbers are quoted for reference purposes only.  
Our parts and accessories are not original.



DEMARREURS  
STARTERS





Tracteurs Tractors	Référence Reference	OEM OEM				
C70, C80, C90, CX70, CX80, CX90, CX100, MX80C, MX90C, MX100C moteur Perkins engine	62/930-82	388187A1, 388187A2, 234987A1, 323319A1, 6106496M91	12V / 3,0kW	3x127	10z	253 mm
	62/930-80		12V / 2,8kW	3x127	10z	238 mm
	62/930-200 avec réducteur with reducer		12V / 2,7kW	3x127	10z	204 mm
CS68, CS75, CS78, CS86, CS94 moteur MWM engine (⇒ 12/98)	62/930-32	130100090735	12V / 2,7kW	3x127	9z	228 mm
	62/930-208 avec réducteur with reducer		12V / 2,7kW	3x127	9z	210 mm
CS68, CS75, CS78, CS86, CS94 moteur Sisu engine (01/99 ⇒)  CS100, CS110, CS120, CS130, CS150, CVX120, CVX130, CVX150, CVX170	62/930-43	132000090705, 142000090700, 132000090740	12V / 3,0kW	3x127	11z	243 mm
	62/930-209 avec réducteur with reducer		12V / 2,7kW	3x127	11z	185 mm
CVX1135, CVX1145, CVX1155, CVX1170, CVX1190	62/930-184 avec réducteur with reducer	162000090722	12V / 4,2kW	3x127	11z	220 mm

Les références des pièces sont indicatives.  
Nos pièces ne sont pas d'origine

Part numbers are quoted for reference purposes only.  
Our parts and accessories are not original.



DEMARREURS  
STARTERS

Tracteurs Tractors	Référence Reference	OEM OEM				
JX55, JX60, JX65, JX70, JX1060C, JX1060V, JX1070C, JX1070N, JX1070V, JX1075C, JX1075N, JX1075V	62/930-91	500338953	12V / 2,7kW	3x146	9z	223 mm
	62/930-77		12V / 2,5kW	3x146	9z	223 mm
JX70U, JX75, JX80, JX80U, JX85, JX90, JX90U, JX95, JX100U, JX1095N, JX1095V	62/930-88	500338952, 504059251	12V / 3,0kW	3x146	9z	262 mm
	62/930-24		12V / 3,5kW	3x146	9z	242 mm
JX1070U, JX1080U, JX1090U, JX1100U	62/930-203 <i>avec réducteur with reducer</i>	47132888, 47137534, 47137538	12V / 4,2kW	3x127	10z	222 mm
MXM120, MXM130, MXM135, MXM140, MXM150, MXM155, MXM165, MXM175, MXM180, MXM190	62/930-173 <i>avec réducteur with reducer</i>	82021372	12V / 3,0kW	3x146	10z	230 mm
MXU100, MXU110, MXU115, MXU125, MXU135	62/930-191 <i>avec réducteur with reducer</i>	82032859, 4897223	12V / 3,0kW	3x127	10z	245 mm

Les références des pièces sont indicatives.  
Nos pièces ne sont pas d'origine

Part numbers are quoted for reference purposes only.  
Our parts and accessories are not original.





**PIECES DE RECHANGE POUR DEMARREURS "LUCAS"**  
**SPARE PARTS FOR "LUCAS" STARTER MOTORS**



		1	2	3	4	5	6
Tracteurs Tractors	Démarrateurs Starter motors	Induit Armature	Inducteurs Field coils	Jeu de balais Brush set	Lanceur Drive assembly	Relais Solenoid	Kit 3 coussinets 3 bearings set
275, 276, 354, 374, 384, 414, 434, 444	M.45G (26132)					<b>62/940-4</b> SRB325 (3109131R91)	
	M.45G (26193)	<b>62/931-3</b> TIB113 (3047395R91) <i>6 can. / 6 spl.</i>	<b>62/932-3</b> TEB132 (3062381R91)	<b>62/933-2</b> TAB125 (705833R91)	<b>62/939-5</b> TLB118 (3117750R91) <i>6 can. / 6 spl.</i>	<b>62/940-5</b> TOB153 (3062380R91)	
354, 374, 384, 414, 434, 444	M.45G/2M113 (26288, 27520)	<b>62/931-5</b> TIB108 (3129384R1) <i>12 can. / 12 spl.</i>			<b>62/939-8</b> TMB120 (3114822R91) <i>12 can. / 12 spl.</i>	<b>62/940-7</b> TOB162 (3111040R91)	<b>62/934-1</b> TCB118 (3113029R91)
385, 395, 454, 484, 485, 495, 574, 584, 585, 595, 674, 685, 695, 784, 785, 795, 885, 895, 985, 995, 3210, 3220, 3230, 4210, 4220, 4230, 4240	M.50G (26336)	<b>62/931-8</b> TJB104 (3113038R91) <i>12 can. / 12 spl.</i>	<b>62/932-4</b> TEB129 (3206527R91)	<b>62/933-3</b> TAB118 (3118371R91)	<b>62/939-13</b> TMB102 (3113033R91) <i>12 can. / 12 spl.</i>	<b>62/940-11</b> TOB123 (3124479R93)	
	M.127/2,8 (27508LRS240)	<b>62/931-10</b> TJB112 (84059C1) <i>12 can. / 12 spl.</i>	<b>62/932-7</b> TEB144 (84058C1)		<b>62/939-16</b> TNB169 (84209C2) <i>12 can. / 12 spl.</i>	<b>62/940-13</b> TOB182 (84060C1)	

Les références des pièces sont indicatives.  
Nos pièces ne sont pas d'origine

Part numbers are quoted for reference purposes only.  
Our parts and accessories are not original.



**PIECES DE RECHANGE POUR DEMARREURS "BOSCH"**  
**SPARE PARTS FOR "BOSCH" STARTER MOTORS**





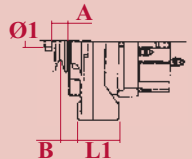
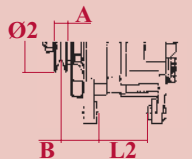

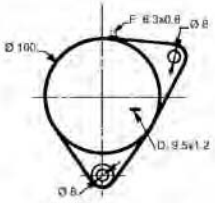

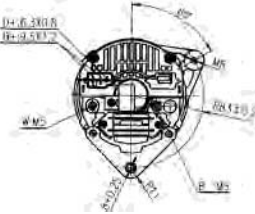

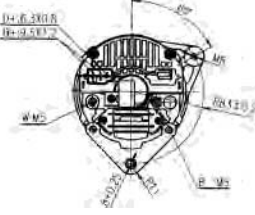

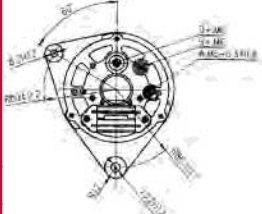

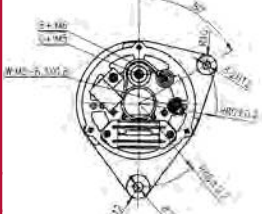

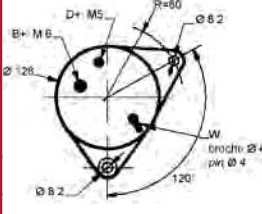
	1	2	3	4
Tracteurs Tractors	Lanceur Drive assembly	Relais Solenoid	Jeu de balais Brush set	Induit Armature
353, 383, 453 (71 ⇨ 73)	<b>62/939-32</b> (2.006.209.302) 11 dents / 11 teeth			
353, 383, 453 (7/71 ⇨ 3/73) 523 (6/65 ⇨ 12/71), 553, 624, 654, 724, 824, 946, 1046 (6/71 ⇨ 3/73), 1246 (4/73 ⇨ 1/74)		<b>62/940-18</b> (0.331.401.001) 2 vis / 2 screws		
523, 624 (12/67 ⇨ 12/71)		<b>62/940-27</b> (0.331.401.008) 3 vis / 3 screws		
553, 654, 724, 824, 946 (⇨ 3/73), 1246 (4/73 ⇨ 1/74)	<b>62/939-28</b> (2.006.209.301) 9 dents / 9 teeth		<b>62/933-8</b> 20x26x9 (2.007.014.052) (⇨ 12/77)	
353 (12/67 ⇨ 6/71), 553 (4/73 ⇨ 1/74), 554 (2/74 ⇨ 2/75), 644, 744 (1/74 ⇨ 12/77), 654, 724, 824, 834 (4/73 ⇨ 12/74), 844 (1/74 ⇨ 12/77), 946, 1046 (4/73 ⇨ 9/77), 1246 (2/74 ⇨ 12/77)	<b>62/939-29</b> (2.006.209.436) 9 dents / 9 teeth		<b>62/933-18</b> 25x25x10 (2.007.014.056) (1/78 ⇨)	Suivant montage Depend fitting
353, 383 (4/73 ⇨ 2/75), 433, 533 (6/73 ⇨ 12/77), 453	<b>62/939-35</b> (2.006.209.438) 11 dents / 11 teeth		<b>62/933-17</b> 16x18x9 (2.007.014.057)	<b>62/931-12</b> (2.004.004.112)
353, 383, 453 (4/73 ⇨ 8/75), 433, 533 (6/73 ⇨ 12/77), 553 (4/72 ⇨ 1/74), 554 (2/74 ⇨ 2/75), 644, 744 (1/74 ⇨ 12/77), 654, 724, 824 (4/73 ⇨ 12/74), 834 (6/73 ⇨ 2/74), 844, 946, 1046		<b>62/940-19</b> (0.331.402.004) 3 vis / 3 screws	433, 533, 644, 744, 745XL, 844, 845XL, 856XL	<b>62/931-17</b> (2.004.004.044)
644, 744 (1/78 ⇨), 844 (1/78 ⇨ 4/80)		<b>62/940-28</b> (0.331.402.003) 3 vis / 3 screws		
644, 744, 844 (1/78 ⇨), 1246 (5/78 ⇨)	<b>62/939-30</b> (2.006.209.492) 9 dents / 9 teeth			
844 (5/80 ⇨), 1246 (5/78 ⇨)		<b>62/940-29</b> (0.331.402.002) 3 vis / 3 screws		

Les références des pièces sont indicatives.  
Nos pièces ne sont pas d'origine

Part numbers are quoted for reference purposes only.  
Our parts and accessories are not original.



**ALTERNATEURS**  
**ALTERNATORS**



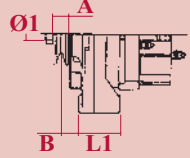
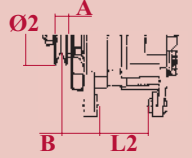

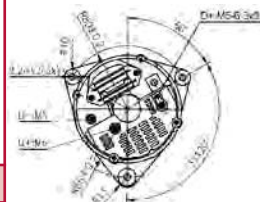


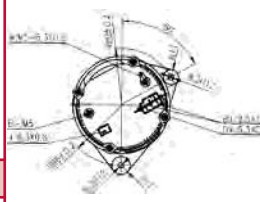


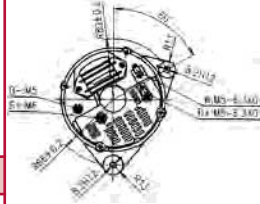


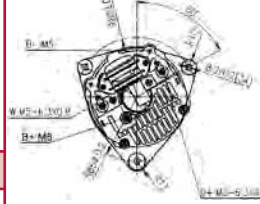


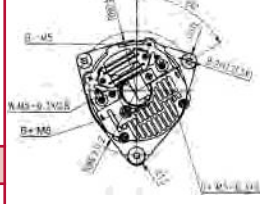




Tracteurs Tractors	Référence Reference							
276, 354, B414, 434, 444	<b>62/910-1</b> (3049871R91)	12 V / 11 A	<b>62/919-1</b>					
				<table border="1"> <thead> <tr> <th>Ø1</th> <th>A</th> <th>B</th> <th>L2</th> </tr> </thead> <tbody> <tr> <td>15</td> <td></td> <td></td> <td>144</td> </tr> </tbody> </table>	Ø1	A	B	L2
Ø1	A	B	L2					
15			144					
374, 384, 385, 395, 495, 584, 585, 595, 674, 684, 685, 695, 784, 785, 884, 885, 895, 995	<b>62/920-4</b> (3125132R92, 245531C91, 92293C1, 92281C1)	14 V / 55 A	<b>62/919-17</b>					
				<table border="1"> <thead> <tr> <th>Ø2</th> <th>A</th> <th>B</th> <th>L2</th> </tr> </thead> <tbody> <tr> <td>68</td> <td>10</td> <td>37</td> <td>86</td> </tr> </tbody> </table>	Ø2	A	B	L2
Ø2	A	B	L2					
68	10	37	86					
433, 440, 533, 540, 633, 640, 733, 740, 833, 840, 940	<b>62/920-10</b> (3129851R91)	14 V / 65 A	<b>62/919-17</b>					
				<table border="1"> <thead> <tr> <th>Ø2</th> <th>A</th> <th>B</th> <th>L2</th> </tr> </thead> <tbody> <tr> <td>85</td> <td>13</td> <td>37</td> <td>90</td> </tr> </tbody> </table>	Ø2	A	B	L2
Ø2	A	B	L2					
85	13	37	90					
433, 440, 533, 540, 633, 640, 733, 740, 833, 840, 940	<b>62/920-38</b> (3218577R91, 3144907R91)	14 V / 33 A	<b>62/919-13</b>					
				<table border="1"> <thead> <tr> <th>Ø1</th> <th>A</th> <th>B</th> <th>L1</th> </tr> </thead> <tbody> <tr> <td>17</td> <td></td> <td></td> <td>56</td> </tr> </tbody> </table>	Ø1	A	B	L1
Ø1	A	B	L1					
17			56					
644, 743, 744, 745, 844, 845, 856, 946, 955, 956, 1046, 1055, 1056, 1246, 1255, 1455	<b>62/920-23</b> (3138942R91, 3218239R91)	14 V / 33 A	<b>62/919-13</b>					
				<table border="1"> <thead> <tr> <th>Ø2</th> <th>A</th> <th>B</th> <th>L1</th> </tr> </thead> <tbody> <tr> <td>68</td> <td>10</td> <td>21</td> <td>56</td> </tr> </tbody> </table>	Ø2	A	B	L1
Ø2	A	B	L1					
68	10	21	56					
644, 743, 744, 745, 844, 845, 856, 946, 955, 956, 1046, 1055, 1056, 1246, 1255, 1455	<b>62/920-84</b> (3138942R91, 3218239R91)	14 V / 45 A	<b>62/919-20</b>					
				<table border="1"> <thead> <tr> <th>Ø1</th> <th>A</th> <th>B</th> <th>L1</th> </tr> </thead> <tbody> <tr> <td>17</td> <td></td> <td></td> <td>56</td> </tr> </tbody> </table>	Ø1	A	B	L1
Ø1	A	B	L1					
17			56					

Les références des pièces sont indicatives.  
Nos pièces ne sont pas d'origine

Part numbers are quoted for reference purposes only.  
Our parts and accessories are not original.



**ALTERNATEURS  
ALTERNATORS**



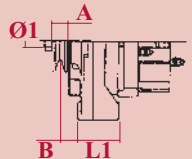
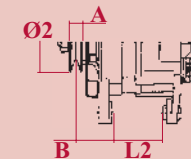

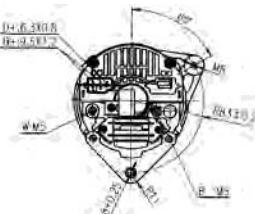

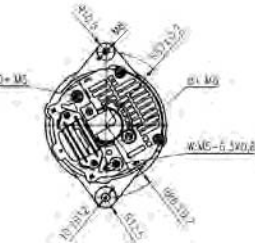

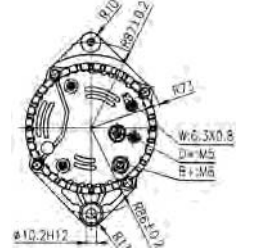


Tracteurs Tractors	Référence Reference													
644, 743, 744, 745, 844, 845, 856, 946, 955, 956, 1046, 1055, 1056, 1246, 1255, 1455	<b>62/920-65</b> (3138942R91, 3218239R91)	14 V / 55 A	<b>62/919-21</b>											
						<table border="1"> <thead> <tr> <th>Ø2</th> <th>A</th> <th>B</th> <th>L1</th> </tr> </thead> <tbody> <tr> <td>76</td> <td>13</td> <td>23</td> <td>51</td> </tr> </tbody> </table>	Ø2	A	B	L1	76	13	23	51
	Ø2	A	B	L1										
	76	13	23	51										
	<b>62/920-62</b> (3218544R91)	14 V / 55 A	<b>62/919-21</b>											
					<table border="1"> <thead> <tr> <th>Ø2</th> <th>A</th> <th>B</th> <th>L1</th> </tr> </thead> <tbody> <tr> <td>68</td> <td>10</td> <td>21</td> <td>56</td> </tr> </tbody> </table>	Ø2	A	B	L1	68	10	21	56	
Ø2	A	B	L1											
68	10	21	56											
<b>62/920-64</b> (3218544R91)	14 V / 65 A	<b>62-919-21</b>												
					<table border="1"> <thead> <tr> <th>Ø2</th> <th>A</th> <th>B</th> <th>L1</th> </tr> </thead> <tbody> <tr> <td>68</td> <td>10</td> <td>21</td> <td>56</td> </tr> </tbody> </table>	Ø2	A	B	L1	68	10	21	56	
Ø2	A	B	L1											
68	10	21	56											
<b>62/920-34</b> (3218544R91, 1532068C1)	14 V / 65 A	<b>62-919-21</b>												
					<table border="1"> <thead> <tr> <th>Ø2</th> <th>A</th> <th>B</th> <th>L1</th> </tr> </thead> <tbody> <tr> <td>68</td> <td>10</td> <td>21</td> <td>56</td> </tr> </tbody> </table>	Ø2	A	B	L1	68	10	21	56	
Ø2	A	B	L1											
68	10	21	56											
<b>62/920-102</b> (1532068C1)	14 V / 80 A	<b>62/919-3</b>												
					<table border="1"> <thead> <tr> <th>Ø2</th> <th>A</th> <th>B</th> <th>L1</th> </tr> </thead> <tbody> <tr> <td>70</td> <td>10</td> <td>21</td> <td>56</td> </tr> </tbody> </table>	Ø2	A	B	L1	70	10	21	56	
Ø2	A	B	L1											
70	10	21	56											
2120, 2130, 2140, 2150, PJ55, PJ65, PJ75, PJN55, PJN65, PJN75, PJV55, PJV65, PJV75	<b>62/920-30</b> (1530354C1, 395250A1, 405078A1)	14 V / 65 A	<b>62/919-21</b>											
					<table border="1"> <thead> <tr> <th>Ø1</th> <th></th> <th></th> <th>L2</th> </tr> </thead> <tbody> <tr> <td>17</td> <td></td> <td></td> <td>67</td> </tr> </tbody> </table>	Ø1			L2	17			67	
Ø1			L2											
17			67											

Les références des pièces sont indicatives.  
Nos pièces ne sont pas d'origine

Part numbers are quoted for reference purposes only.  
Our parts and accessories are not original.



ALTERNATEURS  
ALTERNATORS

Tracteurs Tractors	Référence Reference														
3210, 3220, 3230, 4210, 4220, 4230, 4240	<b>62/920-10</b> (3129851R91)	14 V / 65 A	<b>62/919-17</b>												
				<table border="1"> <tr> <td>↻</td> <td>Ø2</td> <td>A</td> <td>B</td> <td>L2</td> </tr> <tr> <td></td> <td>85</td> <td>13</td> <td>37</td> <td>90</td> </tr> </table>	↻	Ø2	A	B	L2		85	13	37	90	
↻	Ø2	A	B	L2											
	85	13	37	90											
5120, 5130, 5140, 5150, 5220, 5230, 5240, 5250,  MX80C, MX90C, MX100C, MX100, MX110, MX120, MX135	<b>62/920-72</b> (A187873, 132000090065)	14 V / 65 A	<b>62/919-3</b>												
				<table border="1"> <tr> <td>↻</td> <td>Ø1</td> <td></td> <td></td> <td>L1</td> </tr> <tr> <td></td> <td>17</td> <td></td> <td></td> <td>51</td> </tr> </table>	↻	Ø1			L1		17			51	
↻	Ø1			L1											
	17			51											
	<b>62/920-111</b> (A187623)	14 V / 95 A	<b>62/919-3</b>												
				<table border="1"> <tr> <td>↻</td> <td>Ø1</td> <td></td> <td></td> <td>L1</td> </tr> <tr> <td></td> <td>17</td> <td></td> <td></td> <td>51</td> </tr> </table>	↻	Ø1			L1		17			51	
↻	Ø1			L1											
	17			51											
7110, 7120, 7130, 7140, 7210, 7220, 7230, 7240, 7250, 8910, 8920, 8930, 8940, 8950, 9110, 9130, 9150, 9170, 9180,  MX180, MX200, MX210, MX220, MX230, MX240, MX255, MX270, MX285,  STX275, STX325, STX375, STX425, STX440, STX450, STX500	<b>62/920-166</b> (91448C1, 91448C2, 20-2360T91)	14 V / 150 A													
				<table border="1"> <tr> <td></td> <td>Ø1</td> <td></td> <td></td> <td>L2</td> </tr> <tr> <td></td> <td>22</td> <td></td> <td></td> <td>103</td> </tr> </table>		Ø1			L2		22			103	
	Ø1			L2											
	22			103											
Mois.-bat. / Combines CT5050, CT5060, CT5070, CT5080	<b>62/920-167</b> (125849A1, 87452821, 89833744)	14 V / 150 A <i>anti-poussières</i> <i>dust protection</i>													
				<table border="1"> <tr> <td></td> <td>Ø1</td> <td></td> <td></td> <td>L2</td> </tr> <tr> <td></td> <td>22</td> <td></td> <td></td> <td>103</td> </tr> </table>		Ø1			L2		22			103	
	Ø1			L2											
	22			103											



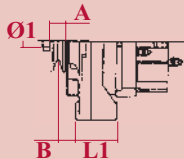
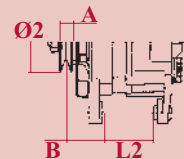



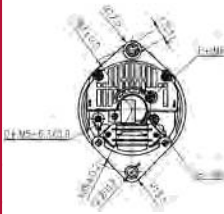

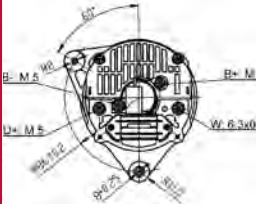

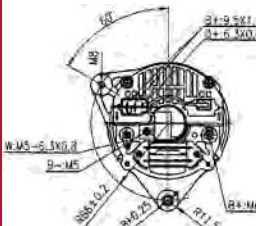

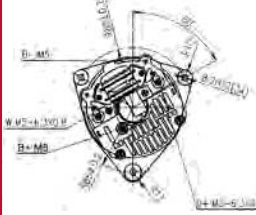

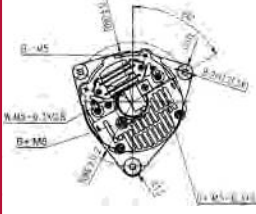
Les références des pièces sont indicatives.  
Nos pièces ne sont pas d'origine

Part numbers are quoted for reference purposes only.  
Our parts and accessories are not original.





ALTERNATEURS  
ALTERNATORS



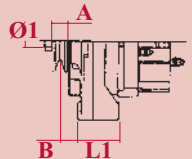
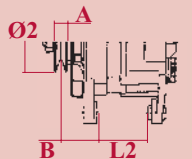

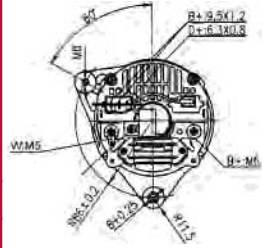


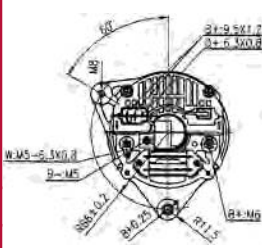







Tracteurs Tractors	Référence Reference												
AVJ55, AVJ60, AVJ70, JX55, JX60, JX65, JX70, JX70U, JX75, JX80, JX80U, JX85, JX90, JX90U, JX95, JX100U,  JX1060C, JX1060V, JX1070C, JX1070N, JX1070V, JX1075C, JX1075N, JX1075V	62/920-68 (4808498)	14 V / 55 A	62/919-17										
	<table border="1"> <tr><th>Ø2</th><th>A</th><th>B</th><th>L2</th></tr> <tr><td>86</td><td>10</td><td>49</td><td>65</td></tr> </table>	Ø2	A	B	L2	86	10	49	65				
Ø2	A	B	L2										
86	10	49	65										
	62/920-25 (500322764, 500343744) <i>poulie double double pulley</i>	14 V / 65 A	62/919-17										
	<table border="1"> <tr><th>Ø2</th><th>A</th><th>B</th><th>L2</th></tr> <tr><td>90</td><td>10</td><td>58</td><td>70</td></tr> </table>	Ø2	A	B	L2	90	10	58	70				
Ø2	A	B	L2										
90	10	58	70										
C50, C50, CX50, CX60 <i>moteur Perkins 3 cyl. engine</i>	62/920-121 (231295A1)	14 V / 65 A	62/919-3										
	<table border="1"> <tr><th>Ø2</th><th>A</th><th>B</th><th>L2</th></tr> <tr><td>75</td><td>13</td><td>36</td><td>82</td></tr> </table>	Ø2	A	B	L2	75	13	36	82				
Ø2	A	B	L2										
75	13	36	82										
	62/920-101	14 V / 70 A	62/919-3										
	<table border="1"> <tr><th>Ø1</th><th></th><th></th><th>L2</th></tr> <tr><td>17</td><td></td><td></td><td>82</td></tr> </table>	Ø1			L2	17			82				
Ø1			L2										
17			82										
C55, C64, C70, CS68, CS75, CS78, CS86, CS94 <i>moteur MWM engine (⇒ 12/98)</i>	62/920-34 (131000090739, 130100090744)	14 V / 65 A	62/919-3										
	<table border="1"> <tr><th>Ø2</th><th>A</th><th>B</th><th>L1</th></tr> <tr><td>68</td><td>10</td><td>21</td><td>56</td></tr> </table>	Ø2	A	B	L1	68	10	21	56				
Ø2	A	B	L1										
68	10	21	56										
	62/920-102 (130100090005)	14 V / 80 A	62/919-3										
	<table border="1"> <tr><th>Ø2</th><th>A</th><th>B</th><th>L1</th></tr> <tr><td>70</td><td>10</td><td>21</td><td>56</td></tr> </table>	Ø2	A	B	L1	70	10	21	56				
Ø2	A	B	L1										
70	10	21	56										

Les références des pièces sont indicatives.  
Nos pièces ne sont pas d'origine

Part numbers are quoted for reference purposes only.  
Our parts and accessories are not original.



ALTERNATEURS  
ALTERNATORS


Tracteurs Tractors	Référence Reference												
C70, C80, C90, CX70, Cx80, CX90, CX100 moteur Perkins 4 cyl. engine	62/920-122 (188590A1, 229301A1, 388188A1) poulie double double pulley	14 V / 65 A	62/919-3										
					<table border="1"> <thead> <tr> <th>Ø2</th> <th>A</th> <th>B</th> <th>L2</th> </tr> </thead> <tbody> <tr> <td>75</td> <td>10</td> <td>35</td> <td>82</td> </tr> </tbody> </table>	Ø2	A	B	L2	75	10	35	82
Ø2	A	B	L2										
75	10	35	82										
	62/920-101	14 V / 70 A	62/919-3										
					<table border="1"> <thead> <tr> <th>Ø1</th> <th></th> <th></th> <th>L2</th> </tr> </thead> <tbody> <tr> <td>17</td> <td></td> <td></td> <td>82</td> </tr> </tbody> </table>	Ø1			L2	17			82
Ø1			L2										
17			82										
CS68, CS75, CS78, CS86, CS94 moteur Sisu engine (01/99 ⇔)	62/920-173 (142000090295)	14 V / 95 A											
					<table border="1"> <thead> <tr> <th>Ø2</th> <th>A</th> <th>B</th> <th>L1</th> </tr> </thead> <tbody> <tr> <td></td> <td>13</td> <td>27</td> <td>51</td> </tr> </tbody> </table>	Ø2	A	B	L1		13	27	51
Ø2	A	B	L1										
	13	27	51										
CS100, CS110, CS120, CS130, CS150, CVX120, CVX130, CVX150, CVX170, CVX1135, CVX1145, CVX1155, CVX1170, CVX1190	62/920-171 (162000090120) Poulie/Pulley Ø 80	14 V / 120 A											
	62/920-172 (142000090220) Poulie/Pulley Ø 74				<table border="1"> <thead> <tr> <th>Ø2</th> <th>A</th> <th>B</th> <th>L1</th> </tr> </thead> <tbody> <tr> <td></td> <td>13</td> <td>27</td> <td>51</td> </tr> </tbody> </table>	Ø2	A	B	L1		13	27	51
Ø2	A	B	L1										
	13	27	51										
MXM120, MXM130, MXM140, MXM155, MXM175, MXM190, MXU100, MXU110, MXU115, MXU125, MXU130, MXU135	62/920-115 (82014508, 82020011) 8 gorges 8 tracks	14 V / 120 A											
					<table border="1"> <thead> <tr> <th>Ø2</th> <th>B</th> <th>L2</th> </tr> </thead> <tbody> <tr> <td>67 x 8</td> <td>32</td> <td>83</td> </tr> </tbody> </table>	Ø2	B	L2	67 x 8	32	83		
Ø2	B	L2											
67 x 8	32	83											

Les références des pièces sont indicatives.  
Nos pièces ne sont pas d'origine

Part numbers are quoted for reference purposes only.  
Our parts and accessories are not original.



**PIECES DE RECHANGE POUR DYNAMO & ALTERNATEURS "LUCAS"**  
**SPARE PARTS FOR "LUCAS" DYNAMO & ALTERNATORS**



Type Type	Réf. Ref.	Fig. Fig.	Description Description
UWB102	62/911-2	1	Induit / Armature
UTB107	62/915-1	2	Roulement à billes / Ball bearing
UTB110	62/914-1	3	Coussinet / Bush
USB104	62/913-2	4	Jeu de balais / Brush set
ULB110	62/923-1	5	Jeu de balais pour alternateur "Lucas" / Brush set for "Lucas" alternators
UCB100	62/919-80	6	Régulateur pour alternateur "Lucas" 34A / Control box for "Lucas" 34A alternators
UCB109	62/919-81	7	Régulateur pour alternateur "Lucas" 55A / Control box for "Lucas" 55A alternators

**PIECES DE RECHANGE POUR DYNAMO & ALTERNATEURS "BOSCH"**  
**SPARE PARTS FOR "BOSCH" DYNAMO & ALTERNATORS**



Type Type	Réf. Ref.	Fig. Fig.	Description Description
1.107.014.144	62/913-5	1	Jeu de balais pour dynamo "Bosch" / Brush set for dynamo "Bosch"
1.127.014.011	62/923-5	2	Balais pour alternateurs / Brushes for alternators
0.190.601.006	62/919-15	3	Type "AD.1" - Electronique / "AD.1" type - Electrical
0.192.052.005	62/919-13	4	Type 14V - Incorporé / 14V type - Incorporated

Les références des pièces sont indicatives.  
Nos pièces ne sont pas d'origine

Part numbers are quoted for reference purposes only.  
Our parts and accessories are not original.





**GARDE-BOUES  
FENDERS**



Tracteurs Tractors	Fig. Fig.	Réf. Ref.	OEM OEM	Description Description
Farmall / Mc Cormick B-450	1	25/844-36 LH		Gauche / LH
		25/844-36 RH		Droit / RH
Mc Cormick DED3, DGD4, D320, D326, D430, D439	2	25/844-38 LH		Gauche / LH
		25/844-38 RH		Droit / RH
Mc Cormick 323, 353, 423, 453	3	25/844-40 LH		Gauche / LH
		25/844-40 RH		Droit / RH
Mc Cormick 523, 624, 724, 824	3	25/844-41 LH		Gauche / LH
		25/844-41 RH		Droit / RH
743XL, 745XL, 844XL, 845XL, 856XL, 3210, 3220, 3230, 4210, 4220, 4230, 4240	4	25/844-43 LH	3234659R1	Gauche / LH
		25/844-43 RH	3405809R1	Droit / RH
955XL, 956XL, 1055XL, 1056XL, 1255XL, 1455XL	5	25/844-44 LH	3234651R1	Gauche / LH
		25/844-44 RH	3405810R1	Droit / RH
5120, 5130, 5140, 5150	6	25/844-45 LH	1958612C2	Gauche / LH
		25/844-45 RH	1958611C4	Droit / RH

**EMBLEMES  
EMBLEMS**

Tracteurs Tractors	Fig. Fig.	Réf. Ref.	OEM OEM
	1	25/863-15	
	2	25/863-16	1333266C1, 1536056C1, A181523, A181437
Ancienne gamme / Old range	1	25/863-15	
248, 258, 385, 433, 485, 485XL, 533, 585, 585XL, 633, 685, 685XL, 733, 743, 743XL, 745S, 745XL, 785, 785XL, 833, 844S, 844XL, 845, 845XL, 856XL, 885, 885XL, 956, 956XL, 1056, 1056XL, 1255, 1255XL, 1455, 1455XL, 9110, 9130, 9210, 9230	2	25/863-16	1333266C1, 1536056C1, A181523, A181437


Les références des pièces sont indicatives.  
Nos pièces ne sont pas d'origine

Part numbers are quoted for reference purposes only.  
Our parts and accessories are not original.





**CALANDRES  
FRONT GRILLS**



Tracteurs Tractors	Fig. Fig.	Réf. Ref.	OEM OEM	Description Description
323, 353, 383, 423, 453	1	25/841-16	786862R2	Calandre en plastique Plastic grill
433, 433E, 433V, 533, 533E, 533V, 633, 633E, 633V, 733, 733E, 833, 833E	2	25/841-22	85643C2	Calandre en plastique Plastic grill
	3	25/841-23	85644C1, 85644C2	Grille supérieure Upper grill
	4	25/841-24	85645C1, 85645C2	Grille inférieure Lower grill
523, 624, 724, 824	5	25/841-17	3057444R2	Calandre en métal Iron grill
644, 743, 743XL, 744, 745S, 745XL, 844, 844S, 844XL, 856XL, 946, 955, 955XL, 956, 956XL, 1046, 1055, 1055XL, 1056, 1056XL, 1246 (International)	6	25/841-18	3402639R91, 3141013R91	Calandre supérieure en plastique Upper plastic grill
		25/841-18 E		Calandre sup. en plast. - Version économique Upper plastic grill - Economic version
	7	25/841-19	3141785R91, 3141785R92	Calandre inférieure en plastique Lower plastic grill
743, 743XL, 745S, 745XL, 844S, 844XL, 845, 845XL, 856XL, 956, 956XL, 1056, 1056XL (Case IH)	8	25/841-20	85639C1	Calandre supérieure en plastique Upper plastic grill
	9	25/841-21	85640C2	Calandre inférieure en plastique Lower plastic grill



Les références des pièces sont indicatives.  
Nos pièces ne sont pas d'origine

Part numbers are quoted for reference purposes only.  
Our parts and accessories are not original.





**DECALCOMANIES**  
**DECAL SETS**

Tracteurs Tractors	Réf. Ref.	Description Description
323	25/860-323	 2 x  2 x
353	25/860-353	
383	25/860-383	
423	25/860-423	
453	25/860-453	
523	25/860-523	
624	25/860-624	
724	25/860-724	
824	25/860-824	
433	25/860-230 *	International 433 G & D / <i>International 433 LH &amp; RH</i>
533	25/860-231 *	International 533 G & D / <i>International 533 LH &amp; RH</i>
633	25/860-232 *	International 633 G & D / <i>International 633 LH &amp; RH</i>
733	25/860-233 *	International 733 G & D / <i>International 733 LH &amp; RH</i>
833	25/860-234 *	International 833 G & D / <i>International 833 LH &amp; RH</i>
844XL	25/860-235 *	International 844XL G & D / <i>International 844XL LH &amp; RH</i>
433	25/860-236 *	Case International 433 G & D + 433 x 2 / <i>Case International 433 LH &amp; RH + 833 x 2</i>
533	25/860-237 *	Case International 533 G & D + 533 x 2 / <i>Case International 533 LH &amp; RH + 533 x 2</i>
633	25/860-238 *	Case International 633 G & D + 633 x 2 / <i>Case International 633 LH &amp; RH + 633 x 2</i>
733	25/860-239 *	Case International 733 G & D + 733 x 2 / <i>Case International 733 LH &amp; RH + 733 x 2</i>
833	25/860-240 *	Case International 833 G & D + 833 x 2 / <i>Case International 833 LH &amp; RH + 833 x 2</i>
644	25/860-300 *	International 644 G & D + 644 x 2 / <i>International 644 LH &amp; RH + 644 x 2</i>
744	25/860-301 *	International 744 G & D + 744 x 2 / <i>International 744 LH &amp; RH + 744 x 2</i>
844	25/860-302 *	International 844 G & D + 844 x 2 / <i>International 844 LH &amp; RH + 844 x 2</i>
844S	25/860-303 *	International 844S G & D + 844 x 2 / <i>International 844S LH &amp; RH + 844 x 2</i>
844SB	25/860-304 *	International 844SB G & D + 844 x 2 / <i>International 844SB LH &amp; RH + 844 x 2</i>
844S	25/860-305 *	Case International G & D + 844S x 2 / <i>Case International LH &amp; RH + 844S x 2</i>
743XL	25/860-306 *	Case International G & D + 743XL G & D / <i>Case International LH &amp; RH + 743XL LH &amp; RH</i>
745XL	25/860-307 *	Case International G & D + 745XL G & D / <i>Case International LH &amp; RH + 745XL LH &amp; RH</i>
844XL	25/860-308 *	Case International G & D + 844XL G & D / <i>Case International LH &amp; RH + 844XL LH &amp; RH</i>
845XL	25/860-309 *	Case International G & D + 845XL G & D / <i>Case International LH &amp; RH + 845XL LH &amp; RH</i>
955	25/860-310 *	International 955 G & D / <i>International 955 LH+RH</i>
955XL	25/860-311 *	International 955XL G & D + portières LH & RH / <i>International 955 LH &amp; RH + door LH &amp; RH</i>
1055	25/860-312 *	International 1055 G & D / <i>International 1055 LH &amp; RH</i>
1055XL	25/860-314 *	International 1055XL G & D + portières LH & RH / <i>International 1055 LH &amp; RH + door LH &amp; RH</i>
1255	25/860-315 *	International G & D + 1255 x 2 / <i>International LH &amp; RH + 1255 x 2</i>
1255XL	25/860-316 *	International G & D + 1255XL G & D / <i>International LH &amp; RH + 1255XL LH &amp; RH</i>
1455	25/860-317 *	International G & D + 1255 x 2 / <i>International LH &amp; RH + 1255 x 2</i>
1455XL	25/860-318 *	International G & D + 1455XL G & D / <i>International LH &amp; RH + 1455XL LH &amp; RH</i>
1255	25/860-319 *	Case International G & D + 1255 x 2 / <i>Case International LH &amp; RH + 1255 x 2</i>
1255XL	25/860-320 *	Case International G & D + 1255XL G & D / <i>Case International LH &amp; RH + 1255XL LH &amp; RH</i>
1455	25/860-321 *	Case International G & D + 1255 x 2 / <i>Case International LH &amp; RH + 1255 x 2</i>
1455XL	25/860-322 *	Case International G & D + 1455XL G & D / <i>Case International LH &amp; RH + 1455XL LH &amp; RH</i>
5120	25/860-324 *	Case International 5120 G & D (⇒ JJF1029999) / <i>Case International 5120 LH &amp; RH (⇒ JJF1029999)</i>
5130	25/860-325 *	Case International 5130 G & D (⇒ JJF1029999) / <i>Case International 5130 LH &amp; RH (⇒ JJF1029999)</i>
5140	25/860-326 *	Case International 5140 G & D (⇒ JJF1029999) / <i>Case International 5140 LH &amp; RH (⇒ JJF1029999)</i>
5150	25/860-327 *	Case International 5150 G & D (⇒ JJF1029999) / <i>Case International 5150 LH &amp; RH (⇒ JJF1029999)</i>
5120	25/860-328 *	Case International 5120 G & D (JJF1030000 ⇒) / <i>Case International 5120 LH &amp; RH (JJF1030000 ⇒)</i>
5130	25/860-329 *	Case International 5130 G & D (JJF1030000 ⇒) / <i>Case International 5130 LH &amp; RH (JJF1030000 ⇒)</i>
5140	25/860-330 *	Case International 5140 G & D (JJF1030000 ⇒) / <i>Case International 5140 LH &amp; RH (JJF1030000 ⇒)</i>
5150	25/860-331 *	Case International 5150 G & D (JJF1030000 ⇒) / <i>Case International 5150 LH &amp; RH (JJF1030000 ⇒)</i>

\* Disponible séparément  
\* Available separately

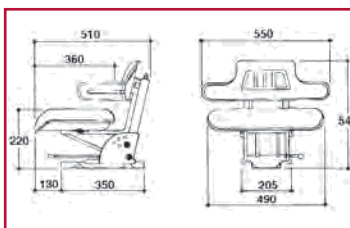
Les références des pièces sont indicatives.  
Nos pièces ne sont pas d'origine

Part numbers are quoted for reference purposes only.  
Our parts and accessories are not original.



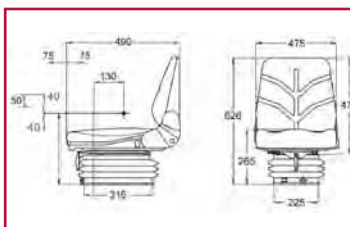
**SIEGES  
SEATS**

**61/830-845**



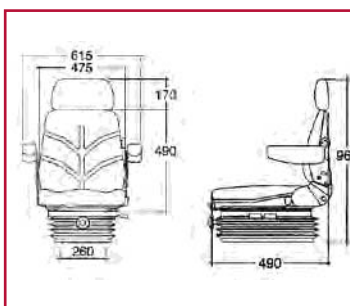
- Sellerie synthétique noire
- Suspension réglable
- Glissières
- Base plane et réglable de 12° à 20° (5 positions)
- *Synthetic black leather*
- *Adjustable suspension*
- *Slide rails adjustment*
- *Flat mounting plate adjustable from 12° to 20° (5 steps)*

**61/830-891**



- Sellerie tissu noir
- Suspension / course 80 mm
- Glissières (150 mm)
- Réglage en hauteur (60 mm)
- Dossier inclinable 25° / repliable
- Réglage poids (130 Kgs)
- Base plane
- Fixations pour ceinture de sécurité
- *Black cloth*
- *80 mm suspension travel*
- *Slide rails adjustment (150 mm)*
- *Height adjustment (60 mm)*
- *Fully foldable backrest with 25° tilt adj.*
- *Weight adjustment (130 Kgs)*
- *Flat mounting plate*
- *Seat belt fixation points*

**61/830-981**



- Appuie-tête et accoudoirs réglables
- Suspension réglable suivant le poids du conducteur (>130 Kgs)
- Dossier muni d'un réglage lombaire
- Glissières (150 mm)
- Dossier inclinable 25°/ Repliable
- Base plane
- Embase pivotante 20°/45°/180°
- Fixation pour ceinture de sécurité
- *Backrest extension and armrests*
- *Adjustable suspension & height*
- *Adjustment weight (>130 Kgs)*
- *Mechanical lumbar adjustment*
- *Slide rails adjustment (150 mm)*
- *Fully foldable backrest with 25° tilt adj.*
- *Flat mounting plate*
- *20°/45°/180° Turn table*
- *Seat belt fixation points*



**Pour les sièges, voir aussi notre catalogue au fascicule 1**  
**For seats see also our catalogue part 1**



**VERINS A GAZ  
GAS STRUTS**



Tracteurs Tractors	Pare-brise Windscreen	Porte Door	Toit Roof	Vitre arrière Rear window	Capot Bonnet
238, 248, 258, 268, 278, 288, 385, 395, 484, 485, 495, 584, 684, 784, 785, 795, 884		<b>25/870-13</b> (3118430R1, 3123040R1)	<b>25/871-10</b> (K965650, 3123835R1)	<b>25/870-13</b> (3118430R1, 3123040R1) L : 285 mm	
374, 475, 574, 886, 2400				<b>25/870-14</b> (3125425R1) L : 422 mm	
433, 533, 633, 733, 833	<b>25/872-11</b> (1284622C1, 1284622C2)	<b>25/872-22</b> (1332420C1) L : 500 mm  <b>25/872-11</b> (1284622C1, 1284622C2) L : 240 mm		<b>25/870-9</b> (1284636C1)	
440, 540, 640, 740, 840, 940	<b>25/874-22</b> (1332511C1) L : 275 mm  <b>25/874-23</b> (126266A1, 224729A1, 1328453C1)	<b>25/872-11</b> (1284622C1, 1284622C2)		<b>25/870-107</b> (1332551C1) L : 400 mm  <b>25/874-23</b> (126266A1, 224729A1, 1328453C1)	
454, 2400			<b>25/871-10</b> (K965650, 3123835R1)	<b>25/870-13</b> (3118430R1, 3123040R1)	
485XL, 585XL					
495XL, 685XL, 785XL, 885XL, 895XL, 955XL, 956, 956XL, 995, 995XL, 1055XL, 1056, 1056XL, 1255XL, 1455XL		<b>25/872-14</b> (3232937R1)	<b>25/871-11</b> (3399422R3)	<b>25/870-15</b> (3234163R1)	
585, 595, 685, 695, 885, 895		<b>25/870-13</b> (3118430R1, 3123040R1) L : 285 mm  <b>25/872-14</b> (3232937R1) L : 278 mm	<b>25/871-10</b> (K965650, 3123835R1) L : 255 mm  <b>25/871-11</b> (3399422R3) L : 224 mm	<b>25/870-13</b> (3118430R1, 3123040R1) L : 285 mm  <b>25/870-15</b> (3234163R1) L : 550 mm	
595XL, 695XL, 795XL, 856XL		<b>25/872-14</b> (3232937R1)	<b>25/871-11</b> (3399422R3)	<b>25/874-23</b> (126266A1, 224729A1, 1328453C1) L : 500 mm  <b>25/870-15</b> (3234163R1) L : 550 mm	
644, 744, 844, 955, 1055			<b>25/871-8</b> (3221572R1)	<b>25/870-10</b> (3221531R1)	
743, 844S	<b>25/872-12</b> (3232760R1, 3232760R2)		<b>25/871-8</b> (3221572R1) L : 250 mm  <b>25/871-9</b> (3399042R1) L : 240 mm	<b>25/870-10</b> (3221531R1) L : 500 mm  <b>25/870-11</b> (3225465R1, 3225465R2) L : 500 mm	

Les références des pièces sont indicatives.  
Nos pièces ne sont pas d'origine

Part numbers are quoted for reference purposes only.  
Our parts and accessories are not original.



**VERINS A GAZ**  
**GAS STRUTS**

Tracteurs Tractors	Pare-brise Windscreen	Porte Door	Toit Roof	Vitre arrière Rear window	Capot Bonnet
743XL, 745XL, 844XL, 845XL	<b>25/874-23</b> (126266A1, 224729A1, 1328453C1)	<b>25/872-14</b> (3232937R1)	<b>25/871-11</b> (3399422R3)	<b>25/874-23</b> (126266A1, 224729A1, 1328453C1)  <b>25/870-15</b> (3234163R1) L : 550 mm	
745S			<b>25/871-8</b> (3221572R1) L : 250 mm  <b>25/871-9</b> (3399042R1) L : 240 mm	<b>25/870-10</b> (3221531R1) L : 500 mm  <b>25/870-11</b> (3225465R1, 3225465R2) L : 500 mm	
845			<b>25/871-9</b> (3399042R1)	<b>25/870-11</b> (3225465R1, 3225465R2)	
946, 1046, 1246			<b>25/871-8</b> (3221572R1)	<b>25/870-10</b> (3221531R1)	
Série "XL" series				<b>25/870-36</b> (3148826R2) L : 500 mm	
2120, 2130, 2140, 2150		<b>25/872-73</b> (1984559C1)	<b>25/872-73</b> (1984559C1)	<b>25/872-73</b> (1984559C1)	
3210	<b>25/874-24</b> (222114A1) L : 700 mm	<b>25/872-22</b> (1332420C1)		<b>25/870-35</b> (144947A2)	
3220, 3230, 4210, 4220, 4230, 4240	<b>25/874-25</b> (234976A1) L : 482 mm	<b>25/872-14</b> (3232937R1) L : 278 mm  <b>25/872-22</b> (1332420C1) L : 500 mm	<b>25/871-11</b> (3399422R3)	<b>25/870-15</b> (3234163R1) L : 550 mm  <b>25/870-35</b> (144947A2) L : 450 mm	
5120	<b>25/874-23</b> (126266A1, 224729A1, 1328453C1)	<b>25/872-44</b> (1977416C1)	<b>25/871-11</b> (3399422R3)	<b>25/870-31</b> (1971235C2)	<b>25/876-1</b> (1531489C1) L : 500 mm
5130, 5140					<b>25/876-3</b> (108157A1) L : 227 mm  <b>25/876-2</b> (1531490C1) L : 400 mm
5150, 5230, 5240, 5250					<b>25/876-3</b> (108157A1) L : 227 mm
5220					<b>25/876-1</b> (1531489C1) L : 500 mm  <b>25/876-3</b> (108157A1) L : 227 mm

Les références des pièces sont indicatives.  
Nos pièces ne sont pas d'origine



**"THE RELIABLE SERVICE"**



Part numbers are quoted for reference purposes only.  
Our parts and accessories are not original.

**VERINS A GAZ**  
**GAS STRUTS**

Tracteurs Tractors	Pare-brise Windscreen	Porte Door	Toit Roof	Vitre arrière Rear window	Capot Bonnet
7110, 7120, 7130, 7140, 7150, 7210, 7220, 7230, 7240, 7250, 8910, 8920, 8930, 8940, 8950		<b>25/872-21</b> (1280263C1)		<b>25/870-32</b> (1343825C1)	
9110, 9130, 9150, 9170, 9180, 9210, 9230, 9240, 9250, 9260, 9270, 2980, 9310, 9330, 9350, 9370, 9380, 9390					
C42, C48, C55, C64, C70	<b>25/874-27</b> (1-99-976-064)	<b>25/872-64</b> (1-34-701-577)		<b>25/870-108</b> (1-99-976-071, 1-34-671-103, 1-34-703-139) L : 500 mm	<b>25/876-24</b> (1-99-976-015)
CS48, CS52, CS58, CS63 CS75 (01/99 ⇒)	<b>25/870-34</b> (1-99-976-066)		<b>25/871-48</b> (1-34-519-375)		
CS68				<b>25/870-34</b> (1-99-976-066) L : 485 mm	
CS75 (⇒ 12/98)					
CS78, CS86, CS94, CS100, CS110, CS120, CS130, CS150, CVX120, CVX130, CVX150, CVX170, CVX1135, CVX1145, CVX1155, CVX1170, CVX1190	<b>25/874-28</b> (1-99-976-065)	<b>25/870-60</b> (1-34-621-099, 1-34-621-098, 1-99-976-061)	<b>25/871-43</b> (1-99-976-036)	<b>25/870-34</b> (1-99-976-066)	<b>25/876-24</b> (1-99-976-015) L : 205 mm  <b>25/876-25</b> (1-99-976-069) L : 585 mm
CX50, CX60, CX70, CX80, CX90, CX100	<b>25/870-33</b> (189447A2)	<b>25/872-44</b> (1977416C1)	<b>25/871-11</b> (3399422R3)	<b>25/870-33</b> (189447A2)	
JX55, JX60, JX65, JX70, JX75, JX80, JX85, JX90, JX95		<b>25/872-74</b> (5089549)		<b>25/870-109</b> (5089567)	
JX70U, JX80U, JX90U, JX100U, JX1070U, JX1080U, JX1090U, JX1100U	<b>25/874-29</b> (82001505)	<b>25/872-42</b> (5183854, 81867743)	<b>25/871-49</b> (82002925)	<b>25/870-110</b> (47123877) L : 515 mm  <b>25/870-111</b> (47126775) L : 570 mm	
JX1060C, JX1070C, JX1075C, JX1085C, JX1095C	<b>25/874-30</b> (44910537)	<b>25/872-75</b> (5191712)		<b>25/870-112</b> (5192009)	
JX1060V, JX1070N, JX1070V, JX1075N, JX1075V, JX1095N, JX1095V		<b>25/872-76</b> (44910474)		<b>25/870-113</b> (44911878)	
MX80C, MX90C, MX100C, MX100, MX110, MX120, MX135, MX150, MX170	<b>25/870-33</b> (189447A2)	<b>25/872-44</b> (1977416C1)	<b>25/871-11</b> (3399422R3)	<b>25/870-33</b> (189447A2)	
MX180, MX200, MX210, MX220, MX230, MX240, MX255, MX270, MX285		<b>25/872-21</b> (1280263C1)		<b>25/870-114</b> (252550A2)	
MXU100, MXU110, MXU115, MXU125, MXU130, MXU135	<b>25/874-31</b> (82022475)	<b>25/872-77</b> (82036216, 82032040)		<b>25/870-115</b> (82022486)	
MXM120, MXM130, MXM140, MXM155, MXM175, MXM190	<b>25/874-29</b> (82001505)	<b>25/872-78</b> (82027922)		<b>25/870-57</b> (82019393)	
MXM135, MXM150, MXM165, MXM180		<b>25/872-42</b> (5183854, 81867743)	<b>25/871-49</b> (82002925)		
PJN55, PJN65, PJN75, PJV55, PJV65, PJV75	<b>25/874-32</b> (450151A1)	<b>25/872-79</b> (450227A1)		<b>25/874-32</b> (450151A1)	

Les références des pièces sont indicatives.  
Nos pièces ne sont pas d'origine

Part numbers are quoted for reference purposes only.  
Our parts and accessories are not original.



**"THE RELIABLE SERVICE"**





PEINTURE  
PAINT


LAQUE AMERICAINE

LA MEILLEURE PEINTURE  
DU MARCHE

Plus de 2000 nuances possibles  
Possibilité de créer une couleur  
suivant échantillon

THE BEST PAINT  
ON THE MARKET

More than 2000 colors available  
Possibility to create a color  
from a sample



Couleur Colour	1 L	5 L	Spray
Rouge Farmall série D / Farmall red - D series	64/3102-341		
Orange / Orange - CASE	64/3102-279		
Rouge / Red - CASE IH	64/3102-324	64/3102-325	64/3102-326
Noir semi brillant / Semi gloss black	64/3102-280		64/3102-281
Rouge / Red - IH	64/3102-327	64/3102-328	64/3102-329
Argent / Silver - IH	64/3102-330		64/3102-331
Rouge / Red - MAXXUM CASE IH	64/3102-332		64/3102-333
Gris beige / Grey beige - Mc CORMICK	64/3102-334	64/3102-335	64/3102-336
Rouge / Red - Mc CORMICK	64/3102-337		64/3102-338
Noir / Black - CASE IH	64/3102-339	64/3102-340	

Couleur Colour	750 ml	Spray 300 ml
Rouge / Red - CASE IH	64/3104-20	64/3104-131
Noir semi brillant / Semi gloss black	64/3104-21	64/3104-132
Argent / Silver - CASE IH	64/3104-22	64/3104-133
Rouge / Red - IH	64/3104-66	
Rouge / Red - IH série XL serie	64/3104-67	
Rouge 2000 / 2000 Red - IH	64/3104-68	
Blanc / White - IH	64/3104-69	




\* Marchés allemand et néerlandais uniquement  
\* German and dutch market only

Les références des pièces sont indicatives.  
Nos pièces ne sont pas d'origine

Part numbers are quoted for reference purposes only.  
Our parts and accessories are not original.



**MOTEURS D'ESSUIE-GLACE**  
**WIPER MOTORS**



Tracteurs Tractors	Fig. Fig.	Réf. Ref.	OEM OEM	Description Description
Suivant montage / Some fittings	1	63/1980-2		12 volts - 85° Avec interrupteur / With switch
	2	63/1980-3		12 volts - 110° Avec interrupteur / With switch
Fritzmeier	3	63/1980-42	1089015R1	12 volts - 135° Remplace / Replaces Bosch 0390506552 Avec interrupteur / With switch
238, 248, 258, 267, 278, 288, 354, 384, 385, 395, 444, 454, 474, 475, 484, 495, 574, 584, 585, 595, 674, 684, 685, 695, 784, 785, 795, 884, 885, 895, 2300, 2350, 2400, 2500	4	63/1980-45	1328080C91, 3113074R91, 3125203R1, 3125203R91	12 volts - 115°
433, 444, 533, 633, 644, 733, 744, 833, 844, 933	5	63/1980-5		12 volts - 110° Avec interrupteur / With switch
433, 533, 633, 733, 743, 745S, 833, 844, 856, 933, 940, 956, 1056	6	63/1980-4		12 volts - 135°
440, 540, 595XL, 640, 695XL, 740, 743XL, 745XL, 795XL, 840, 844XL, 845XL, 856XL, 940,	7	63/1980-66	1989749C1, 1989749C2, 1535097C1, 1535332C1	12 volts - 90°
485XL, 495XL, 585, 595, 595XL, 685, 685XL, 695, 695XL, 743XL, 745XL, 785XL, 795XL, 844XL, 845XL, 856XL, 885, 885XL, 895, 895XL, 955, 956XL, 995XL, 1055, 1056XL, 1255XL, 1455XL, 3210, 3220, 3230, 4210, 4220, 4230, 4240	8	63/1980-63	137203A1, 3401302R1, 3401302R92, 3401302R93, 3223040R91	
644, 744, 743, 745S, 844, 844S, 955, 1055	9	63/1980-64	3232764R1	12 volts - 135°
5120, 5130, 5140, 5150, 5220, 5230, 5240, 5250, 7110, 7120, 7130, 7140, 7150, 7210, 7220, 7230, 7240, 7250, 8910, 8920, 8930, 8940, 8950	10	63/1980-65	A186256	
CX50, CX60, CX70, CX80, CX90, CX100				
MX80C, MX90C, MX100C, MX100, MX110, MX120, MX135, MX150, MX170, MX180, MX200, MX210, MX220, MX230, MX240, MX255, MX270, MX285				

Les références des pièces sont indicatives.  
Nos pièces ne sont pas d'origine

Part numbers are quoted for reference purposes only.  
Our parts and accessories are not original.



**BALAIS D'ESSUIE-GLACE**  
**WIPER BLADES**



Tracteurs Tractors	Avant / Front			Arrière / Rear		
	Réf. Ref.	OEM OEM	Longueur Length	Réf. Ref.	OEM OEM	Longueur Length
238, 248, 258, 268, 278, 288, 385, 395, 484, 485, 495, 584, 585, 595, 684, 685, 695, 784, 785, 795, 884, 885, 895	<b>70/1987-18</b>	1328077C1, 3125205R91, 3125205R1, 3125204R91	450/460 mm			
238, 248, 258, 268, 278, 354, 374, 384, 385, 444, 454, 474, 475, 484, 485, 574, 584, 585, 674, 684, 685, 784, 785, 2300, 2350, 2400, 2500	<b>70/1987-9</b>	3113077R1	400/410 mm			
485XL, 495XL, 585, 585XL, 595, 595XL, 685, 685XL, 695, 695XL, 743XL, 745XL, 785XL, 795XL, 844XL, 845XL, 856XL, 885, 885XL, 895, 895XL, 995, 995XL, 3210, 3220, 3230, 4210, 4220, 4230, 4240	<b>70/1987-20</b>	3234746R1, 3234746R91	500/510 mm	<b>70/1987-51</b>	3058768R92	460 mm
743XL, 745XL, 844XL, 845XL, 856XL, 955XL, 956XL, 1055XL, 1056XL, 1255XL, 1455XL	<b>70/1987-25</b> <i>Fix. décentrée Offset fixing</i>	3401303R91	660 mm			
5120, 5130, 5140, 5150, 5220, 5230, 5240, 5250	<b>70/1987-22</b>	A187670, 192036A1	550 mm			
7110, 7120, 7130, 7140, 7150, 7210, 7220, 7230, 7240, 7250, 8910, 8920, 8930, 8940, 8950	<b>70/1987-52</b>	A187909, 132024A1	500 mm	<b>70/1987-53</b>	A42580	380 mm
C42, C48, C55, C64, C70	<b>70/1987-46</b>	1-34-674-006,	400 mm	<b>70/1987-54</b>	1-34-174-082	340 mm
CS48, CS52, CS58, CS63, CS68, CS75		1-34-674-011				
CS78, CS86, CS94	<b>70/1987-55</b>	1-34-174-011				
CS68, CS75, CS78, CS86, CS94, CS100, CS110, CS120, CS130, CS150, CVX120, CVX130, CVX150, CVX170, CVX1135, CVX1145, CVX1155, CVX1170, CVX1190	<b>70/1987-46</b>	1-34-674-006, 1-34-674-011	400 mm	<b>70/1987-55</b>	1-34-174-011	
	<b>70/1987-39</b>	1-34-674-003	600 mm			
CX50, CX60, CX70, CX80, CX90, CX100	<b>70/1987-56</b>	236194A1		<b>70/1987-57</b>	108436A2	450 mm
				<b>70/1987-69</b>	367430A1	600 mm
JX55, JX60, JX65, JX70, JX80, JX85, JX90, JX95	<b>70/1987-58</b>	5092905	500/510 mm	<b>70/1987-59</b>	5093389	
JX70U, JX80U, JX90U, JX100U, JX1070U, JX1080U, JX1090U, JX1100U	<b>70/1987-20</b>	82003345	500/510 mm	<b>70/1987-20</b>	82003345	500/510 mm
				<b>70/1987-18</b>	5144385	450/460 mm
JX1060C, JX1070C, JX1075C, JX1085C, JX1095C,						
JX1060V, JX1070N, JX1070V, JX1075N, JX1075V, JX1095N, JX1095V	<b>70/1987-56</b>	236194A1		<b>70/1987-57</b>	108436A2	450 mm
	<b>70/1987-69</b>	367430A1	600 mm			
MX180, MX200, MX220, MX240, MX270	<b>70/1987-56</b>	236194A1		<b>70/1987-56</b>	236194A1	
MXM120, MXM130, MXM140, MXM155, MXM175, MXM190	<b>70/1987-20</b>	82003345	500/510 mm	<b>70/1987-20</b>	82003345	500/510 mm
MXM135, MXM150, MXM165, MXM180						
MXU100, MXU110, MXU115, MXU125, MXU135, MXU100, MXU110, MXU115, MXU130 <b>X-LINE</b>	<b>70/1987-58</b>	82030990, 82022857	500/510 mm	<b>70/1987-58</b>	82030990, 82022857	500/510 mm

Les références des pièces sont indicatives.  
Nos pièces ne sont pas d'origine




















Part numbers are quoted for reference purposes only.  
Our parts and accessories are not original.



**"THE RELIABLE SERVICE"**



**POIGNEES ET SERRURES**  
**LOCKS & HANDLES**














Tracteurs Tractors	Réf. Ref.	OEM OEM	Fig. Fig.	Description Description
Cabine "Comfort 2000" cab	70/4170-18	-		Poignée gauche et droite LH & RH door handle
	70/4170-32	-		Serrure gauche / LH lock
	70/4170-33	-		Serrure droite / RH lock
238, 248, 258, 268, 278, 288, 354, 374, 384, 385, 395, 444, 454, 474, 475, 484, 485, 495, 574, 584, 585, 595, 674, 684, 685, 695, 784, 785, 795, 884, 885, 895, 2300, 2350, 2400, 2500	70/4170-31	3113466R91		Poignée gauche et droite LH & RH door handle Cabine "Super de Luxe" cab
	70/4170-30	-		Poignée gauche et droite LH & RH door handle Cabine "L" cab
	70/4170-26	3112460R91		Serrure gauche / LH lock Cabine "Super de Luxe" cab
	70/4170-27	3112461R91		Serrure droite / RH lock Cabine "Super de Luxe" cab
	70/4170-28	1328552C1		Serrure gauche / LH lock Cabine "L" cab
	70/4170-29	1328553C1		Serrure droite / RH lock Cabine "L" cab
440, 540, 640, 740, 840, 940	70/4170-91	1971204C1		Poignée gauche et droite LH & RH door handle
	70/4170-19	K303805		Serrure gauche / LH lock
	70/4170-20	K303806		Serrure droite / RH lock
485XL, 495XL, 585, 585XL, 595, 595XL, 685, 685XL, 695, 695XL, 743XL, 745XL, 785XL, 795XL, 844XL, 845XL, 856XL, 885, 885XL, 895, 895XL, 955XL, 956, 956XL, 995, 1055XL, 1056, 1056XL, 1255XL, 1455XL, 3210, 3220, 3230, 4210, 4220, 4230, 4240	70/4170-149	3405050R1, 3405050R91, 3234325R1		Poignée gauche - avec clé LH door handle - with key
	70/4170-150	3232990R1		Poignée droite RH door handle
	70/4170-151	3234131R1		Serrure gauche / LH lock
	70/4170-152	3234132R1		Serrure droite / RH lock
644, 743, 744, 745S, 844, 844S, 946, 955, 1046, 1055, 1246	70/4170-139	3223764R91, 3223764R1		Serrure gauche / LH lock
	70/4170-140	3223765R91, 3223765R1		Serrure droite / RH lock
	70/4170-141	3221533R1		Gache gauche / LH strike
	70/4170-142	3221534R1		Gache droite / RH strike
955, 1055	70/4170-147	3230372R1		Poignée gauche LH door handle
	70/4170-148	3230373R1		Poignée droite RH door handle

Les références des pièces sont indicatives.  
Nos pièces ne sont pas d'origine

Part numbers are quoted for reference purposes only.  
Our parts and accessories are not original.



**POIGNEES ET SERRURES**  
**LOCKS & HANDLES**

Tracteurs Tractors	Réf. Ref.	OEM OEM	Fig. Fig.	Description Description
3210, 3220, 3230, 4210, 4220, 4230, 4240	70/4170-25	-		Poignée gauche et droite LH & RH door handle Cabine "LP" cab
	70/4170-91 ⇒ JJE0926239	1971204C1		Poignée gauche et droite LH & RH door handle Cabine "LP" cab
	70/4170-94 JJE0926240 ⇒	255195A1		Poignée gauche et droite LH & RH door handle Cabine "LP" cab
	70/4170-92	1535126C1		Serrure gauche / LH lock Cabine "LP" cab
	70/4170-93	1535127C1		Serrure droite / RH lock Cabine "LP" cab
		70/4170-95	224736A1	
4210, 4220, 4230, 4240, 5120, 5130, 5140, 5150, 5220, 5230, 5240, 5250, 7110, 7120, 7130, 7140, 7150, 7210, 7220, 7230, 7240, 7250, 8910, 8920, 8930, 8940, 8950	70/4170-96	224730A1, 1340201C1		Poignée de vitre arrière Rear glass handle
5120, 5130, 5140, 5150, 5220, 5230, 5240, 5250	70/4170-91 ⇒ JJE0926239	1971204C1		Poignée gauche et droite LH & RH door handle
	70/4170-143 JJE0926240 ⇒	112330A1, 251142A1		Poignée gauche et droite LH & RH door handle
	70/4170-19	K303805		Serrure gauche / LH lock
	70/4170-20	K303806		Serrure droite / RH lock
CS78, CS86, CS94, CS100, CS110, CS120, CS130, CS150, CVX120, CVX130, CVX150, CVX170, CVX1135, CVX1145, CVX1155, CVX1170, CVX1190	70/4170-144	1-34-621-042		Poignée gauche et droite LH & RH door handle
	70/4170-145	1-34-621-052		Serrure gauche / LH lock
	70/4170-146	1-34-621-053		Serrure droite / RH lock
CX50, CX60, CX70, CX80, CX90, CX100,  MX80C, MX90C, MX100C, MX100, MX110, MX120, MX135, MX150, MX170	70/4170-143	112330A1, 251142A1		Poignée gauche et droite LH & RH door handle
	70/4170-19	K303805		Serrure gauche / LH lock
	70/4170-20	K303806		Serrure droite / RH lock

Les références des pièces sont indicatives.  
Nos pièces ne sont pas d'origine

Part numbers are quoted for reference purposes only.  
Our parts and accessories are not original.





**RETROVISEURS**  
**MIRRORS**



Tracteurs Tractors	Fig. Fig.	Réf. Ref.	OEM OEM	Description Description	Remarque Observation
238, 248, 258, 268, 278, 374, 384, 385, 454, 484, 485, 584, 585, 685, 684, 784, 785, 884, 885, 2400	1	25/850-8	3118074R91	Complet / Complete	
	2	25/851-15	3118077R91	Rétroviser / Mirror	
248, 258, 268, 278, 385, 484, 485, 584, 585, 684, 685, 784, 785, 884, 885	3	25/851-16	1535643C1, 1-34-177-178, 3125426R91, 1344063C1	Rétroviser / Mirror	
	4	25/852-2	1-34-777-002, 299652A1	Glace / Glass	310 x 178 mm
433, 440, 533, 540, 633, 640, 644, 733, 740, 743, 744, 745S, 833, 840, 844, 844S, 845, 940, 946, 955, 956, 1046, 1055, 1056, 1246	5	25/851-17	3221522R1, 3221522R2	Rétroviser / Mirror	268 x 164 mm
433, 440, 485XL, 495XL, 533, 540, 585, 585XL, 595, 595XL, 633, 640, 685, 685XL, 695, 695XL, 733, 743XL, 745XL, 785XL, 795XL, 833, 844XL, 845XL, 856XL, 885, 885XL, 895, 895XL, 955XL, 956XL, 995, 995XL, 1055XL, 1255XL, 1455XL	6	25/851-18	3399576R91	Rétroviser / Mirror	
	7	25/851-19	3224705R2	Rétroviser / Mirror	266 x 162 mm
5120, 5130, 5140, 5150	3	25/851-16	1535643C1, 1-34-177-178, 3125426R91, 1344063C1	Rétroviser / Mirror	
	4	25/852-2	1-34-777-002, 299652A1	Glace / Glass	310 x 178 mm
5120, 5130, 5140, 5150, 5220, 5230, 5240, 5250	8	25/851-20	1344062C1	Rétroviser / Mirror	
7110, 7120, 7130, 7140, 7150, 7210, 7220, 7230, 7240, 7250	9	25/851-21	135371A1, 97165C1	Rétroviser / Mirror	265 x 200 mm
C42, C48, C55, C64, C70, CS48, CS52, CS58, CS63, CS68, CS75, CS78, CS86, CS94, CS100, CS110, CS120, CS130, CS150, CVX120, CVX130, CVX150, CVX170, CVX1135, CVX1145, CVX1155, CVX1170, CVX1190	3	25/851-16	1535643C1, 1-34-177-178, 3125426R91, 1344063C1	Rétroviser / Mirror	
	4	25/852-2	1-34-777-002, 299652A1	Glace / Glass	310 x 178 mm

Les références des pièces sont indicatives.  
Nos pièces ne sont pas d'origine

Part numbers are quoted for reference purposes only.  
Our parts and accessories are not original.



**RETROVISEURS  
MIRRORS**



Tracteurs Tractors	Fig. Fig.	Réf. Ref.	OEM OEM	Description Description	Remarque Observation
C42, C48, C55, C64, C70, CS78, CS86, CS94, CS100, CS110, CS120, CS130, CS150, CVX120, CVX130, CVX150, CVX170	10	25/851-22	1-34-677-017	Rétroviseur / Mirror	286x176 mm
	11	25/852-3	1-34-777-042	Glace / Glass	
CS78, CS86, CS94, CS100, CS110, CS120, CS130, CS150, CVX120, CVX130, CVX150, CVX170, CVX1135, CVX1145, CVX1155, CVX1170, CVX1190	12	25/853-14	1-34-677-082	Bras gauche / LH arm	
		25/853-15	1-34-677-083	Bras droit / RH arm	
CX50, CX60, CX70, CX80, CX90, CX100, MX80C, MX90C, MX100C, MX100, MX110, MX120, MX135, MX150, MX170, MX180, MX200, MX210, MX220, MX230, MX240, MX255, MX270, MX285	13	25/853-11	297025A1, 297025A2	Bras gauche / LH arm	680-965 mm
		25/853-10	297024A1, 297024A2	Bras droit / RH arm	
	14	25/851-13	297017A1, 82014587	Rétroviseur / Mirror	330x240 mm
	15	25/852-4	82015243, 324437A1	Glace / Glass	
CX50, CX60, CX70, CX80, CX90, CX100, MX150, MX170, STX275, STX325, STX375, STX425, STX440, STX450, STX500	16	25/853-13	87416691	Bras gauche / LH arm	
		25/853-12	87416692	Bras droit / RH arm	
	13	25/851-14	365414A1	Rétroviseur / Mirror	330x240 mm

Les références des pièces sont indicatives.  
Nos pièces ne sont pas d'origine

Part numbers are quoted for reference purposes only.  
Our parts and accessories are not original.



**"THE RELIABLE SERVICE"**



**RETROVISEURS  
MIRRORS**




Tracteurs Tractors	Fig. Fig.	Réf. Ref.	OEM OEM	Description Description	Remarque Observation
MXM120, MXM130, MXM140, MXM155, MXM175, MXM190	18	25/853-16	82014589	Bras gauche / LH arm	800-1100 mm
		25/853-17	82029422	Bras droit / RH arm	
MXM120, MXM130, MXM135, MXM140, MXM150, MXM155, MXM165, MXM175, MXM180, MXM190	19	25/853-18	82014839	Bras gauche / LH arm	540 mm
		25/853-19	82014838	Bras droit / RH arm	
MXM120, MXM130, MXM140, MXM155, MXM175, MXM190, MXU100, MXU110, MXU115, MXU125, MXU130, MXU135	20	25/851-13	297017A1, 82014587	Rétroviseur / Mirror	330x240 mm
	21	25/852-4	82015243, 324437A1	Glace / Glass	
MXM120, MXM130, MXM135, MXM140, MXM150, MXM155, MXM165, MXM175, MXM180, MXM190, MXU100, MXU110, MXU115, MXU125, MXU130, MXU135	22	25/851-23	82014840	Rétroviseur / Mirror	
	23	25/852-5	82015244	Glace / Glass	
	24	25/4176-73	82016257	Ecrou / Nut	
JX70U, JX80U, JX90U, JX100U	25	25/850-9	5194642	Complet G / LH complete	237x180 mm
		25/850-10	5194643	Complet D / RH complete	
JX70U, JX80U, JX90U, JX100U, JX1070U, JX1080U, JX1090U, JX1100U JX1085C, JX1095C JX1060V, JX1070N, JX1070V, JX1075N, JX1075V, JX1095N, JX1095V	26	25/850-11	5194625	Complet G / LH complete	360x212 mm
		25/850-12	5194627	Complet D / RH complete	
	27	25/851-24	5126233, 5194648	Rétroviseur / Mirror	236x180 mm

Les références des pièces sont indicatives.  
Nos pièces ne sont pas d'origine

Part numbers are quoted for reference purposes only.  
Our parts and accessories are not original.



**AMORTISSEURS DE CABINE  
CAB DAMPERS**



Tracteurs Tractors	Fig. Fig.	Avant Front	OEM OEM	Fig. Fig.	Arrière Rear	OEM OEM
238, 248, 258, 268, 278, 288, 385, 395, 454, 475, 484, 485, 495, 574, 584, 684, 784, 785, 795, 884	1	25/4114-22	3116146R91			
433, 440, 533, 540, 633, 640, 733, 740, 833, 840, 940	2	25/4114-17	1284740C2	6	25/4114-17	1533773C1, 1502231C91, 3116147R91
485XL, 585XL, 685XL, 785XL, 885XL	3	25/4114-15	3399959R1	7	25/4114-16	3399961R1
495XL, 595XL, 695XL, 795XL, 995	4	25/4114-24	1537382C1			
585, 685, 885	3	25/4114-15	3399959R1			
595, 695, 895	1	25/4114-22	3116146R91	6	25/4114-17	1533773C1, 1502231C91, 3116147R91
	4	25/4114-24	1537382C1			
743XL, 745XL, 844XL, 845XL, 856XL, 955XL, 956XL, 1055XL, 1056XL, 1255XL, 1455XL	3	25/4114-15	3399959R1	7	25/4114-16	3399961R1
895XL, 995XL						
3210, 3220, 3230, 4210, 4220, 4230, 4240 (⇒ JJE0926748)	4	25/4114-24	1537382C1	6	25/4114-17	1533773C1, 1502231C91, 3116147R91
3210, 3220, 3230, 4210, 4220, 4230, 4240 (JJE0926749 ⇒)	5	25/4114-25	257933A1	8	25/4114-26	257934A1
5120, 5130, 5140, 5150, 5220, 5230, 5240, 5250	6	25/4114-17	1533773C1, 1502231C91, 3116147R91	6	25/4114-17	1533773C1, 1502231C91, 3116147R91
JX70U, JX80U, JX90U, JX100U, JX1070U, JX1080U, JX1090U, JX1100U				9	25/4114-13	4997423

Les références des pièces sont indicatives.  
Nos pièces ne sont pas d'origine

Part numbers are quoted for reference purposes only.  
Our parts and accessories are not original.



**AIRCO**  
**AIRCO**

Tracteurs Tractors	Réf. Ref.	OEM OEM	Fig. Fig.
<b>Compresseurs / Compressors</b>			
585, 585XL, 595, 595XL, 685, 685XL, 695, 695XL, 785XL, 795XL, 885, 885XL, 895, 895XL, 995XL, 5120, 5130, 5140, 5150, 5220, 5230, 5240, 5250, 7110, 7120, 7130, 7140, 7150 <b>Moissonneuses-batteuses / Combines</b> 1620, 1640, 1640E, 1644, 1660, 1670, 1680, 1688	<b>82/9202-101</b>	97204C1, 1977959C1	
956XL, 1056XL, 1255XL, 1455XL	<b>82/9202-102</b>	3405689R2	
1086, 1486, 1586, 3388 <b>Moissonneuses-batteuses / Combines</b> 715, 1420, 1440, 1460, 1470, 1480	<b>82/9202-105</b>	118250C91	
3220, 3230, 4210, 4220, 4230, 4240, 5120, 5130, 5140, 5150, 5220, 5230, 5240, 5250, 7210, 7220, 7230, 7240, 7250, 8910, 8920, 8930, 8940, 8950, 9210, 9230, 9240, 9250, 9260, 9270, 9280, 9310, 9330, 9350, 9370, 9380, 9390, C70, C80, C90, CS68, CS75, CS78, CS86, CS94, CS100, CS110, CS120, CS130, CS150, CVX120, CVX130, CVX150, CVX0170, CVX1135, CVX1145, CVX1155, CVX1170, CVX1190, CX50, CX60, CX70, CX80, CX90, CX100, MX80C, MX90C, MX100C, MX100, MX110, MX120, MX135, MX150, MX170, MX180, MX180, MX200, MX220, MX240, MX270, STX275, STX325 <b>Moissonneuses-batteuses / Combines</b> 2144, 2166, 2188, 2344, 2365, 2366, 2377, 2388	<b>82/9202-103</b>	1999755C2, 1999755C3, 86993462	
<b>Moissonneuses-batteuses / Combines</b> CF60, CF70, CF80	<b>82/9202-174</b>	03129547	
<b>Moissonneuses-batteuses / Combines</b> 525, 527, CT5050, CT5060, CT5070, CT5080	<b>82/9202-104</b>	060506146, 84039022	
<b>Condenseur / Condenser</b>			
956XL, 1056XL, 1255XL, 1455XL	<b>82/9202-200</b>	3402595R1, 3402590R91	

Les références des pièces sont indicatives.  
Nos pièces ne sont pas d'origine

Part numbers are quoted for reference purposes only.  
Our parts and accessories are not original.





**AIRCO**  
**AIRCO**

Tracteurs Tractors	Réf. Ref.	OEM OEM	Fig. Fig.
<b>Déshydrateurs / Receiver driers</b>			
585, 585XL, 595, 595XL, 685, 685XL, 695, 695XL, 785XL, 795XL, 885, 885XL, 886, 895, 895XL, 986, 995XL <i>Moissonneuse-batteuse / Combines</i> 1420, 1440, 1460, 1470, 1480	<b>82/9202-400</b>	118304C1, 118304C2	
886, 986, 1486, 1586 <i>Moissonneuses-batteuses / Combines</i> 1440, 1460, 1470, 1480	<b>82/9202-404</b>	111218C2	
886, 986, 1086, 1486, 3220, 3230, 4210, 4220, 4230, 4240, 5120, 5130, 5140, 5150, 5220, 5230, 5240, 5250, 7110, 7120, 7130, 7140, 71507210, 7220, 7230, 7240, 7250, 8910, 8920, 8930, 8940, 8950, 9210, 9230, 9250, 9260, 9270, 9280, 9310, 9330, 9350, 9370, 9380, 9390, C70, C80, C90, CX50, CX60, CX70, CX80, CX90, CX100, MX80C, MX90C, MX100C, MX100, MX110, MX120, MX135, MX150, MX170, MX180, MX200, MX210, MX220, MX230, MX240, MX255, MX270, MX285 <i>Moissonneuses-batteuses / Combines</i> 1420, 1620, 1620E, 1640, 1644, 1660, 1660E, 1666, 1670, 1680, 1680E, 1688, 2144, 2166, 2188, 2344, 2365, 2366, 2377, 2388	<b>82/9202-402</b>	1990758C2, 143469C2	
956XL, 1056XL, 1255XL, 1455XL	<b>82/9202-401</b>	1283028C1	
CS100, CS110, CS120, CS130, CS150, CVX120, CVX130, CVX150, CVX170, CVX1135, CVX1145, CVX1155, CVX1170, CVX1190	<b>82/9202-406</b>	1-34-684-076	
MXM120, MXM130, MXM140, MXM155, MXM175, MXM190, MXU100, MXU110, MXU115, MXU125, MXU130, MXU135	<b>82/9202-459</b>	82023593	
<i>Moissonneuses-batteuses / Combines</i> 525, 527	<b>82/9202-403</b>	060506138	
<i>Ensileuse / Forage harvester</i> 6900, 7400, 7800, 8790	<b>82/9202-405</b>	05811007	



Les références des pièces sont indicatives.  
Nos pièces ne sont pas d'origine




Part numbers are quoted for reference purposes only.  
Our parts and accessories are not original.



**"THE RELIABLE SERVICE"**



**AIRCO**  
**AIRCO**



Tracteurs Tractors	Réf. Ref.	OEM OEM	Fig. Fig.
<b>Thermostats / Thermostats</b>			
495XL, 585, 585XL, 595, 595XL, 685, 685XL, 695, 695XL, 785XL, 795XL, 885, 885XL, 886, 895, 895XL, 956XL, 986, 995XL, 1056XL, 1086, 1255, 1255XL, 1455, 1455XL, 3088, 3220, 3230, 3288, 4210, 4220, 4230, 4240, 5120, 5130, 5140, 5150, 5220, 5230, 5240, 5250, 7110, 7120, 7130, 7140, 7150, 7210, 7220, 7230, 7240, 7250, 8910, 8920, 8930, 8940, 8950, 9170, 9180, 9210, 9230, 9240, 9250, 9260, 9270, 9280, 9310, 9330, 9350, 9370, 9380, 9390, CX50, CX60, CX70, CX80, CX90, CX100, MX80C, MX90C, MX100C, MX100, MX110, MX120, MX135, MX150, MX170 <b>Moissonneuses-batteuses / Combines</b> 1420, 1440, 1460, 1470, 1480, 1620, 1620E, 1640, 1640E, 1644, 1660, 1660E, 1666, 1670, 1680, 1680E, 1688	<b>82/9202-600</b>	92101C1, 109268C2	
<b>Valves d'expansion / Expansion valves</b>			
585, 585XL, 595, 595XL, 685, 685XL, 695, 695XL, 785XL, 795XL, 885, 885XL, 895, 895XL, 956XL, 995XL, 1056XL, 1255, 1255XL, 1455, 1455XL <b>Moissonneuses-batteuses / Combines</b> 1420, 1440, 1460, 1470, 1480	<b>82/9202-500</b>	1280333C2, 118305C3	
766, 886, 966, 986, 1066, 1086, 1466, 1566 <b>Moissonneuses-batteuses / Combines</b> 1440, 1460, 1470, 1480	<b>82/9202-502</b>	66398C1, 539064R1	
3220, 3230, 4210, 4220, 4230, 42405120, 5130, 5140, 5220, 5230, 5240, 5250, 7110, 7120, 7130, 7140, 7150, 7210, 7220, 7230, 7240, 7250, 8910, 8920, 8930, 8940, 8950, 9210, 9230, 9240, 9250, 9260, 9270, 9280, 9310, 9330, 9350, 9370, 9380, 9390, CX50, CX60, CX70, CX80, CX90, CX100, MX80C, MX90C, MX100C, MX100, MX110, MX120, MX135, MX150, MX170, MX180, MX200, MX220, MX240, MX270, STX275, STX325, STX375 <b>Moissonneuses-batteuses / Combines</b> 1620, 1620E, 1640, 1640E, 1644, 1660, 1660E, 1666, 1670, 1680, 1688, 2144, 2166, 2188, 2344, 2365, 2366, 2388	<b>82/9202-501</b>	1990756C1, 1990756C2, 98370C3	

Les références des pièces sont indicatives.  
Nos pièces ne sont pas d'origine











Part numbers are quoted for reference purposes only.  
Our parts and accessories are not original.



**CHAUFFAGE DE CABINE  
CAB HEATER**

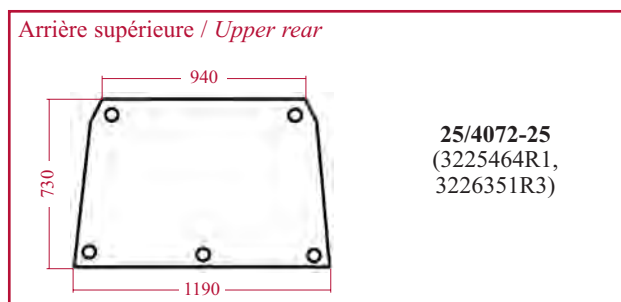
Tracteurs Tractors	Réf. Ref.	OEM OEM	Fig. Fig.
495XL, 585, 585XL, 595, 595XL, 685, 695XL, 743XL, 745XL, 795XL, 844XL, 845XL, 856XL, 885, 895XL, 956XL, 995, 995XL, 1056XL, 1255XL, 1455XL <i>Cabine "XL" cab</i> 5120, 5130, 5140, 5150, 7110, 7120, 7130, 7140, 7150	<b>25/1988-1</b>	1974779C1	
644, 743, 744, 745S, 844, 844S, 946, 955, 1046, 1055, 1246 <i>Cabine "Comfort 2000" cab</i>	<b>25/1988-9</b>	3223815R1	

**PROFILES D'ETANCHEITE POUR GLACES DE CABINE  
GLAZING RUBBER AND DRAFT EXCLUDERS**

	Profils (Caoutchouc noir) Sections (Black rubber)						Profils d'étanchéité (Noir) Sections (Black)			
<b>Réf. Ref.</b>										
	<b>70/4110-9 (A)</b>	<b>70/4110-10 (B)</b>	<b>70/4110-11 (C)</b>	<b>70/4111-4</b>	<b>70/4110-12</b>	<b>70/4110-13</b>	<b>70/4112-2</b>	<b>70/4112-3</b>	<b>70/4112-4</b>	<b>70/4112-5</b>
Épais. glace Glass thick.	6.0 mm	4.7 mm	4.7 mm	Lacet pour Filler strip for A, B, C	5.0 mm	4.0 mm	6.0 mm	2.0-5.0 mm	5.0 mm	5.5 mm
Paroi Panel	1.2-1.6 mm	1.2-1.6 mm	2.6-3.2 mm		2.0 mm	2.0 mm				

**VITRERIE DE CABINE  
CAB GLASS**

**Cabine "TIMMERMAN" cab**  
645, 743, 745S, 844S, 845, 955, 1055, 1255



Les références des pièces sont indicatives.  
Nos pièces ne sont pas d'origine

Part numbers are quoted for reference purposes only.  
Our parts and accessories are not original.

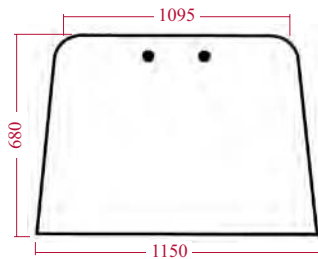


**VITRERIE DE CABINE**  
**CAB GLASS**

**Cabine "L" cab**

238, 248, 258, 268, 278, 288, 354, 374, 384, 385, 395, 444, 454, 474, 475,  
484, 485, 495, 574, 584, 585, 595, 674, 684, 685, 695, 784, 785, 795, 884,  
885, 895, 2300, 2350, 2400, 2500

**Pare-brise / Windscreen**



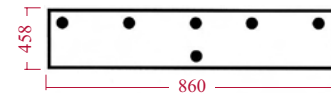
**25/4000-35**  
(3113554R1)  
2 trous mot. essuie-glace  
2 wiper motor holes

**Arrière supérieure / Upper rear**




**25/4072-30**  
(98604C2)

**Arrière inférieure / Lower rear**



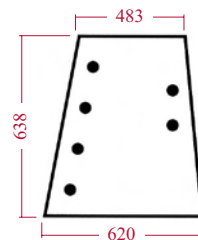
**25/4073-12**  
(3118657R1)  
6 trous / 6 holes



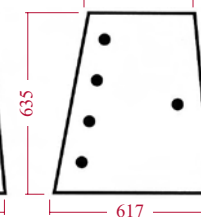
**25/4073-13**  
(1328504C1)  
7 trous / 7 holes



**Latérale G & D / LH & RH Side**

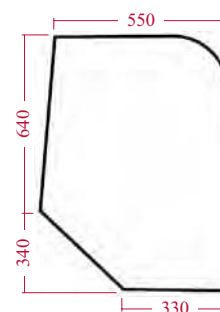


**25/4047-12**  
(3123655R1,  
3123043R1)  
6 trous / 6 holes



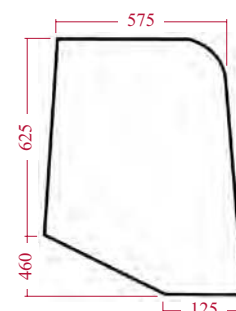
**25/4047-13**  
(1328504C1)  
5 trous / 5 holes

**Porte G & D / LH & RH door**



**25/4020-11**  
(1500610C1,  
1500610C2)  
Premier modèle  
First model

**Porte G & D / LH & RH door**



**25/4020-12**  
(3114017R1)  
Dernier modèle  
Last model

**Inférieure avant G & D / LH & RH lower front**



**25/4012-24**  
(3113558R1,  
3113558R2,  
3118695R1)

Les références des pièces sont indicatives.  
Nos pièces ne sont pas d'origine

Part numbers are quoted for reference purposes only.  
Our parts and accessories are not original.

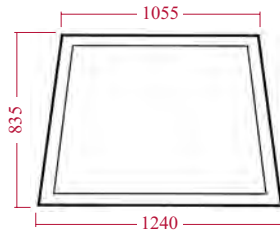


VITRERIE DE CABINE  
CAB GLASS

Cabine "Super de Luxe" cab

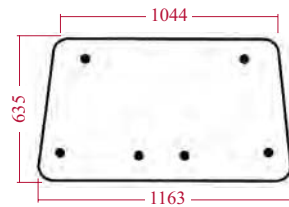
248, 258, 268, 278, 385, 484, 485,  
584, 585, 684, 685, 784, 785, 884,  
885

Pare-brise / Windscreen



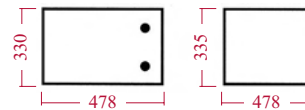
**25/4002-2**  
(3125386R1)  
Chassis + pare-brise  
Frame + windscreen

Arrière supérieure / Upper rear



**25/4072-22**  
(3125412R1,  
3125411R91)

Arrière inférieure / Lower rear

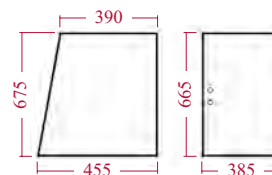


**25/4074-3**  
(3125395R1)  
2 trous / 2 holes  
Coulissante / Sliding

**25/4075-3**  
(3125396R1)  
Fixe / Fixed



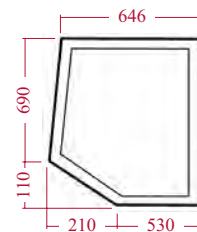
Latérale G & D / LH & RH Side



**25/4041-5**  
(3125392R1)  
Fixe / Fixed

**25/4040-3**  
(3125391R1)  
2 trous / 2 holes  
Coulissante / Sliding

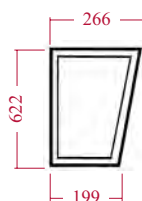
Porte haut G & D / LH & RH upper door



**25/4035-1**  
(3125457R1)  
Gauche avec chassis  
LH framed

**25/4034-1**  
(3125458R1)  
Droite avec chassis  
RH framed

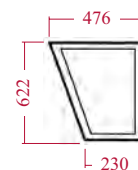
Inférieure avant G & D / LH & RH lower front



**25/4015-2**  
(3125387R1)  
Gauche avec chassis  
LH framed

**25/4016-2**  
(3125388R1)  
Droite avec chassis  
RH framed

Porte bas G & D / LH & RH lower door



**25/4037-1**  
(3125459R1)  
Gauche avec chassis  
LH framed

**25/4036-1**  
(3125460R1)  
Droite avec chassis  
RH framed

Les références des pièces sont indicatives.  
Nos pièces ne sont pas d'origine

Part numbers are quoted for reference purposes only.  
Our parts and accessories are not original.



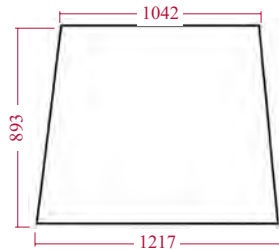


**VITRERIE DE CABINE**  
**CAB GLASS**

**Cabine "XL" cab**

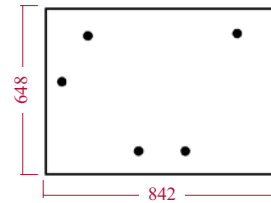
485XL, 495XL, 585, 585XL, 595, 595XL, 685, 685XL, 695, 695XL, 743XL, 745XL, 785XL, 795XL, 844XL, 845XL, 856XL, 885, 885XL, 895, 895XL, 955XL, 995, 995XL, 1055XL, 1056XL, 1255, 1255XL, 1455, 1455XL, 3210, 3220, 3230, 4210, 4220, 4230, 4240

**Pare-brise / Windscreen**



**25/4000-36**  
(3233045R1,  
3233045R2)

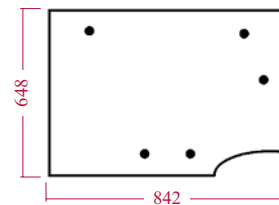
**Arrière supérieure / Upper rear**



**25/4072-24**  
(3233046R3,  
182027A2)

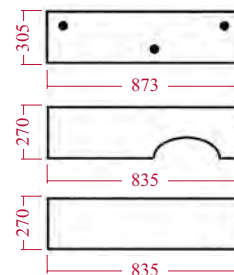


**Arrière supérieure / Upper rear**



**25/4072-33**  
(126317A1)

**Arrière inférieure / Lower rear**



**25/4073-14**  
(3233032R1,  
3234164R91,  
182028A1)  
**3 trous / 3 holes**

**25/4073-15**  
(1500941C1)  
**Découpe / Cut out**

**25/4073-93**  
(98041C1)

**Inférieure avant G & D / LH & RH lower front**



**25/4012-61**  
(3233036R1,  
3233036R2)  
**Gauche / LH**

**25/4012-62**  
(3233037R1,  
3233037R2)  
**Droite / RH**

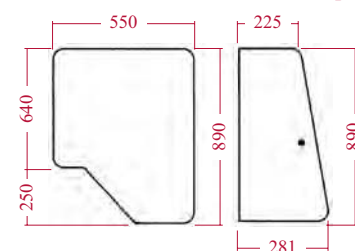
**Coin arrière G & D / LH & RH rear corner**



**25/4085-1**  
(3233040R1,  
3233040R2)  
**Gauche / LH**

**25/4086-1**  
(3233041R1,  
3233041R2)  
**Droite / RH**

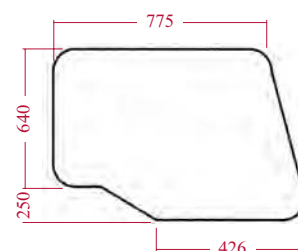
**Porte avec ouverture / Door with opening**



**25/4027-2**  
(3233051R1,  
3233051R2)  
**Fixe / Fixed**

**25/4026-2**  
(3233053R1,  
3233053R2)  
**Ouvrante / Sliding**

**Porte sans ouverture / Door without opening**



**25/4020-21**  
(1975195C1)  
**Gauche et droite**  
**LH & RH**

Les références des pièces sont indicatives.  
Nos pièces ne sont pas d'origine

Part numbers are quoted for reference purposes only.  
Our parts and accessories are not original.

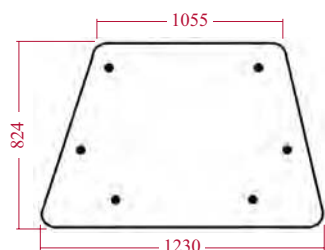


**VITRERIE DE CABINE**  
**CAB GLASS**

**Cabine "XLN" cab**

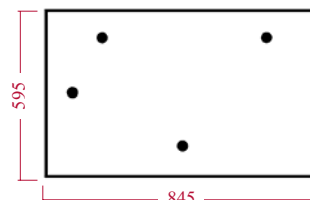
595XL, 695XL, 743XL,  
745XL, 795XL, 844XL,  
845XL, 856XL

*Pare-brise / Windscreen*



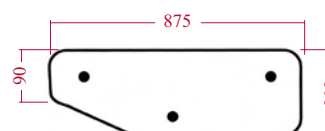
**25/4000-45**  
(1535093C1,  
1535093C2)

*Arrière supérieure / Upper rear*



**25/4072-32**  
(1535079C1,  
1535079C2)

*Arrière inférieure / Lower rear*



**25/4073-21**  
(1535071C1,  
1535071C2)



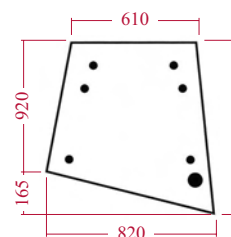
*Coin arrière G & D / LH & RH rear corner*



**25/4085-1**  
(3233040R1,  
3233040R2)  
**Gauche / LH**

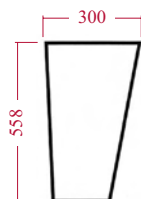
**25/4086-1**  
(3233041R1,  
3233041R2)  
**Droite / RH**

*Porte haut G & D / LH & RH upper door*



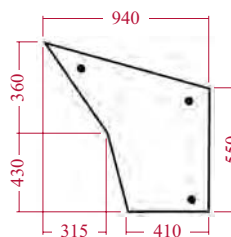
**25/4022-22**  
(1535113C1,  
1535113C2)

*Inférieure avant G & D / LH & RH lower front*



**25/4012-29**  
(1535088C1,  
1535088C2)

*Porte bas G & D / LH & RH lower door*



**25/4021-22**  
(1535114C1,  
1535114C2)

Les références des pièces sont indicatives.  
Nos pièces ne sont pas d'origine

Part numbers are quoted for reference purposes only.  
Our parts and accessories are not original.

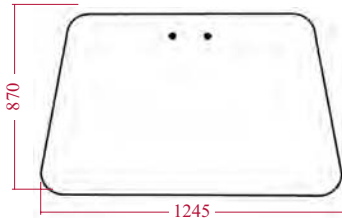


**VITRERIE DE CABINE**  
**CAB GLASS**

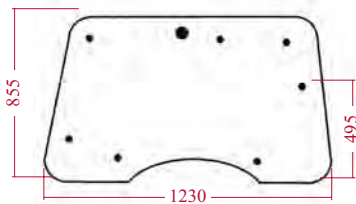
**Cabine "LP" cab**

3210, 3220, 3230,  
4210, 4220, 4230, 4240

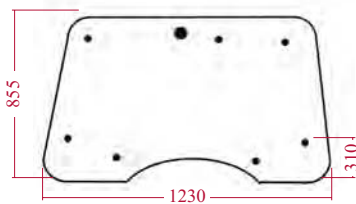
*Pare-brise / Windscreen*



**25/4000-48**  
(144768A1)  
*Fixe / Fixed*

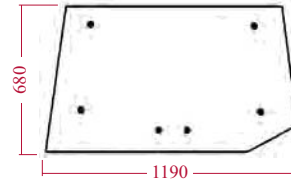


**25/4004-3**  
(234969A1)  
*Fixe / Fixed*




**25/4004-1**  
(144986A1)  
*Ouvrant / Opening*

*Arrière supérieure / Upper rear*



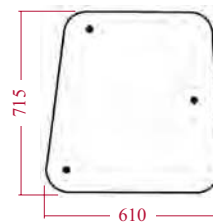
**25/4072-36**  
(144794A1)

*Arrière inférieure / Lower rear*



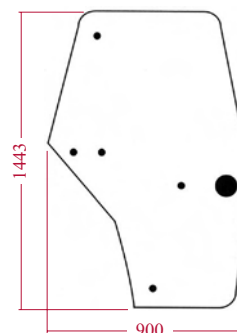
**25/4073-22**  
(144731A1)

*Latérale G & D / LH & RH Side*



**25/4047-28**  
(144759A1)

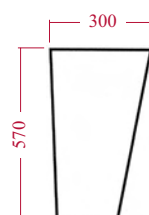
*Porte G & D / LH & RH door*



**25/4038-13**  
(144950A1)  
*Gauche / LH*

**25/4039-13**  
(144969A1)  
*Droite / RH*

*Inférieure avant G & D / LH & RH lower front*



**25/4012-32**  
(144730A1)



Les références des pièces sont indicatives.  
Nos pièces ne sont pas d'origine

Part numbers are quoted for reference purposes only.  
Our parts and accessories are not original.

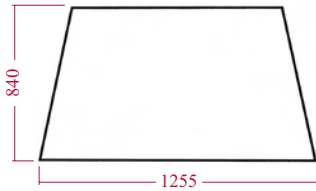


**VITRERIE DE CABINE**  
**CAB GLASS**

**Série "Maxxum" series**

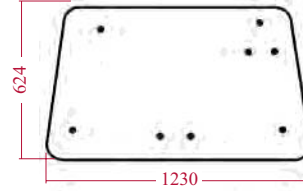
5120, 5130, 5140, 5150,  
5220, 5230, 5240, 5250

**Pare-brise / Windscreen**

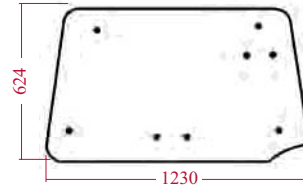


**25/4000-54**  
(1330875C1,  
248715A1)

**Arrière supérieure / Upper rear**




**25/4072-40**  
(1330904C1,  
1330904C2)  
⇒ JJF1029999



**25/4072-41**  
(127442A1)  
JJF1030000 ⇒

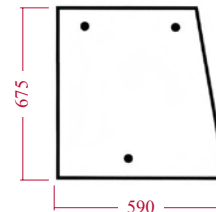


**Arrière inférieure / Lower rear**



**25/4073-36**  
(1981934C1)

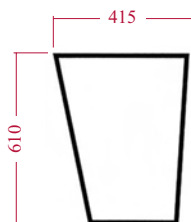
**Latérale G & D / LH & RH Side**



**25/4047-35**  
(1330902C1)  
Gauche / LH

**25/4047-34**  
(1330903C1)  
Droite / RH

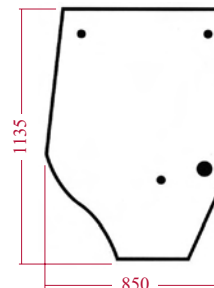
**Inférieure avant G & D / LH & RH lower front**



**25/4011-9**  
(1330876C1)  
Gauche / LH

**25/4011-8**  
(1330877C1)  
Droite / RH

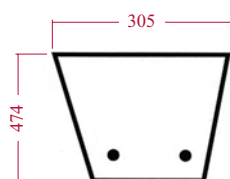
**Porte haut G & D / LH & RH upper door**



**25/4039-8**  
(1546818C2)  
Gauche / LH

**25/4038-8**  
(1546817C2)  
Droite / RH

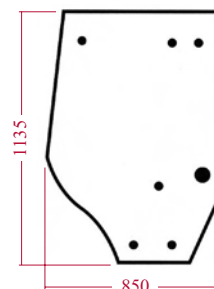
**Porte bas G & D / LH & RH lower door**



**25/4029-4**  
(1999625C2)  
Gauche / LH

**25/4025-4**  
(1999626C2)  
Droite / RH

**Porte haut G & D / LH & RH upper door**



**25/4039-7**  
(1330931C1,  
1330931C2)  
Gauche / LH

**25/4038-7**  
(1330930C1,  
1330930C2)  
Droite / RH

Les références des pièces sont indicatives.  
Nos pièces ne sont pas d'origine

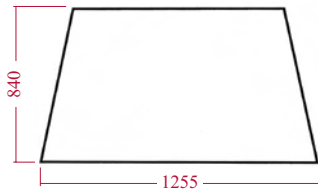
Part numbers are quoted for reference purposes only.  
Our parts and accessories are not original.



**VITRERIE DE CABINE**  
**CAB GLASS**

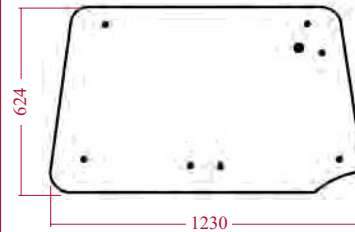
Série "Maxxum PRO" series  
5120, 5130, 5140, 5150

Pare-brise / Windscreen




**25/4000-54**  
(1330875C1,  
248715A1)

Arrière supérieure / Upper rear



**25/4072-63**  
(248720A1)

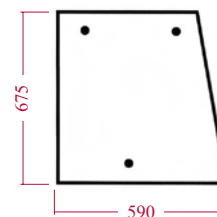
Arrière inférieure / Lower rear



**25/4073-36**  
(1981934C1)



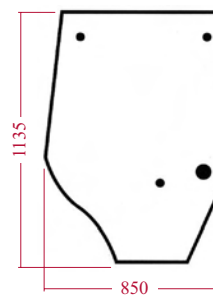
Latérale G & D / LH & RH Side



**25/4043-14**  
(248718A1)  
Gauche / LH

**25/4045-14**  
(248719A1)  
Droite / RH

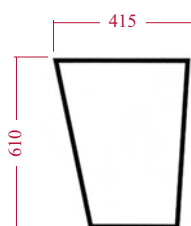
Porte haut G & D / LH & RH upper door



**25/4030-14**  
(248724A1)  
Gauche / LH

**25/4031-14**  
(248723A1)  
Droite / RH

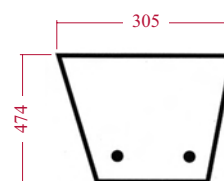
Inférieure avant G & D / LH & RH lower front



**25/4015-8**  
(248716A1)  
Gauche / LH

**25/4016-8**  
(248717A1)  
Droite / RH

Porte bas G & D / LH & RH lower door



**25/4032-14**  
(248725A1)  
Gauche / LH

**25/4033-14**  
(248726A1)  
Droite / RH

Les références des pièces sont indicatives.  
Nos pièces ne sont pas d'origine

Part numbers are quoted for reference purposes only.  
Our parts and accessories are not original.



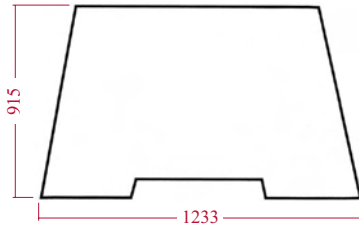


**VITRERIE DE CABINE**  
**CAB GLASS**

**Série "CS", "CVX" series**

CS78, CS86, CS94, CS100, CS110, CS120, CS130, CS150,  
CVX120, CVX130, CVX150, CVX170,  
CVX1135, CVX1145, CVX1155, CVX1170, CVX1190

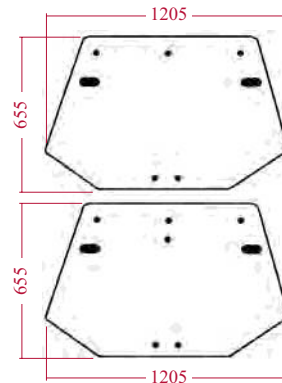
**Pare-brise / Windscreen**



**25/4001-21**  
(1-34-671-067)  
*Fixe / Fixed*

**25/4004-19T**  
(1-34-671-090)  
*Ouvrant / Opening*  
7 trous / 7 holes  
1240 x 890

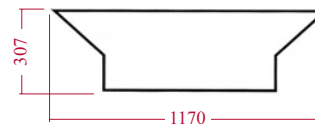
**Arrière supérieure / Upper rear**



**25/4072-90T**  
(1-34-671-071,  
1-34-671-091)  
*7 trous / 7 holes*

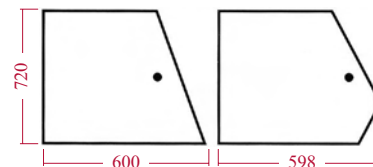
**25/4072-91T**  
(1-34-671-062,  
1-34-671-092)  
*8 trous / 8 holes*

**Arrière inférieure (1 pièce) / Lower rear (one piece)**



**25/4071-36T**  
(1-34-671-086)

**Arrière inférieure (2 pièces) / Lower rear (two pieces)**

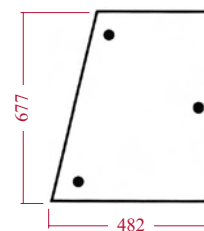


**25/4073-95T**  
(340601A1)  
*Droite / RH*

**25/4073-94T**  
(340602A1)  
*Gauche / LH*



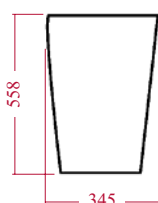
**Latérale G & D / LH & RH Side**



**25/4043-19T**  
(1-34-671-074,  
1-34-671-084)  
*Gauche / LH*

**25/4045-19T**  
(1-34-671-075,  
1-34-671-085)  
*Droite / RH*

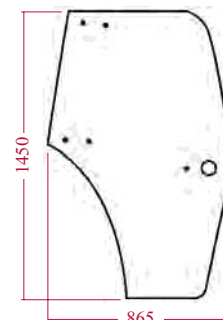
**Inférieure avant G & D / LH & RH lower front**



**25/4015-21T**  
(1-34-671-070,  
1-34-671-080)  
*Gauche / LH*

**25/4016-21T**  
(1-34-671-069,  
1-34-671-099)  
*Droite / RH*

**Porte G & D / LH & RH door**



**25/4039-43T**  
(1-34-621-080,  
1-34-621-090)  
*Gauche / LH*

**25/4038-43T**  
(1-34-621-081,  
1-34-621-091)  
*Droite / RH*

Les références des pièces sont indicatives.  
Nos pièces ne sont pas d'origine

Part numbers are quoted for reference purposes only.  
Our parts and accessories are not original.

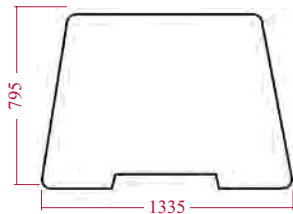


**VITRERIE DE CABINE**  
**CAB GLASS**

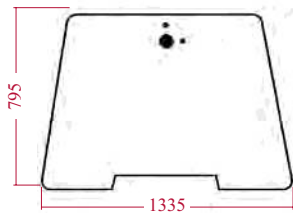
**Série "CX" series**

CX50, CX60, CX70, CX80, CX90, CX100

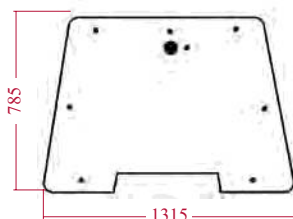
*Pare-brise / Windscreen*



**25/4001-20**  
(190034A4,  
190035A5)

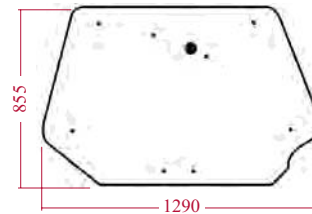


**25/4001-19**  
(238682A3)



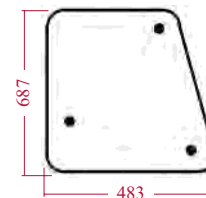
**25/4001-14**  
(255024A1)

*Arrière supérieure / Upper rear*



**25/4071-30**  
(284947A1,  
284947A2)

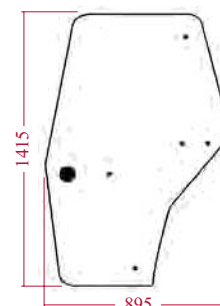
*Latérale G & D / LH & RH Side*



**25/4043-18T**  
(192001A2)  
*Gauche / LH*

**25/4045-18T**  
(192002A2)  
*Droite / RH*

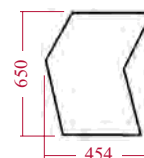
*Porte G & D / LH & RH door*



**25/4039-30**  
(192003A5)  
*Gauche / LH*

**25/4039-31**  
(192004A4,  
192004A5)  
*Droite / RH*

*Inférieure avant G & D / LH & RH lower front*



**25/4015-20T**  
(190030A4)  
*Gauche / LH*

**25/4016-20T**  
(190029A4)  
*Droite / RH*



Les références des pièces sont indicatives.  
Nos pièces ne sont pas d'origine

Part numbers are quoted for reference purposes only.  
Our parts and accessories are not original.

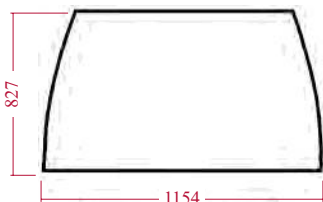


**VITRERIE DE CABINE**  
**CAB GLASS**

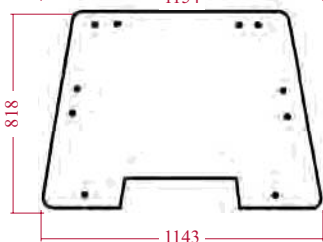
**Série "JX U" series**

JX70U, JX80U, JX90U, JX100U,  
JX1070U, JX1080U, JX1090U, JX1100U

*Pare-brise / Windscreen*

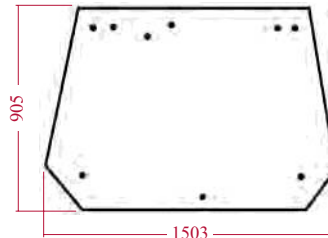


**25/4000-80**  
(82002183)  
*Fixe / Fixed*



**25/4004-5**  
(82003391)  
*Ouvrant / Opening*

*Arrière supérieure / Upper rear*



**25/4072-104T**  
(82016997)  
*Convex / Curved*

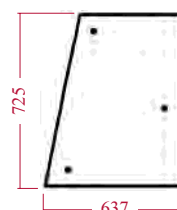
*Arrière inférieure / Lower rear*



**25/4073-38**  
(82000485)



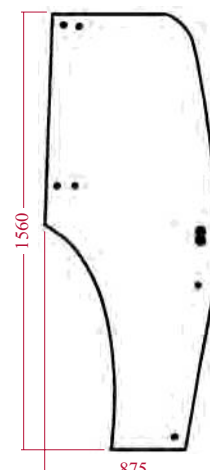
*Latérale G & D / LH & RH Side*



**25/4046-59**  
(5182189)  
*Gauche / LH*

**25/4047-59**  
(5182188)  
*Droite / RH*

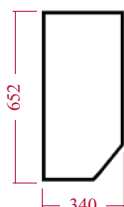
*Porte G & D / LH & RH door*



**25/4039-40**  
(82036001,  
82019226)  
*Gauche / LH*

**25/4038-40**  
(82036000,  
82019225)  
*Droite / RH*

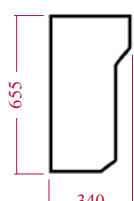
*Inférieure avant G & D / LH & RH lower front*



**25/4011-11**  
(82002185)  
*Gauche / LH*

**25/4011-10**  
(82002184)  
*Droite / RH*

*Inférieure avant G & D / LH & RH lower front*



**25/4015-26T**  
(47125738)  
*Gauche / LH*

**25/4016-26T**  
(47125737)  
*Droite / RH*

Les références des pièces sont indicatives.  
Nos pièces ne sont pas d'origine

Part numbers are quoted for reference purposes only.  
Our parts and accessories are not original.

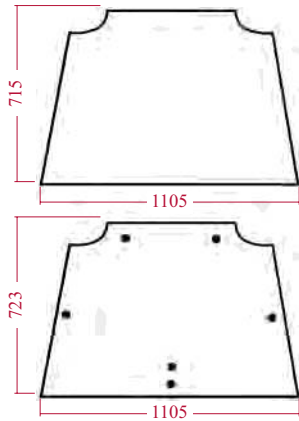


**VITRERIE DE CABINE**  
**CAB GLASS**

**Série "JX C" series**

JX1060C, JX1070C, JX1075C, JX1085C, JX1095C

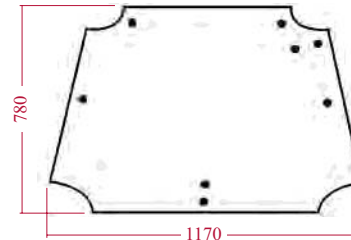
Pare-brise / Windscreen



**25/4001-17**  
(44911513)  
*Fixe / Fixed*

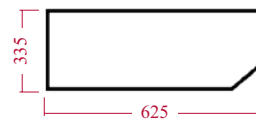
**25/4004-17T**  
(44911501)  
*Ouvrant / Opening*

Arrière supérieure / Upper rear



**25/4072-88T**  
(44911502)

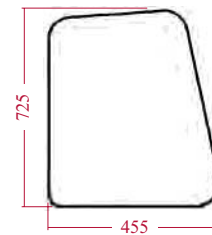
Arrière inférieure / Lower rear



**25/4073-88T**  
(44911518)



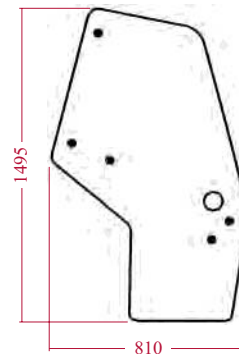
Latérale G & D / LH & RH Side



**25/4043-42T**  
(47130823)  
*Gauche / LH*

**25/4045-42T**  
(47130822)  
*Droite / RH*

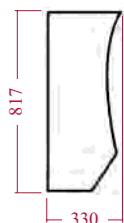
Porte G & D / LH & RH door



**25/4039-42T**  
(44910453,  
5196841)  
*Gauche / LH*

**25/4038-42T**  
(44910452,  
5196840)  
*Droite / RH*

Inférieure avant G & D / LH & RH lower front



**25/4015-17T**  
(44911515)  
*Gauche / LH*

**25/4016-17T**  
(44911514)  
*Droite / RH*

Les références des pièces sont indicatives.  
Nos pièces ne sont pas d'origine

Part numbers are quoted for reference purposes only.  
Our parts and accessories are not original.




**VITRERIE DE CABINE**  
**CAB GLASS**

**Série "JX N-V" series**

JX1060V, JX1070N, JX1070V, JX1075N, JX1075V,  
JX1095N, JX1095V



*Arrière inférieure / Lower rear*



**25/4073-89T**  
(44910437)

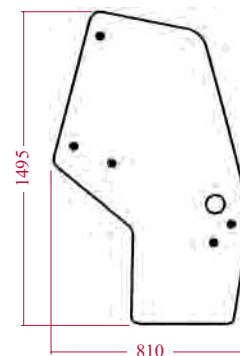
*Latérale G & D / LH & RH Side*



**25/4043-17T**  
(44911555)  
**Gauche / LH**

**25/4045-17T**  
(44910542)  
**Droite / RH**

*Porte G & D / LH & RH door*



**25/4039-42T**  
(44910453,  
5196841)  
**Gauche / LH**

**25/4038-42T**  
(44910452,  
5196840)  
**Droite / RH**

Les références des pièces sont indicatives.  
Nos pièces ne sont pas d'origine

Part numbers are quoted for reference purposes only.  
Our parts and accessories are not original.



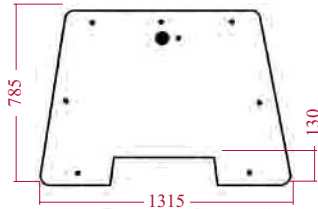


**VITRERIE DE CABINE**  
**CAB GLASS**

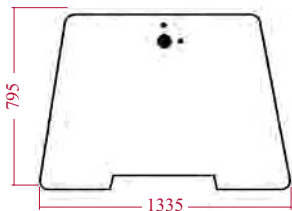
**Série "MX" series**

MX80C, MX90C, MX100C, MX100, MX110, MX120,  
MX135, MX150, MX170

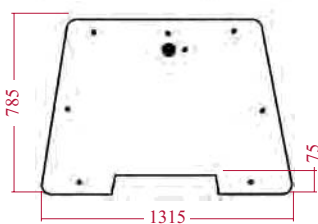
*Pare-brise / Windscreen*



**25/4004-18T**  
(238520A2,  
238520A3)

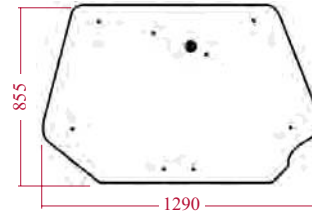


**25/4001-19**  
(238682A3)



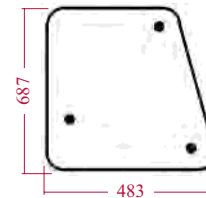
**25/4001-14**  
(255024A1)

*Arrière supérieure / Upper rear*



**25/4071-30**  
(284947A1,  
284947A2)

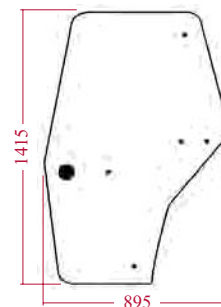
*Latérale G & D / LH & RH Side*



**25/4043-18T**  
(192001A2)  
*Gauche / LH*

**25/4045-18T**  
(192002A2)  
*Droite / RH*

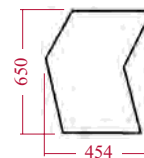
*Porte G & D / LH & RH door*



**25/4039-30**  
(192003A5)  
*Gauche / LH*

**25/4039-31**  
(192004A4,  
192004A5)  
*Droite / RH*

*Inférieure avant G & D / LH & RH lower front*



**25/4015-20T**  
(190030A4)  
*Gauche / LH*

**25/4016-20T**  
(190029A4)  
*Droite / RH*



Les références des pièces sont indicatives.  
Nos pièces ne sont pas d'origine

Part numbers are quoted for reference purposes only.  
Our parts and accessories are not original.

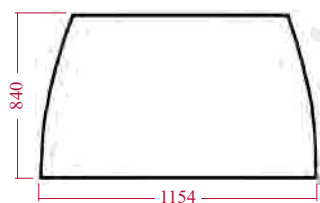


**VITRERIE DE CABINE**  
**CAB GLASS**

**Série "MXM" series**

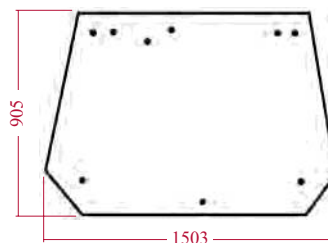
MXM120, MXM130, MXM140, MXM155, MXM175,  
MXM190

Pare-brise / Windscreen



**25/4000-86**  
(82000296)

Arrière supérieure / Upper rear



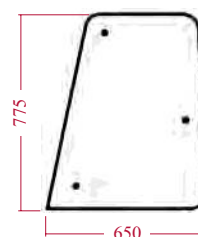
**25/4072-31A**  
(82014988)

Arrière inférieure / Lower rear



**25/4073-38**  
(82000485)

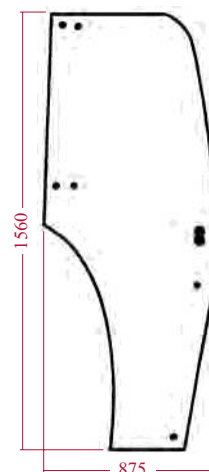
Latérale G & D / LH & RH Side



**25/4047-65**  
(82029321)  
Gauche / LH

**25/4047-66**  
(82029320)  
Droite / RH

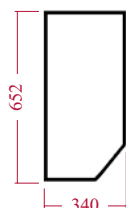
Porte G & D / LH & RH door



**25/4039-40**  
(82036001,  
82019226)  
Gauche / LH

**25/4038-40**  
(82036000,  
82019225)  
Droite / RH

Inférieure avant G & D / LH & RH lower front



**25/4011-13**  
(82001923)  
Gauche / LH

**25/4011-14**  
(82001924)  
Droite / RH

Les références des pièces sont indicatives.  
Nos pièces ne sont pas d'origine

Part numbers are quoted for reference purposes only.  
Our parts and accessories are not original.

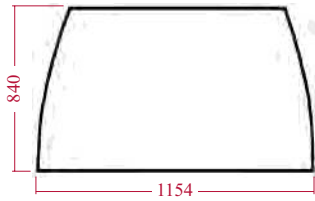


**VITRERIE DE CABINE**  
**CAB GLASS**

**Série "MXM" series**

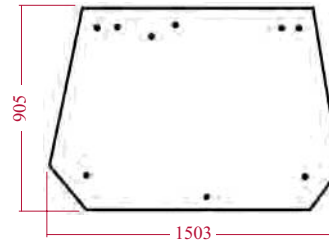
MXM135, MXM150, MXM165, MXM180

Pare-brise / Windscreen




**25/4000-86**  
(82000296)

Arrière supérieure / Upper rear



**25/4072-104T**  
(82016997)  
*Convex / Curved*

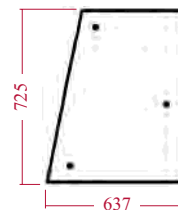
Arrière inférieure / Lower rear



**25/4073-38**  
(82000485)



Latérale G & D / LH & RH Side



**25/4046-59**  
(5182189)  
*Gauche / LH*

**25/4047-59**  
(5182188)  
*Droite / RH*

Porte G & D / LH & RH door



**25/4039-40**  
(82036001,  
82019226)  
*Gauche / LH*

**25/4038-40**  
(82036000,  
82019225)  
*Droite / RH*

Les références des pièces sont indicatives.  
Nos pièces ne sont pas d'origine

Part numbers are quoted for reference purposes only.  
Our parts and accessories are not original.

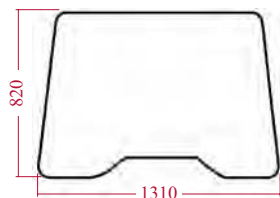


**VITRERIE DE CABINE**  
**CAB GLASS**

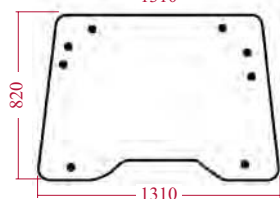
**Série "MXU" series**

MXU100, MXU110, MXU115, MXU125, MXU135,  
MXU100, MXU110, MXU115, MXU130 X-LINE

Pare-brise / Windscreen

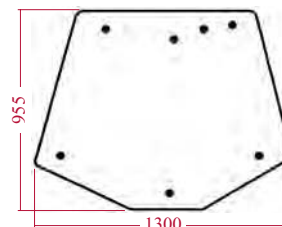


**25/4001-30**  
(82030483)  
Fixe / Fixed



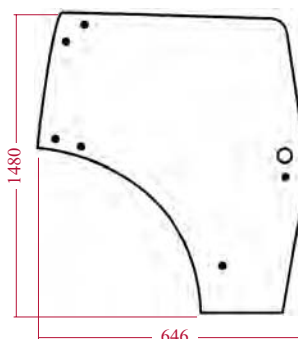
**25/4004-20T**  
(82032042)  
Ouvrant / Opening

Arrière supérieure / Upper rear



**25/4071-40T**  
(82030887)

Porte G & D / LH & RH door



**25/4039-25T**  
(82027357)  
Gauche / LH

**25/4038-25T**  
(82027356)  
Droite / RH



Inférieure avant G & D / LH & RH lower front  
Avec pare-brise fixe / With fixed windscreen



**25/4015-24T**  
(82030486)  
Gauche / LH

**25/4016-24T**  
(82030485)  
Droite / RH

Inférieure avant G & D / LH & RH lower front  
Avec pare-brise ouvrant / With opening windscreen



**25/4015-25T**  
(82030488)  
Gauche / LH

**25/4016-25T**  
(82030487)  
Droite / RH

Les références des pièces sont indicatives.  
Nos pièces ne sont pas d'origine

Part numbers are quoted for reference purposes only.  
Our parts and accessories are not original.



REFERENCES INTERCHANGEABLES  
CROSS REFERENCES

OEM OEM	Réf. Ref.	Page Page	OEM OEM	Réf. Ref.	Page Page	OEM OEM	Réf. Ref.	Page Page
71421	63/1955-207	154,155,157	4602143	25/15-29	16	5116247	25/6682-3	262
88678	25/6436-12	234	4602345	25/64-3	101	5117314	25/495-284	247,248,250
101548	25/361-5	226,227	4602348	25/64-4	101	5118095	25/7701-2	186
101565	25/486-59	222-224	4606570	25/65-24	101	5118100	25/7702-2	186
101575	25/486-60	222-224	4661543	25/149-7	92	5118101	25/7700-1	186
102652	25/457-5	195	4705827	25/90-66	67	5119203	25/305-49	181
104988	25/6461-1	198,206,225	4757883	25/100-105	73	5119327	25/423-4	183
113717	25/346-11	226,227	4766404	25/28-67	16	5119660	25/6451-89	233
115054	25/361-17	227	4770623	25/36-271	37,38	5119699	25/6451-88	233
116722	25/6407-38	228,229	4770654	25/36-270	37,38	5120073	25/181-24	153
117997	25/2830-150	191	4785110	25/1-84	16	5121116	25/6450-71	233
00180434	25/74-144	55,56	4796327	25/144-170	82	5121344	25/108-65	96
194164	25/6425-57	231-233	4796328	25/144-176	82	5121471	25/6452-61	233
427645	25/457-5	195	4802126	25/41-76	50	5121786	25/962-51	143
427645	25/457-5	195	4808498	62/920-68	283	5121907	25/6452-70	233
427646	25/457-5	195	4824417	25/42-76	50	5122540	25/6450-62	232,233
591501	25/58-23	138	4897223	62/930-191	277	5122548	25/6425-12	232,233
596152	25/154-169	85-87	4951077	25/461-59	193	5124115	25/1912-85	157
922269	25/6438-19	236	4959916	25/303-47	181	5124117	25/1912-84	157
1012356	25/463-58	194	4987671	25/577-14	253	5125586	25/961-2	149
1012360	25/463-58	194	4994075	25/6447-12	238	5126233	25/851-24	300
1901385	25/6-67	16	4994076	25/6447-11	238	5127037	25/6681-4	263
1902138	60/111-25	120,122,124,128	4997262	25/6002-183	86,88	5127282	25/950-88	146
1909102	60/97-38	120,122,124,128	4997266	25/1912-85	157	5129473	25/417-10	183
1909130	60/240-68	131,133,134	4997267	25/1912-84	157	5129481	69/566-92	256
1930010	60/111-25	120,122,124,128	4997312	25/6447-10	238	5129483	69/565-65	256,257
1930536	60/161-162	122,128	4997313	25/6447-9	238	5129862	25/950-59	145
1930537	60/162-162	122,128	4997423	25/4114-13	301	5131391	25/6679-11	262
1930587	60/161-143	120,122,124,128	4997489	25/577-15	253	5132021	25/953-21	146
1930588	60/162-143	120,122,124,128	4998770	25/186-34	139	5132342	25/462-9	193
1930590	60/162-92	121-123,128	4998975	25/495-288	240,242,252	5132343	25/463-33	193
1930605	60/161-169	122,128	4999682	25/151-34	100	5133736	25/6408-89	230
1930882	60/240-72	133,134	4999858	25/1918-39	154	5133737	25/6410-53	230
1930959	25/76-104	60	4999859	25/1918-38	154	5135076	25/490-34	245,247,248,250
1930960	25/72-104	60	5086043	25/60-40	74	5135387	25/6408-86	228,229
1931000	25/34-271	37,38	5086286	69/565-65	256,257	5135752	25/6447-9	238
1931002	25/33-271	37,38	5088081	25/144-169	82	5136004	25/6408-87	230
1931019	25/34-271	37,38	5089549	25/872-74	292	5136770	25/172-105	137
1931021	25/33-271	37,38	5089567	25/870-109	292	5136951	25/6410-52	230
1931128	60/111-25	120,122,124,128	5090562	25/153-184	86,88	5137109	25/6408-88	230
1931149	60/111-56	117,119,120,123,126-128	5092905	70/1987-58	295	5137114	25/6453-136	233
			5093389	70/1987-59	295	5137115	25/6453-137	233
1931152	60/111-44	117,119,120,123,128	5093647	25/172-114	137	5137138	25/6450-73	233
			5094391	69/565-65	256,257	5137239	25/6450-72	233
1931154	60/97-74	119,120,123,124,126-128	5094418	25/144-171	82	5137456	25/6453-133	233
			5100730	25/578-14	253	5138349	25/181-24	153
1931160	60/161-143	120,122,124,128	5100789	25/6453-126	232,233	5139618	25/105-35	93
1931161	60/161-92	121-123,127,128	5100790	25/6453-127	232,233	5140009	25/144-417	82
1931162	60/240-115	133,134	5104825	25/153-169	85-87	5140010	25/144-172	82
1931164	60/162-162	122,128	5105534	25/416-30	185	5142046	25/580-14	253
1931165	60/97-38	120,122,124,128	5105536	25/416-31	185	5142052	25/580-14	253
1931166	60/161-103	122,128	5107603	25/186-34	139	5143326	25/560-12	258
1931167	60/162-92	121-123,128	5107905	25/305-18	181	5143971	25/580-14	253
1931168	60/161-169	122,128	5108225	25/4114-10	99	5144385	70/1987-18	295
1931169	60/162-102	122,128	5109221	25/187-33	141	5146036	25/7700-5	186
1931171	60/162-143	120,122,124,128	5109356	25/58-23	138	5146155	25/950-59	145
1931172	60/97-15	123,127,128	5109526	25/497-282	240,242,250	5146278	25/965-16	144
1931173	60/240-119	133,134	5109530	25/495-288	240,242,252	5149242	25/303-50	181
1931177	60/240-114	133,134	5109553	25/497-284	245,247,248,250	5149243	25/303-49	181
1931182	60/641-19	132-134	5109726	25/303-48	181	5149813	60/240-116	132,134
1931200	25/34-271	37,38	5109977	25/6679-7	263	5149955	25/108-65	96
1931202	25/33-271	37,38	5109989	25/6682-5	263	5150124	25/6447-3	238
1931204	25/34-271	37,38	5110074	25/6453-129	233	5150647	25/221-360	166,175
1931206	25/33-271	37,38	5110075	25/6453-130	233	5152380	25/167-41	102
1940004	25/75-133	59	5111414	25/6452-62	233	5154152	25/144-419	82
1940006	25/75-131	59	5111451	25/6679-6	263	5154521	25/422-18	185
1940144	25/131-235	78	5111458	25/6678-8	263	5154703	25/212-359	166,172
1940172	25/34-270	37,38	5111518	25/305-19	181	5155304	25/221-361	166,175
1940174	25/33-270	37,38	5111572	25/577-16	253	5157240	25/165-167	103
2415361	25/11-88	15	5112290	25/305-20	181	5158115	25/416-34	185
2992241	60/111-104	124,128	5112655	25/177-62	138	5158120	25/7701-1	186
03129547	82/9202-174	302	5112713	25/951-59	145	5158123	25/7702-1	186
3142099	25/221-117	165,174	5112714	25/958-57	148	5159830	25/422-13	183
3315116	60/156-3	125	5113130	25/580-13	253	5160694	25/186-34	139
3523077	25/440-66	236	5115656	25/486-85	196	5161845	25/60-40	74
3656647	60/111-63	121-123,128	5116243	25/6678-7	262	5162897	25/200-360	166,172
4031577	25/11-131	59	5116244	25/6679-5	262	5162900	25/200-360	166,172
4232606	25/85-18	68	5116245	25/6682-4	262	5163618	25/962-46	143
4600753	25/13-131	59	5116246	25/6679-4	262	5164163	25/164-41	102

Les références des pièces sont indicatives.  
Nos pièces ne sont pas d'origine

Part numbers are quoted for reference purposes only.  
Our parts and accessories are not original.





**REFERENCES INTERCHANGEABLES**  
**CROSS REFERENCES**

OEM OEM	Réf. Ref.	Page Page	OEM OEM	Réf. Ref.	Page Page	OEM OEM	Réf. Ref.	Page Page
5164616	25/560-12	258	5194625	25/850-11	300	44910452	25/4038-42T	316,317
5165251	25/560-10	258	5194627	25/850-12	300	44910453	25/4039-42T	316,317
5165511	25/416-32	185	5194642	25/850-9	300	44910474	25/872-76	292
5165512	25/416-33	185	5194643	25/850-10	300	44910537	25/874-30	292
5165650	25/221-352	168,175	5194648	25/851-24	300	44910542	25/4045-17T	317
5166287	25/231-351	168	5194712	25/172-115	137	44911501	25/4004-17T	316
5166566	25/153-183	86,88	5194879	60/240-114	133,134	44911502	25/4072-88T	316
5167183	25/231-14	162,164-166,168,169	5196061	25/196-23	176	44911513	25/4001-17	316
			5196770	25/200-350	168,171	44911514	25/4016-17T	316
5167695	25/165-169	103	5196816	25/200-365	168,172	44911515	25/4015-17T	316
5167928	25/221-372	168,175	5196819	25/212-365	168,173	44911518	25/4073-88T	316
5167933	25/200-372	168,172	5196840	25/4038-42T	316,317	44911555	25/4043-17T	317
5167935	25/200-371	168,172	5196841	25/4039-42T	316,317	44911878	25/870-113	292
5167936	25/221-371	168,175	5196886	25/221-365	168,175	47123374	25/740-48	268
5167937	25/212-372	168,173	5196887	25/221-365	168,175	47123877	25/870-110	292
5169041	69/565-78	257	5198414	60/240-123	133,134	47124792	25/6681-3	262
5169716	25/165-170	103	5198880	25/495-287	248,25	47125737	25/4016-26T	315
5169717	25/165-171	103	5199243	25/6447-9	238	47125738	25/4015-26T	315
5169772	69/565-65	256,257	5964600	25/181-18	152	47126359	25/422-32	185
5171053	25/221-361	166,175	8603270	25/6438-5	213,22	47126391	25/196-19	176
5171137	25/200-361	166,172	8604802	25/962-36	143	47126500	25/951-59	145
5171675	25/6682-9	263	9667999	25/6425-51	223	47126775	25/870-111	292
5172111	25/773-2	271	9929834	25/1913-4	157	47127081	25/231-14	162,164-166,168,169
5172649	25/165-168	103	9929835	25/1913-3	157			
5172682	25/1902-2	155	9933138	25/1919-34	154	47127097	25/196-19	176
5172683	25/1902-1	155	9933139	25/1919-33	154	47127431	60/240-123	133,134
5172684	25/1912-4	158	9960040	25/229-5	178	47127699	25/196-41	176
5172685	25/1912-3	158	9960075	25/585-6	253	47127700	25/196-40	176
5174044	60/240-117	133,134	9961670	25/585-6	253	47128161	60/240-114	133,134
5176344	25/103-16	92	9961858	25/585-6	253	47128196	60/97-38	120,122,124,128
5176675	25/153-185	86,88	9961863	25/579-13	252	47128200	60/162-143	120,122,124,128
5177618	25/200-352	168,172	9963952	25/579-13	252	47128201	60/161-143	120,122,124,128
5177708	25/6408-88	230	9967339	25/232-24	168	47128203	60/162-92	121-123,128
5177914	25/228-5	178	9967675	25/6462-35	222-224	47128204	60/161-92	121-123,127,128
5178100	60/240-114	133,134	9967707	25/497-184	245,248,251	47128208	60/240-114	133,134
5178378	25/495-289	242,252	9967769	25/452-36	234,235	47129340	25/6681-4	263
5178390	25/497-283	242,25	9967992	25/486-60	222-224	47129342	25/6681-3	262
5178452	25/177-62	138	9967993	25/486-59	222-224	47130822	25/4045-42T	316
5178454	25/177-63	138	9967998	25/6425-54	232,233	47130823	25/4043-42T	316
5179719	69/565-65	256,257	9967999	25/6451-36	231-233	47131179	60/641-19	132-134
5179722	69/565-92	256	9968005	25/6438-19	236	47131180	60/641-19	132-134
5179726	69/565-78	257	9968007	25/486-81	223	47131182	60/240-121	133,134
5179730	69/565-93	257	9968010	25/486-80	223	47131183	60/240-123	133,134
5179730	69/566-93	257	9968016	25/495-68	245,251	47131184	60/240-123	133,134
5180275	69/565-81	257	9968018	25/497-281	245,247,248,251	47131194	60/240-117	133,134
5180277	69/565-81	257	9968023	25/6450-49	232,233	47131195	60/240-117	133,134
5180633	25/422-68	185	9968028	25/452-37	235	47131196	60/240-117	133,134
5181872	25/196-22	176	9968031	25/346-11	226,227	47132888	62/930-203	277
5182188	25/4047-59	315,32	9968059	25/6403-62	225,239	47134882	25/212-365	168,173
5182189	25/4046-59	315,32	9968067	25/451-12	234,235	47134889	25/200-365	168,172
5183854	25/872-42	292	9968068	25/452-17	234,235	47134890	25/221-365	168,175
5184116	25/6408-88	230	9968085	25/6408-51	228,229	47134896	25/221-365	168,175
5184313	25/422-14	185	9968197	25/117-201	71	47135042	60/4200-275	135
5184540	25/740-48	268	9968801	25/1903-1	155	47135287	60/240-119	133,134
5185207	25/196-20	176	9969267	25/1913-2	158	47135707	60/111-25	120,122,124,128
5185601	25/303-50	181	10857790	63/1955-207	154,155,157	47135973	60/161-218	122,128
5185602	25/303-49	181	10857790	63/1955-239	154,155,157,158	47137326	60/4200-48	135
5186233	25/144-418	82	11066876	25/6502-14	253	47137534	62/930-203	277
5187845	25/196-15	176	14144690	63/1955-380	156-158	47137538	62/930-203	277
5187958	25/196-21	176	14148190	63/1955-382	154-158	060503834	60/161-53	125,127,128
5189644	25/740-48	268	14149590	63/1955-245	154,156-158	060506146	82/9202-104	302
5189823	25/200-351	168,171	14482980	25/416-9	184,185	060533124	60/162-53	125,127,128
5189825	25/221-371	168,175	15888721	25/6686-1	262,263	70702009	25/189-51	153
5189875	25/200-371	168,172	15888724	25/6686-1	262,263	70924144	25/416-28	184,185
5189895	25/580-14	253	15983824	25/446-35	195	71316700	25/1919-96	154,155,158
5189897	25/580-13	253	21871250	25/463-58	194	77103616	25/579-12	252
5190901	25/579-12	252	21882330	25/463-58	194	79081900	25/962-34	143
5191349	25/423-5	185	24903450	25/6410-49	228,229	81804316	25/50-9	51
5191712	25/872-75	292	24903460	25/6410-50	228,229	81815739	25/447-4	195
5192009	25/870-112	292	24903470	25/6410-51	230	81822147	25/88-13	68
5192823	25/579-13	252	24903780	25/6451-87	232,233	81862996	25/451-12	234,235
5194153	25/6461-1	198,206,225	24905360	25/231-38	166,168	81863799	60/641-19	132-134
5194158	25/6425-53	231-233	26561118	60/111-63	121-123,128	81867743	25/872-42	292
5194160	25/6462-35	222-224	26799970	25/352-26	227	81868538	25/90-67	67
5194161	25/6407-113	224	28043280	25/230-12	166,168	81873921	25/118-6	71
5194169	25/452-36	234,235	41314187	25/90-71	66	81876698	60/97-15	123,127,128
5194198	25/6403-13	225,239	44906471	25/1918-3	154	81876796	25/46-75	51
5194210	25/361-15	226,227	44907408	25/105-38	93	81876874	25/119-7	71
5194224	25/355-28	226,227	44910437	25/4073-89T	317	81877890	25/53-5	51

Les références des pièces sont indicatives.  
Nos pièces ne sont pas d'origine

Part numbers are quoted for reference purposes only.  
Our parts and accessories are not original.



REFERENCES INTERCHANGEABLES  
CROSS REFERENCES

OEM OEM	Réf. Ref.	Page Page	OEM OEM	Réf. Ref.	Page Page	OEM OEM	Réf. Ref.	Page Page
81879134	60/97-15	123,127,128	82034606	60/161-221	128	87800696	25/11-105	17
82000296	25/4000-86	319,32	82034608	60/162-164	123,124,128	87800842	25/143-67	91
82000485	25/4073-38	315,319,320	82034609	60/162-221	128	87800843	25/60-41	74
82000889	25/153-192	86,88	82034620	60/161-167	124,128	87800858	25/144-182	83
82001505	25/874-29	292	82034621	60/161-167	124,128	87800945	25/75-140	60
82001923	25/4011-13	319	82034623	60/162-167	124,128	87801219	25/25-28	17
82001924	25/4011-14	319	82034624	60/162-167	124,128	87801302	25/52-9	51
82002183	25/4000-80	315	82036000	25/4038-40	315,319,320	87801610	25/17-16	17
82002184	25/4011-10	315	82036001	25/4039-40	315,319,320	87801641	25/131-242	78
82002185	25/4011-11	315	82036216	25/872-77	292	87801752	25/73-140	60
82002652	25/151-154	100	82036587	25/186-34	139	87801753	25/73-141	60
82002925	25/871-49	292	82037447	25/108-73	97	87801992	25/47-75	51
82003345	70/1987-20	295	82850530	25/42-75	51	87802140	25/80-14	51
82003391	25/4004-5	315	83912930	25/147-67	91	87802147	25/43-75	51
82006194	25/410-64	188	83935950	25/151-33	100	87802238	25/100-106	73
82007635	25/1914-5	158	83946434	25/54-9	51	87802256	25/42-75	51
82008606	60/161-115	123,128	83949153	25/15-30	17	87802258	25/43-75	51
82008607	60/162-115	123,128	83952126	25/962-47	143	87802260	25/42-75	51
82009066	25/1912-88	158	83952531	25/6410-53	230	87802301	25/46-75	51
82009121	25/1918-45	155	83955247	25/13-105	17	87802307	25/26-27	17
82009352	25/105-37	93	83956710	25/50-9	51	87802436	25/130-242	78
82009831	25/154-192	86,88	83957211	25/151-36	100	87802437	25/130-243	78
82011624	25/958-59	148	83961542	25/962-46	143	87802490	25/130-237	78
82012210	25/105-37	93	83961569	63/1980-63	294	87802491	25/130-236	78
82014508	62/920-115	284	83976376	25/74-140	60	87802496	25/131-236	78
82014587	25/851-13	299,3	83991682	25/26-27	17	87802537	25/117-209	71
82014589	25/853-16	300	83993159	25/12-19	17	87802585	25/90-67	67
82014838	25/853-19	300	83994694	60/4200-13	135	87802728	60/111-92	123,128
82014839	25/853-18	300	83998292	25/36-280	39	87802755	25/11-105	17
82014840	25/851-23	300	83999742	25/45-75	51	87802757	25/13-105	17
82014988	25/4072-31A	319	84021787	25/6425-58	232	87802822	25/144-181	83
82015243	25/852-4	299,3	84039022	82/9202-104	302	87802835	25/34-280	39
82015244	25/852-5	300	84817074	60/161-92	121-123,127,128	87802918	60/97-15	123,127,128
82016257	25/4176-73	300	85805975	25/497-178	246,251	87802919	60/97-15	123,127,128
82016354	25/108-73	97	85805980	25/6450-66	231-233	87802923	60/111-91	123,128
82016997	25/4072-104T	315,32	85805983	25/6450-63	231-233	87802926	60/111-92	123,128
82018664	25/410-64	188	85806002	25/6410-52	230	87802927	60/111-92	123,128
82019225	25/4038-40	315,319,320	85806010	25/452-38	234,235	87803182	60/111-105	124,128
82019226	25/4039-40	315,319,320	85806014	25/6431-23	234,235	87803183	60/111-105	124,128
82019393	25/870-57	292	85806016	25/6401-22	236	87803184	60/111-105	124,128
82020011	62/920-115	284	85807283	25/6403-104	225,239	87803189	60/111-102	122,128
82021010	25/144-428	83	85807975	25/497-245	247,248,251	87803194	60/111-103	123,124,128
82021372	62/930-173	277	85807981	25/6462-52	229,23	87803196	60/111-103	123,124,128
82022475	25/874-31	292	85808265	25/6430-27	235	87803199	60/111-104	124,128
82022486	25/870-115	292	85821287	25/6407-104	229,23	87803200	60/111-104	124,128
82022857	70/1987-58	295	85824343	25/355-29	226	87803206	60/97-95	122-124,128
82023182	25/172-116	137	85824343	25/6407-40	222-224	87803207	60/97-96	128
82023238	25/965-32	144	86018758	60/240-121	133,134	87803208	60/111-104	124,128
82023593	82/9202-459	303	86512015	25/462-9	193	87803276	25/117-210	71
82025456	25/108-72	97	86605897	60/97-15	123,127,128	87840154	25/47-75	51
82027356	25/4038-25T	321	86632554	25/452-10	195	87840994	25/28-51	17
82027357	25/4039-25T	321	86980031	60/97-15	123,127,128	89712608	25/180-31	140
82027922	25/872-78	292	86989142	25/144-427	83	89833744	62/920-167	282
82028130	25/186-36	139	86989735	60/641-29	131,133,134	92009122	25/1918-44	155
82028240	25/153-191	86,88	86990977	60/156-3	125	98403097	25/1918-44	155
82028241	25/153-193	86,88	86993462	82/9202-103	302	98415162	25/90-81	67
82028242	25/154-191	86,88	87016563	25/457-5	195	98432118	25/144-173	82
82028242	25/154-193	86,88	87306058	25/153-190	86,88	98432642	60/97-38	120,122,124,128
82028271	25/1884-88	150	87311254	25/1884-88	150	98451529	25/1-84	16
82029320	25/4047-66	319	87402830	25/144-178	83	98456215	25/73-134	59
82029321	25/4047-65	319	87402831	25/144-180	83	98460411	25/28-67	16
82029422	25/853-17	300	87403209	25/28-49	11,12	98461684	25/11-67	16
82030133	25/153-198	86,88	87404986	60/240-121	133,134	98461686	25/13-67	16
82030134	25/153-197	86,88	87405727	25/76-118	55	98463637	25/143-66	91
82030135	25/154-197	86,88	87413500	62/930-202	274	98472006	25/73-131	59
82030483	25/4001-30	321	87413501	62/930-202	274	98472008	25/73-133	59
82030485	25/4016-24T	321	87413809	60/641-16	131,133,134	98472011	25/73-132	59
82030486	25/4015-24T	321	87415728	25/6408-81	229,23	98473705	25/144-174	82
82030487	25/4016-25T	321	87415749	25/6407-100	223	98482590	25/147-72	91
82030488	25/4015-25T	321	87416691	25/853-13	299	98489690	25/66-24	101
82030887	25/4071-40T	321	87416692	25/853-12	299	99432366	25/28-67	16
82030990	70/1987-58	295	87419387	62/930-202	274	99432652	25/42-76	50
82032040	25/872-77	292	87420661	62/930-202	274	99432717	25/43-76	50
82032042	25/4004-20T	321	87434406	25/76-118	55	99450535	25/147-73	91
82032416	25/108-72	97	87434407	25/76-119	55,56	99454833	25/130-235	78
82032859	62/930-191	277	87452821	62/920-167	282	99457401	25/13-67	16
82033107	60/4200-13	135	87761808	60/4200-46	135	99460554	25/74-131	59
82034514	25/958-58	148	87761857	25/85-16	68	99469341	25/117-200	70
82034605	60/161-226	123,124,128	87800499	25/56-9	51	134584216	60/4200-43	135

Les références des pièces sont indicatives.  
Nos pièces ne sont pas d'origine

Part numbers are quoted for reference purposes only.  
Our parts and accessories are not original.



"THE RELIABLE SERVICE"



REFERENCES INTERCHANGEABLES  
CROSS REFERENCES

OEM OEM	Réf. Ref.	Page Page	OEM OEM	Réf. Ref.	Page Page	OEM OEM	Réf. Ref.	Page Page
134671090	25/4004-19T	313	61100190028	60/161-35	115-117,121,128	130300030707	25/28-86	15
192430742	25/497-13	240,241,250	61200190027	60/161-35	115-117,121,128	130300030711	25/33-272	34,35
209070087	60/97-4	106-109,111,112, 114,128	99012190030	60/162-53	125,127,128	130300030713	25/3-87	15
331015410	25/221-110	163,166,169,174	99012190137	60/161-53	125,127,128	130300030714	25/3-87A	15
331015410	25/221-110	163,166,169,174	99012190705	60/161-53	125,127,128	130300030715	25/3-87B	15
331401001	62/940-18	279	99112190030	60/162-53	125,127,128	130300030716	25/3-87C	15
331401002	62/940-29	279	99112190705	60/161-53	125,127,128	130300030720	25/34-272	34,36
331401003	62/940-28	279	130100010726	25/17-129	13	130300030721	25/33-273	35
331401004	62/940-19	279	130100010727	25/11-100	13	130300030723	25/34-273	34,36
331401008	62/940-27	279	130100010728	25/13-100	13	130300040702	25/42-83	48
340413408	25/579-13	252	130100010746	25/71-129	56	130300040703	25/43-83	48
500300570	25/42-76	50	130100010757	25/17-129	13	130300040706	25/41-83	48
500300597	25/43-76	50	130100030705	25/28-100	13	130300040707	25/47-83	48
500301351	25/74-133	59	130100030707	25/26-100	13	130300040708	25/45-83	48
500317390	25/117-198	70	130100030708	25/34-278	30,31	130300040710	25/46-83	48
500322764	62/920-25	283	130100040702	25/45-80	46	130300040713	25/73-136	58
500338952	62/930-24	275,277	130100040703	25/45-81	46	130300040719	25/74-136	58
500338952	62/930-88	275,277	130100040704	25/6306-3	46	130300040725	25/36-272	34,35
500338953	62/930-77	275,277	130100040705	25/74-129	56	130300050722	25/82-17	49
500338953	62/930-91	275,277	130100040706	25/41-81	46	130300050725	25/84-17	49
500338953	62/930-91	275,277	130100040707	25/41-80	46	130300060002	25/144-147	80
500343744	62/920-25	283	130100040710	25/46-80	46	130300070706	25/90-71	66
500369112	25/144-175	82	130100040723	25/35-278	30,31	130300080739	25/100-103	73
501203185	25/6403-20	212,239	130100040727	25/74-129	56	130300110702	25/66-26	101
504051747	25/117-199	70	130100061001	25/143-62	90	130300110703	25/66-27	101
504059251	62/930-24	275,277	130100061002	25/147-62	90	130300110706	25/167-42	102
504059251	62/930-88	275,277	130100061003	25/143-62	90	130300150702	25/75-136	58
504073234	60/111-103	123,124,128	130100070704	60/97-56	121,128	130300190100	60/161-211	121,128
504073234	60/111-103	123,124,128	130100070708	25/90-72	65	130300190101	60/162-211	121,128
614105880	25/11-97	14	130100070715	25/90-73	65	130300530011	25/153-176	85,87
836640073	25/32-276	32,33	130100071001	60/97-56	121,128	130300530013	25/153-177	85,88
836640078	25/34-276	32,33	130100080733	25/100-100	73	131000090739	62/920-34	281,283
836646271	25/28-97	14	130100080735	25/101-100	73	131100190019	60/162-18	107-109,111,113, 114,116,120,128
836647420	25/35-275	32,33	130100090003	25/60-43	74			
1190730025	25/683-23	264	130100090005	62/920-102	281,283	131100190020	60/161-18	107-109,111,113, 114,116,120,128
1190730027	25/683-24	264	130100090704	25/186-37	139			
1192410137	25/477-60	191	130100090735	62/930-32	275,276	131100190020	60/161-18	107-109,111,113, 114,116,120,128
1192410137	25/486-84	196	130100090735	62/930-208	275,276			
1192550151	25/105-36	93	130100090744	62/920-34	281,283	131100190701	60/161-18	107-109,111,113, 114,116,120,128
1192580038	25/961-3	149	130100090781	25/186-37	139			
1288410145	25/461-57	194	130100110701	25/66-29	101	132000010722	25/71-137	57
1288410146	25/461-58	194	130100110702	25/66-29	101	132000010731	25/186-35	139
1288410147	25/464-11	194	130100130041	25/144-147	80	132000020002	25/200-305	167,169,171
1288410166	25/476-22	191	130100130071	25/144-28	79,81	132000020003	25/221-180	167,169,175
1288430705	25/497-13	240,241,250	130100130072	25/144-196	81	132000020004	25/221-179	167,175
1288430710	25/497-13	240,241,250	130100160004	25/200-305	167,169,171	132000020005	25/212-162	167,172
1288730005	25/683-25	264	130100190703	25/66-28	101	132000020006	25/221-306	167,169,175
1288730007	25/683-26	264	130100190705	25/142-32	78	132000030702	25/34-275	32,33
1292430737	25/497-13	240,241,250	130142030701	25/32-278	30,31	132000040705	25/73-138	57
1307080800	60/111-16	105-121,126,128	130142030703	25/32-278	30,31	132000060012	25/144-160	81
1390260702	25/6461-1	198,206,225	130142040702	25/73-129	56	132000060708	25/143-64	91
1390421051	25/6403-20	212,239	130142050701	25/42-80	46	132000060709	25/143-63	91
1397421032	25/355-31	227	130142050702	25/43-80	46	132000060712	25/147-63	91
1397421043	25/6462-54	229	130142080703	25/117-188	70	132000060726	25/143-63	91
1397421074	25/440-68	236	130182030702	25/32-279	30,31	132000070726	60/97-94	121,128
1397430703	25/497-23	244,252	130182030705	25/32-279	30,31	132000080722	60/111-16	105-121,126,128
1397750036	60/240-63	132,134	130182050701	25/42-81	46	132000090065	62/920-72	282
1407080733	60/111-16	105-121,126,128	130182050702	25/43-81	46	132000090095	62/920-111	282
1407090012	25/186-25	139	130182080701	25/117-189	70	132000090705	62/930-43	276
1409070036	60/97-86	120,121,128	130300010703	25/17-136	14	132000090705	62/930-184	276
2004004044	62/931-17	279	130300010720	25/2-86	15	132000090705	62/930-209	276
2004004112	62/931-12	279	130300010721	25/2-86A	15	132000090740	62/930-43	276
2006209302	62/939-32	279	130300010722	25/2-86B	15	132000090740	62/930-184	276
2006209303	62/939-35	279	130300010723	25/2-86C	15	132000090740	62/930-209	276
2006209304	62/939-30	279	130300010739	25/83-17	49	132000130020	25/144-197	81
2007014056	62/933-18	279	130300010741	25/11-86	15	132000190700	60/162-92	121-123,128
2007014057	62/933-17	279	130300010751	25/71-136	58	132000190701	60/161-92	121-123,127,128
2018100652	25/953-20	146	130300010752	25/72-136	58	132000190706	60/161-92	121-123,127,128
4472351134	25/6431-21	203	130300010757	25/2-86	15	132000190707	60/162-92	121-123,128
8900125239	60/111-56	117,119,120,123, 126-128	130300010758	25/2-86A	15	132000530003	25/154-178	85,88
			130300010759	25/2-86B	15	132000530004	25/153-178	85,88
8900130271	60/97-74	119,120,123,124, 126-128	130300010760	25/2-86C	15	133000270142	25/6410-41	201,228-230
			130300010763	25/71-136	58	133000270156	25/303-81	181
8962110113	60/97-74	119,120,123,124, 126-128	130300010765	25/72-136	58	133000340015	25/417-61	183
			130300020708	25/15-31	15	133000340016	25/422-62	183
13030053001	25/150-146	99	130300030701	25/3-86	15	133000340022	25/423-61	183
13770075006	60/240-63	132,134	130300030702	25/3-86A	15	133000733040	25/686-27	264
13809340025	25/687-27	264	130300030703	25/3-86B	15	133700210066	25/231-153	167,169
40800090010	62/930-94	273	130300030704	25/3-86C	15	133700410213	25/477-60	191

Les références des pièces sont indicatives.  
Nos pièces ne sont pas d'origine

Part numbers are quoted for reference purposes only.  
Our parts and accessories are not original.



REFERENCES INTERCHANGEABLES  
CROSS REFERENCES

OEM OEM	Réf. Ref.	Page Page	OEM OEM	Réf. Ref.	Page Page	OEM OEM	Réf. Ref.	Page Page
133700410213	25/486-84	196	140100130131	25/144-195	81	162000060751	25/131-234	77
133700410260	25/485-34	196	140100130132	25/144-164	81	162000070700	60/97-33	121,122,128
133700420793	25/6403-14	202,239	140100160002	25/200-153	167,171	162000070700	60/97-33	121,122,128
133700420801	25/6403-14	202,239	140100160004	25/200-306	167,169,171	162000070704	25/35-275	32,33
133700440812	25/6438-16	236	140100160005	25/221-181	167,169,175	162000070744	60/97-33	121,122,128
133700580002	25/1884-76	150	140100160006	25/212-163	167,172	162000070744	60/97-33	121,122,128
133700580004	25/1884-73	150	140100160012	25/221-181	167,169,175	162000070763	25/35-275	32,33
133700580008	25/1884-72	150	140100160014	25/200-306	167,169,171	162000080702	25/117-192	70
133700580024	25/1884-26	150	140180150701	25/75-130	56	162000080705	60/111-4	121,122,128
133700580217	25/958-44	148	140181150701	25/75-130	56	162000080710	25/100-101	73
133700710023	25/962-46	143	141100060014	25/144-145	80,81	162000080825	25/100-101	73
133700730025	60/240-100	132,134	141185190007	60/162-19	111,113,115,	162000080845	60/111-106	121,122,128
133700730095	60/240-100	132,134			116,121,128	162000080867	25/117-194	70
133700770382	25/1971-3	151	141185190010	60/161-19	111,113,115,	162000080877	60/111-107	122,128
135700411004	25/6462-51	223			116,121,128	162000080882	60/111-106	121,122,128
135700411005	25/6451-85	232	142000040701	25/74-138	57	162000080883	25/100-102	73
135700411048	25/486-76	223	142000040702	25/73-138	57	162000081001	60/111-4	121,122,128
135700411052	25/6453-121	232	142000040705	25/74-138	57	162000081002	60/111-106	121,122,128
135700411053	25/6453-122	232	142000040706	25/73-138	57	162000090120	62/920-171	284
135700411070	25/452-39	234	142000060001	25/144-164	81	162000090701	25/60-9	74
135700431006	25/497-275	244,251	142000060011	25/144-161	81	162000090722	62/930-184	276
135700580020	25/961-23	149	142000060012	25/144-162	81	162000110706	25/66-30	101
135700580021	25/961-2	149	142000080703	25/117-191	70	162000130003	25/144-412	81
135700580118	25/950-35	146	142000080704	25/117-190	70	162000130004	25/144-198	81
135700580118	25/950-35	146	142000080709	25/117-193	70	162000130007	25/144-411	81
135700580706	25/951-34	146	142000080734	25/100-78	73	162000130046	25/144-413	82
135700733008	25/686-25	264	142000090220	62/920-172	284	162000130074	25/144-414	82
137700410202	25/486-60	222-224	142000090295	62/920-173	284	162000150700	25/75-139	57
137700410203	25/486-81	223	142000090700	62/930-43	276	162000150713	25/75-138	57
137700410801	25/486-59	222-224	142000090700	62/930-184	276	162000190700	60/161-214	122,128
137700410804	25/486-80	223	142000090700	62/930-209	276	162000190701	60/161-31	116,117,121,128
137700410813	25/6461-1	198,206,225	142000130004	25/144-199	81	162000190702	60/162-31	116,117,121,128
137700410816	25/6407-105	228	142000130005	25/144-410	81	162000190710	60/162-214	122,128
137700410816	25/6462-55	230	142000530011	25/154-180	85,88	162000530009	25/153-179	85,88
137700410817	25/346-18	227	142080010711	25/70-138	57	162000530010	25/154-179	85,88
137700410829	25/6425-51	223	142080040703	25/71-138	57	162000530011	25/154-181	85,88
137700410829	25/6451-36	231-233	142080110707	25/66-31	101	162000530103	25/154-182	85,88
137700410830	25/355-32	227	153700733014	25/686-23	264	162000530104	25/153-182	85,88
137700410830	25/6407-38	228,229	155700340029	25/422-31	183	162000530701	25/151-35	100
137700410831	25/6462-38	228,229	155700340030	25/423-15	183	162084010704	25/70-139	57
137700410834	25/6451-26	231-233	155700340044	25/422-61	183	162084010705	25/71-139	57
137700410854	25/6450-49	232,233	155700340049	25/413-62	188	162084040701	25/73-137	57
137700410858	25/6425-54	232,233	155700340050	25/413-63	188	162084060704	25/130-219	77
137700420801	25/353-37	227	155700713003	25/186-38	139	162084060712	25/131-219	77
137700420813	25/346-11	226,227	155700730350	25/908-6	261	190003070035	25/687-23	264
137700420814	25/361-17	227	155700750003	69/565-36	256	190003070036	25/687-25	264
137700420816	25/361-5	226,227	155700750004	25/566-228	256	190003070116	25/305-81	181
137700420820	25/352-27	227	155700750005	25/566-229	256	190003169634	25/154-176	85,88
137700420821	25/365-4	226,227	155700750010	25/566-228	256	190003310075	25/230-305	167,169
137700420834	25/6403-7	212,239	161000060224	25/154-170	85,87	190003310130	25/6407-107	229
137700420841	25/6408-51	228,229	161000090003	25/186-25	139	190003320061	25/353-35	226,227
137700420842	25/6410-32	228-230	161100190020	60/162-20	115-117,121,128	190003326030	25/352-27	227
137700420843	25/451-12	234,235	161100190028	60/161-35	115-117,121,128	190003326072	25/353-37	227
137700420844	25/451-18	234,235	161200190033	60/162-31	116,117,121,128	190003326124	25/353-37	227
137700420845	25/452-17	234,235	161500080043	60/111-16	105-121,126,128	190003326218	25/463-59	194
137700420849	25/6436-3	234,235	162000010700	25/11-97	14	190003450013	63/1955-472	152,153
137700420856	25/6431-16	234,235	162000010703	25/13-97	14	190003452216	63/1955-207	154,155,157
137700420858	25/384-8	213,236	162000010706	25/70-139	57	190003452241	63/1955-245	154,156-158
137700420872	25/6403-62	225,239	162000030700	25/32-276	32,33	190003452245	63/1955-382	154-158
137700420876	25/6406-20	236	162000030701	25/34-276	32,33	190003452246	63/1955-380	156-158
137700420878	25/6430-18	234,235	162000030705	25/28-97	14	190003452250	25/1884-27	150
137700421052	25/353-37	227	162000030730	25/32-277	32	190003452276	63/1955-239	154,155,157,158
137700430812	25/495-68	245,251	162000040700	25/74-137	57	190003862031	25/440-68	236
137700430813	25/497-281	245,247,248,251	162000040703	25/71-139	57	192200280705	60/240-128	132,134
137700430816	25/495-67	245,251	162000040717	25/41-77	47	192310280011	60/240-127	132,134
137700430817	25/495-68	245,251	162000040751	25/73-137	57	192310280014	60/240-126	132,134
137700440812	25/6438-16	236	162000050702	25/43-77	47	199000720006	25/185-2	152,153
137700550088	25/105-34	93	162000050703	25/42-77	47	100520A1	25/6451-35	231-233
137700750066	60/240-63	132,134	162000050704	25/46-77	47	100522A1	25/6451-34	231-233
137700750067	60/240-63	132,134	162000050718	25/45-77	47	100529A1	25/6407-37	228-230
139900130003	25/144-163	81	162000060005	25/144-135	79,81,82	100529A1	25/6407-37	228-230
139900421022	25/6403-96	202,239	162000060006	25/144-165	81	100531A1	25/6450-65	231
139900580025	25/958-1	147	162000060007	25/144-166	82	100532A1	25/6407-37	228-230
139900580153	25/1884-72	150	162000060701	25/143-69	91	100546A1	25/6403-13	225,239
140100010713	25/71-129	56	162000060702	25/143-68	91	100552A1	25/6413-6	228-230
140100060001	25/144-148	81	162000060703	25/147-68	91	100555A1	25/6401-22	236
140100060002	25/144-149	81	162000060735	25/130-218	77	100557A1	25/6438-16	236
140100080702	25/100-100	73	162000060745	25/131-218	77	100558A1	25/445-9	228,23
140100080706	60/111-16	105-121,126,128	162000060750	25/130-234	77	100560A1	25/451-15	234

Les références des pièces sont indicatives.  
Nos pièces ne sont pas d'origine

Part numbers are quoted for reference purposes only.  
Our parts and accessories are not original.



"THE RELIABLE SERVICE"





**REFERENCES INTERCHANGEABLES**  
**CROSS REFERENCES**

OEM OEM	Réf. Ref.	Page Page	OEM OEM	Réf. Ref.	Page Page	OEM OEM	Réf. Ref.	Page Page
100561A1	25/6430-25	234,235	1091222R1+			112245A1+		
100562A1	25/6431-23	234,235	1090915R1	25/860-303	288	112243A1(X3)+		
100563A1	25/6433-13	234,235	1091222R1+			112244A1	72/6428-12KT	220,221
100599A1	25/6436-9	234,235	1091221R1+			112330A1	70/4170-143	297
102027A1	25/410-12	187,188	1090915R1	25/860-303	288	112471A1	25/486-77	222,224
102161H+			1091223R1+			112474A1	25/6462-50	222,224
29214H	25/6410-22	210,217	1091224R1+			112493A1	25/6413-8	228,23
102408H1	25/479-13	191	1090915R1	25/860-304	288	112495A1	25/6430-28	234,235
103002A1	25/172-101	136	1091224R1+			112496A1	25/6436-11	234,235
103003A1	25/172-99	136	1091223R1+			112498A1	25/6431-28	234,235
103003A2	25/172-99	136	1090915R1	25/860-304	288	112501A1	25/384-13	236
104753A1	25/150-56	99	1091348R1+			112508A1	25/497-177	246,251
104753A2	25/150-56	99	1091349R1+	25/860-310	288	112509A1	25/497-178	246,251
105471C1	25/371-13	190	1091349R1+			112514A1	25/497-184	245,248,251
105496H+			1091348R1	25/860-310	288	112624A1	25/6438-17	236
105503H	25/352-10	215	1091350R1+			112923A1	25/740-52	268
105503H+			1091351R1	25/860-312	288	1133276R2	60/97-12	105,106,111, 112,114-119,128
105496H	25/352-10	215	1091351R1+			1133277R2	60/97-4	106-109,111,112, 114,128
107071A1	25/451-12	234,235	1091350R1	25/860-312	288	1133278R2	60/97-11	107,111-116,128
107072A1	25/451-18	234,235	1091566R1+			1133493R1	60/111-16	105-121,126,128
107220A1	25/962-30	142	1091567R1+	25/860-233	288	1133494R1	60/111-16	105-121,126,128
107577R1+			1091567R1	25/860-233	288	1133495R1	60/111-16	105-121,126,128
298033R91	25/353-10	215	1091566R1	25/860-233	288	1133496R1	60/111-16	105-121,126,128
108157A1	25/876-3	291	1091796R1+			11-33-742-632	25/6413-6	228-230
108160A1+			1091799R1+	25/860-311	288	1133958R1	62/930-22	273
108161A1+			1091799R1+			1133958R1	62/930-54	273
108160A1+	25/860-305	288	1091801R1+			1133958R1	62/930-207	273
1335039C1			1091797R1	25/860-314	288	1142296A1	25/452-37	235
108161A1+			1091796R1+			114295A1	25/6433-13	234,235
108160A1+	25/860-305	288	1091801R1+			114619C1	25/422-63	184,185
1335039C1			1091802R1+	25/860-314	288	114621C1	25/417-63	184,185
108436A2	70/1987-57	295	1091797R1			114622C1	25/422-63	184,185
108611H1	25/457-5	195	1091797R1+			114622C2	25/422-63	184,185
1089015R1	63/1980-42	294	1091799R1+	25/860-311	288	114799A1	62/930-52	274
1090913R1+			1091800R1+			114800A1	62/930-175	274
1091215R1+			1091796R1	25/860-311	288	114843A1	60/240-112	131,133,134
1091216R1	25/860-300	288	1091797R1+			114908A1	60/574-7	131,134
1090914R1+			1091801R1+	25/860-314	288	114910A1	69/566-225	255
1091217R1+			1091802R1+			115205A1	25/962-27	142
1091218R1	25/860-301	288	1091796R1			115206A1	25/962-28	142
1090915R1+			1091799R1+	25/860-311	288	116256A1	25/962-20	142
1091219R1+			1091800R1+			116425A1	25/452-38	234,235
1091220R1	25/860-302	288	1091796R1+			116426A1	25/451-16	234,235
1090915R1+			1091797R1	25/860-311	288	116928A2	62/930-183	274
1091221R1+			1091800R1+			118250C91	82/9202-105	302
1091222R1	25/860-303	288	1091799R1+			118304C1	82/9202-400	303
1090915R1+			1091796R1+	25/860-311	288	118304C2	82/9202-400	303
1091223R1+			1091797R1			118305C3	82/9202-500	304
1091224R1	25/860-304	288	1091801R1+			118333A1	25/6433-17	234
1091195R2+			1091802R1+	25/860-314	288	118777A2	25/409-29	189
1091196R2	25/860-230	288	1091796R1+			119307A3	25/740-56	268
1091196R2+			1091797R1			119349A1	25/6456-1	198,206,214
1091195R2	25/860-230	288	1091802R1+			119685A1	25/6433-20	235
1091197R2+			1091801R1+			119686A1	25/6433-11	234,235
1091198R2	25/860-231	288	1091796R1+			1202938C92	25/100-86	72
1091198R2+			1091797R1	25/860-314	288	1202938C93	25/100-86	72
1091199R2+			109215C1	60/4200-27	135	120486C1	25/423-55	184,185
1091200R2	25/860-232	288	109268C2	82/9202-600	304	120488C2	25/422-67	184,185
1091200R2+			1094012R91	25/131-27	75	120490C1	25/417-55	184,185
1091199R2	25/860-232	288	1094012R92	25/131-27	75	120697C2	25/317-60	180
1091215R1+			1094015R92	25/460-14	193	120699C1	25/316-60	180
1091216R1+			1094017R92	25/460-13	193	121449A2	62/930-13	272,274
1090913R1	25/860-300	288	1094021R91	25/131-25	75	121449A2	62/930-140	272,274
1091216R1+			1094034R93	25/460-18	193	121905A1	62/930-22	273
1091215R1+			1094366R1	63/1955-382	154,158	121905A1	62/930-54	273
1090913R1	25/860-300	288	1094368R1	63/1955-207	154,155,157	121905A1	62/930-207	273
1091217R1+			111218C1	82/9202-404	303	121905EX	62/930-54	273
1091218R1+			111218C2	82/9202-404	303	122259A1	25/6450-33	232,233
1090914R1	25/860-301	288	111373H1	25/457-5	195	122260A1	25/6450-49	232,233
1091218R1+			112241A1	25/6401-14	220	122264A1	25/6450-63	231-233
1091217R1+			112242A1	25/381-9	220	122265A1	25/6450-66	231-233
1090914R1	25/860-301	288	112243A1	25/6431-14	220	122268A1	25/6425-57	231-233
1091219R1+			112243A1(X3)+			122270A1	25/6425-56	231-233
1091220R1+			112244A1+			122579A1	25/962-33	142
1090915R1	25/860-302	288	112245A1	72/6428-12KT	220,221	123014A1	25/962-23	143
1091220R1+			112244A1	25/6406-15	220	123938A1	25/417-49	184,185
1091219R1+			112245A1+			124439A1	25/35-281	40,41
1090915R1	25/860-302	288	112243A1(X3)	72/6428-12KT	220,221			
1091221R1+			112245A1	25/6430-15	220			

Les références des pièces sont indicatives.  
Nos pièces ne sont pas d'origine

Part numbers are quoted for reference purposes only.  
Our parts and accessories are not original.



**"THE RELIABLE SERVICE"**





REFERENCES INTERCHANGEABLES  
CROSS REFERENCES

OEM OEM	Réf. Ref.	Page Page	OEM OEM	Réf. Ref.	Page Page	OEM OEM	Réf. Ref.	Page Page
124442A1	25/38-281	40	130100010754(X2)+			1329039C1	60/156-3	125
124482A1	25/6438-18	236	130100010738(X4)	25/2-100B	13	1329039C1	60/156-3	125
124913H1	25/457-5	195	130100010754(X2)+			1329161C1	25/144-186	79
1250629C91	82/9202-105	302	130100010738(X5)	25/2-101B	13	1329196C1	25/1-55	8
125849A1	62/920-167	282	130100010754(X2)+			1330875C1	25/4000-54	311,312
126-139	25/2830-150	191	130100010739(X4)	25/2-100C	13	1330876C1	25/4011-9	311
126141A1	25/2310-24LH	245	130100010754(X2)+			1330877C1	25/4011-8	311
126143A1	25/2310-24RH	245	130100010739(X5)	25/2-101C	13	1330902C1	25/4047-35	311
126144A1	25/495-67	245,251	130100030709(X3)	25/3-100A	13	1330903C1	25/4047-34	311
126145A1	25/495-68	245,251	130100030709(X4)	25/3-101A	13	1330904C1	25/4072-40	311
126266A1	25/874-23	290,291	130100030710(X3)	25/3-100B	13	1330904C2	25/4072-40	311
126317A2	25/4072-33	308	130100030710(X4)	25/3-101B	13	1330930C1	25/4038-7	311
1265510C1	60/161-16	105-115,118,128	130100030711(X3)	25/3-100C	13	1330930C2	25/4038-7	311
1265511C1	60/162-16	105-115,118,128	130100030711(X4)	25/3-101C	13	1330931C1	25/4039-7	311
1267688C2	25/108-66	96	130100030714(X3)	25/3-100	13	1330931C2	25/4039-7	311
1267688C3	25/108-66	96	130100030714(X4)	25/3-101	13	133112A1	25/446-34	195
1269349C91	25/221-60	165,169,174	130100041001(X2)+			1-33-123-004	25/226-25	178
127442A1	25/4072-41	311	130100041002(X2)	25/37-278	30	1-33-135-155	25/410-63	188
1276403C1	82/9202-500	304	130100041002(X2)+			1-33-135-418	25/410-63	188
1277261C1	25/581-40	249,252	130100041001(X2)	25/37-278	30	1-33-141-023	25/486-76	223
1277451C1	25/492-19	245,25	130145A1	25/6450-67	231,233	1-33-141-024	25/486-87	223
1277452C1	25/491-28	245,25	130148A1	25/6450-64	231,233	1-33-141-040	25/486-88	223
1280263C1	25/872-21	292	130194A1	25/6451-35	231-233	1-33-141-045	25/486-86	223
1280333C2	82/9202-500	304	130300010724(X2)+			1-33-147-137	25/560-35	258
1280658C1	25/492-24	241,25	130300010726(X2)	25/6-86	15	1-33-147-147	25/560-35	258
1280662C1	25/491-25	241,25	130300010726(X2)+			1-33-153-001	25/150-142	99
1280949C1	25/962-50	141	130300010724(X2)	25/6-86	15	1-33-153-014	25/153-171	85,88
128114A1	25/316-59	180	130915A1	25/172-98	136	1-33-153-016	25/150-143	99
1282063C2	25/703-48	266	131312C1	25/353-28	199	1-33-153-018	25/150-144	99
1282082C2	25/701-10	267	131312C1+			1-33-153-027	25/153-170	85,87
1283028C2	82/9202-401	303	871244R1	25/354-11	207	1-33-153-060	25/150-142	99
1283826C2	25/105-32	93	131403C1	25/144-189	80	1-33-153-216	25/150-143	99
1284622C1	25/872-11	290	131413C1	60/4200-27	135	1-33-153-218	25/150-144	99
1284622C2	25/872-11	290	1-31-723-101	25/228-25	178	1-33-155-302	25/172-107	137
1284636C2	25/870-9	290	1-31-775-110	60/240-52	132,134	1-33-155-305	25/172-106	137
1284737C1	60/4200-47	135	1-31-775-1110	60/240-52	132,134	1-33-155-345	25/172-106	137
1284740C2	25/4114-17	301	1-31-775-810	60/240-52	132,134	1-33-155-600	25/105-33	93
1284828C1+			131786A1	25/420-17	182	1331848C1	25/686-21	264
1284829C1	25/860-234	288	131787A1	25/420-14	182	1331849C1	25/686-22	264
1284829C1+			131788A1	25/420-16	182	1331855C1	25/700-70	267
1284828C1	25/860-234	288	132024A2	70/1987-52	295	1331855C2	25/700-70	267
1285140C1	25/107-37	94	132149A1	60/162-216	120,126-128	1331855C3	25/700-70	267
1285140C2	25/107-37	94	132151A1	60/161-216	120,126-128	1331863C1	25/8163-1	266
1285974C1	25/316-58	180	1-32-273-080	25/908-6	261	1-33-241-048	25/486-60	222-224
1285975C2	25/317-58	180	1-32-273-083	69/902-9	261	1332420C1	25/872-22	290,291
128604A1	25/492-18	245,252	1-32-275-001	25/566-226	256	1-33-247-015	25/560-35	258
128609A1	25/491-27	245,252	1-32-275-004	25/566-227	256	1332511C1	25/874-22	290
1287590C1	60/240-43	129-131,134	1-32-373-037	25/908-6	261	1332551C1	25/870-107	290
1287734C91	25/410-12	187,188	1-32-375-101	69/565-123	256	1332805C2	25/496-17	241,25
1287734C92	25/410-12	187,188	1-32-547-001	25/560-35	258	1333179C1	25/107-27	94
1287843C91	25/410-15	187,188	1-32-547-021	25/560-35	258	133323C91	25/841-22	287
1287843C92	25/410-15	187,188	1-32-573-072	60/641-28	132,134	1333266C1	25/863-16	286
1287844C91	25/410-62	188	1-32-575-003	69/565-122	256	1334477C1	25/154-166	85,87
1287846C91	25/410-12	187,188	1-32-575-005	69/565-102	256	1334973C2+		
1288228C1	25/411-13	187,188	1-32-575-300	25/566-232	256	1334974C2+		
1288229C1	25/411-12	187,188	1-32-575-301	25/566-231	256	1335025C1	25/860-236	288
1289072C1	25/153-166	85,87	1-32-575-302	60/641-19	132-134	1334973C2+		
129792A1	25/6438-5	213,22	1-32-575-303	60/641-12	132,134	1334974C2+		
13/1417	70/4170-30	296	1-32-575-310	25/566-233	256	1335026C1	25/860-237	288
130100010737(X4)+			1328077C1	70/1987-18	295	1334973C2+		
130100010754(X2)	25/2-100A	13	1328080C1	63/1980-45	294	1334974C2+		
130100010737(X5)+			1328276C1	60/240-43	129-131,134	1335028C1	25/860-238	288
130100010754(X2)	25/2-101A	13	1328453C1	25/874-23	290,291	1334973C2+		
130100010738(X4)+			1328477C1+			1334974C2+		
130100010754(X2)	25/2-100B	13	245911C1	25/967-107	151	1335037C1	25/860-239	288
130100010738(X5)+			1328477C1+			1334973C2+		
130100010754(X2)	25/2-101B	13	3223052R1	25/967-107	151	1334974C2+		
130100010739(X4)+			1328504C1	25/4073-13	306	1335038C1	25/860-240	288
130100010754(X2)	25/2-100C	13	1328550C1	25/4047-13	306	1334974C2+		
130100010739(X5)+			1328552C1	70/4170-28	296	1334973C2+		
130100010754(X2)	25/2-101C	13	1328553C1	70/4170-29	296	1334974C2	25/860-239	288
130100010744(X4)	25/2-100	13	1328655C91	69/565-22	254	1334974C2+		
130100010744(X5)	25/2-101	13	1328701C1	25/962-16	141	1334973C2+		
130100010754(X2)	25/6-100	13	1328701C2	25/962-16	141	1335025C1	25/860-236	288
130100010754(X2)+			1328723C91	25/150-51	98	1334974C2+		
130100010737(X4)	25/2-100A	13	1328723C92	25/150-51	98	1334973C2+		
130100010754(X2)+			1329020C2	60/97-12	105,106,111,	1335026C1	25/860-237	288
130100010737(X5)	25/2-101A	13			112,114-119,128			
			1329039C1	60/156-3	125			

Les références des pièces sont indicatives.  
Nos pièces ne sont pas d'origine

Part numbers are quoted for reference purposes only.  
Our parts and accessories are not original.



"THE RELIABLE SERVICE"



**REFERENCES INTERCHANGEABLES**  
**CROSS REFERENCES**

OEM OEM	Réf. Ref.	Page Page	OEM OEM	Réf. Ref.	Page Page	OEM OEM	Réf. Ref.	Page Page
1334974C2+			1-33-741-036	25/6451-86	232	134122A1	25/172-94	136
1334973C2+			1-33-741-037	25/6407-100	223	1-34-172-026	25/1931-78	159
1335028C1	25/860-238	288	1-33-741-605	25/6425-56	231-233	1-34-172-045	25/189-59	153
1334974C2+			1-33-741-606	25/6451-34	231-233	1-34-173-010	25/1918-105	155
1334973C2+			1-33-741-608	25/6407-39	222-224	1-34-173-011	25/1918-104	155
1335038C1	25/860-240	288	1-33-741-609	25/6451-35	231-233	1-34-174-011	70/1987-55	295
1334975C2+			1-33-741-610	25/6425-57	231-233	1-34-174-082	70/1987-54	295
1334976C2+			1-33-741-613	25/486-79	223	1-34-176-047	25/1912-172	157
1335049C1	25/860-315	288	1-33-741-618	25/6408-49	228-230	1-34-176-048	25/1912-171	157
1334975C2+			1-33-741-619	25/6462-37	228-230	1-34-176-060	25/1912-174	157
1334976C2+			1-33-741-632	25/6407-37	228-230	1-34-176-061	25/1912-173	157
1335050C1	25/860-317	288	1-33-741-636	25/6407-47	222,223	1-34-177-178	25/851-16	298
1334975C2+			1-33-741-637	25/6407-102	229,23	1341819C1	25/585-51	253
1334976C2+			1-33-741-643	25/6462-39	222-224	1342525C2	25/6451-23	201
98686C2+			1-33-741-656	25/440-65	236	1342526C2	25/6451-14	211
98687C2	25/860-316	288	1-33-741-661	25/6462-52	229,23	1342705C1	25/6403-121	202,239
1334975C2+			1-33-741-671	25/6450-66	231-233	1342707C1	25/6404-11	202
1334976C2+			1-33-741-672	25/6450-63	231-233	1342708C1	25/6403-95	202,239
98688C2+			1-33-741-674	25/495-188	245,246,251	1342710C1	25/6404-10	202
98689C2	25/860-318	288	1-33-741-675	25/497-151	245-247,251	1342711C1	25/6403-14	202,239
1334976C2+			1-33-741-680	25/6450-63	231-233	1342712C1	25/6405-64	202
1334975C2+			1-33-741-681	25/6450-66	231-233	1342713C1	25/6405-63	202
1335049C1	25/860-315	288	1-33-741-703	25/6413-10	229	1342715C1	25/6403-14	202,239
1334976C2+			1-33-741-712	25/6407-104	229,23	1342716C1	25/6405-9	202
1334975C2+			1-33-741-717	25/6450-69	232	1342717C1	25/6405-8	202
1335050C1	25/860-317	288	1-33-742-059	25/6433-19	234	1342718C1	25/6404-12	202
1334976C2+			1-33-742-061	25/6430-31	234	1342719C1	25/6403-96	202,239
1334975C2+			1-33-742-086	25/6408-81	229,23	1342720C1	25/6405-67	202
98686C2+			1-33-742-348	25/6403-14	202,239	1342721C1	25/6405-66	202
98687C2	25/860-316	288	1-33-742-601	25/346-16	226,227	1343659C2	25/640-218	
1334976C2+			1-33-742-618	25/355-28	226,227	1343825C1	25/870-32	292
1334975C2+			1-33-742-629	25/6403-62	225,239	1344062C1	25/851-20	298
98688C2+			1-33-742-633	25/6436-9	234,235	1344063C1	25/851-16	298
98689C2	25/860-318	288	1-33-742-635	25/451-16	234,235	1-34-519-375	25/871-48	292
1335025C1+			1-33-742-637	25/6431-23	234,235	1-34-543-236	25/108-62	96
1334973C2+			1-33-742-638	25/6433-13	234,235	1-34-543-520	25/198-27	177
1334974C2	25/860-236	288	1-33-742-641	25/6401-22	236	1-34-543-558	25/198-27	177
1335026C1+			1-33-742-642	25/6430-25	234,235	1-34-543-580	25/198-25	177
1334973C2+			1-33-742-645	25/6410-45	229	1345726C1	25/422-60	186
1334974C2	25/860-237	288	1-33-742-646	25/452-38	234,235	1-34-584-216	60/4200-17	135
1335028C1+			1-33-742-671	25/6430-32	234	1-34-584-630	60/4200-44	135
1334973C2+			1-33-742-674	25/6413-7	229,23	1346028C1	60/641-29	131,133,134
1334974C2	25/860-238	288	1-33-742-687	25/451-18	234,235	1346098C1	25/560-38	258
1335037C1+			1-33-742-688	25/451-12	234,235	1-34-621-042	70/4170-144	297
1334973C2+			1-33-742-689	25/6433-11	234,235	1-34-621-052	70/4170-145	297
1334974C2	25/860-239	288	1-33-742-691	25/6401-15	236	1-34-621-053	70/4170-146	297
1335038C1+			1-33-742-706	25/6436-10	235	1-34-621-080	25/4039-43T	313
1334973C2+			1-33-742-710	25/6430-27	235	1-34-621-081	25/4038-43T	313
1334974C2	25/860-240	288	1-33-742-715	25/6431-26	235	1-34-621-090	25/4039-43T	313
1335039C1+			1-33-742-716	25/6433-15	235	1-34-621-090	25/4039-43T	313
108160A1+			1-33-742-717	25/384-12	236	1-34-621-091	25/4038-43T	313
108161A1	25/860-305	288	1-33-742-722	25/6430-34	235	1-34-621-098	25/870-60	292
1335049C1+			1-33-742-725	25/6430-33	235	1-34-621-099	25/870-60	292
1334975C2+			1-33-742-733	25/6433-14	235	1-34-643-039	25/198-26	177
1334976C2	25/860-315	288	1-33-742-746	25/353-36	227	1-34-643-061	25/409-57	189
1335049C1+			1-33-742-750	25/352-26	227	1-34-643-062	25/409-58	189
1534897C1+			1-33-742-757	25/6431-30	234	1-34-643-081	25/108-67	97
1534898C1	25/860-319	288	1-33-742-758	25/6433-18	234	1-34-643-098	25/108-63	96
1335050C1+			1-33-742-760	25/6430-30	234,235	1-34-643-128	25/198-24	177
1334975C2+			1-33-743-002	25/495-279	246,251	1-34-643-139	25/198-26	177
1334976C2	25/860-317	288	1-33-743-003	25/497-279	246,251	1-34-643-170	25/198-26	177
1335050C1+			1-33-743-010	25/495-278	246,251	1-34-643-424	25/108-64	97
1534897C1+			1-33-743-011	25/497-278	246,251	1-34-643-425	25/108-68	97
1534898C1	25/860-321	288	1-33-743-601	25/495-230	246,251	1-34-643-531	25/108-64	97
1335077C2	25/962-15	141	1-33-743-602	25/497-177	246,251	1-34-643-533	25/108-69	97
133720A1	60/161-213	120,121,128	1-33-743-603	25/495-231	246,251	1-34-671-010	25/4004-19T	313
133721A1	60/162-213	120,121,128	1-33-743-604	25/497-178	246,251	1-34-671-040	25/4004-19T	313
1-33-735-020	25/411-63	188	1-33-743-611	25/495-232	246,248,252	1-34-671-050	25/4004-19T	313
133736C1	60/240-42	129-131	1-33-743-613	25/497-141	246,247,251	1-34-671-060	25/4004-19T	313
133736C1	60/240-86	129-132,134	1-33-743-614	25/495-233	246,252	1-34-671-062	25/4072-91T	313
1-33-741-001	25/6431-31	234	1-33-743-617	25/495-234	246,252	1-34-671-067	25/4001-21	313
1-33-741-006	25/6407-107	229	1-33-743-619	25/495-235	246,252	1-34-671-069	25/4016-21T	313
1-33-741-012	25/6425-59	232	1-33-743-620	25/495-233	246,252	1-34-671-070	25/4015-21T	313
1-33-741-013	25/6425-58	232	1-33-744-612	25/6408-83	229	1-34-671-071	25/4072-90T	313
1-33-741-014	25/6450-68	232	1-33-753-001	25/151-34	100	1-34-671-074	25/4043-19T	313
1-33-741-018	25/6436-13	234	1-33-755-004	25/105-33	93	1-34-671-075	25/4045-19T	313
1-33-741-022	25/6413-9	229	1340201C1	70/4170-96	297	1-34-671-080	25/4015-21T	313
1-33-741-034	25/6408-82	229	1341163C1	25/423-59	186	1-34-671-084	25/4043-19T	313
1-33-741-036	25/6425-52	223	1341170C1	25/422-59	186	1-34-671-085	25/4045-19T	313

Les références des pièces sont indicatives.  
Nos pièces ne sont pas d'origine

Part numbers are quoted for reference purposes only.  
Our parts and accessories are not original.



REFERENCES INTERCHANGEABLES  
CROSS REFERENCES

OEM OEM	Réf. Ref.	Page Page	OEM OEM	Réf. Ref.	Page Page	OEM OEM	Réf. Ref.	Page Page
1-34-671-086	25/4071-36T	313	137651A1+			151734R91	25/449-12	194
1-34-671-090	25/4004-19T	313	137650A1	25/860-331	288	1530133C1	25/185-2	152,153
1-34-671-091	25/4072-90T	313	137845A1	25/11-106	18	1530233C1	60/161-204	118,128
1-34-671-092	25/4072-91T	313	138207A1	62/930-21	272	1530233C1	60/161-204	118,128
1-34-671-099	25/4016-21T	313	138207A1	62/930-55	272	1530234C1	60/162-204	118,128
1-34-671-103	25/870-108	292	138207A1	62/930-206	272	1530234C1	60/162-204	118,128
1-34-672-400	25/1931-52	159	138523A1	25/495-190	245,248,251	1530289C1	62/930-94	273
1-34-673-001	25/1918-109	155	138523A1	25/495-190	245,248,251	1530289C1	62/930-124	273
1-34-673-002	25/1918-108	155	138866A1	25/6438-17	236	1530319C1	25/73-142C	61
1-34-673-102	25/1918-108	155	138867A1	25/6408-49	228-230	1530354C1	62/920-30	281
1-34-673-210	25/1918-109	155	139189C1	25/423-56	184	1530357C1	25/58-19	138
1-34-673-222	25/1918-108	155	1397421032	25/355-31	227	1530359C1	62/930-92	273
1-34-674-003	70/1987-39	295	1-40-158-047	25/965-31	144	1530459C1	69/565-56	255
1-34-674-006	70/1987-46	295	1-40-171-022	25/1970-3	151	1530703C1+		
1-34-674-011	70/1987-46	295	1-40-172-001	25/189-205	153	1530704C1	25/860-327	288
1-34-676-001	25/1912-206	157	1-40-172-016	63/1931-34	159	1530704C1+		
1-34-676-002	25/1912-205	157	1-40-172-212	63/1931-35	159	1530703C1	25/860-327	288
1-34-677-017	25/851-22	299	1-40-258-008	25/950-34	146	1530744C1	25/580-11	225,253
1-34-677-082	25/853-14	299	1-40-258-061	25/1884-70	150	1531203C1	62/920-30	241,25
1-34-677-083	25/853-15	299	1-40-258-062	25/1884-90	150	1531204C1	25/497-223	241,25
1-34-684-036	60/4200-269	135	1-40-258-111	25/965-32	144	1531204C1	25/581-9	249,25
1-34-684-076	82/9202-406	303	1-40-558-014	25/965-33	144	1531206C1	25/496-192	241,25
1-34-684-206	60/4200-270	135	1-40-571-105	25/180-32	140	1531323C1	25/108-60	96
1-34-701-577	25/872-64	292	1-40-758-024	25/965-31	144	1531323C2	25/108-60	96
1-34-703-139	25/870-108	292	141368A1	25/6433-16	234,235	1531353C2	25/105-31	93
1347344C1	25/463-58	194	141370A1	25/6431-28	234,235	1531481C1	25/187-28	141
1347345C1	25/463-58	194	141569A2	25/153-186	86,88	1531481C2	25/187-28	141
1-34-743-001	25/962-52	143	141570A1	25/154-186	86,88	1531489C1	25/876-1	291
1-34-773-007	25/1919-97	155	142080010705(X4)	25/2-97A	14	1531490C1	25/876-2	291
1-34-773-009	25/1919-99	155	142080010705(X5)	25/2-98A	14	1531948C1	25/409-55	189
1-34-773-014	25/1919-99	155	142080010705(X7)	25/2-99A	14	1531970C1+		
1-34-776-008	25/1913-168	157	142080010706(X4)	25/2-97B	14	1531971C1	25/860-326	288
1-34-776-010	25/1913-169	157	142080010706(X5)	25/2-98B	14	1531971C1+		
1-34-776-014	25/1913-205	157	142080010706(X7)	25/2-99B	14	1531970C1	25/860-326	288
1-34-777-002	25/852-2	298	143417A2	25/962-31	143	1531972C1+		
1-34-777-042	25/852-3	299	143417A3	25/962-31	143	1531973C1	25/860-325	288
134779A1	25/409-29	189	143469C2	82/9202-402	303	1531973C1+		
1347918C1	25/687-22	264	143481C2	60/4200-27	135	1531972C1	25/860-325	288
1347919C1	25/687-21	264	144454A1	25/346-18	227	1531974C1+		
1348047C1	25/700-66	266	144465A1	25/6403-62	225,239	1531975C1	25/860-324	288
1348048C2	25/700-40	266	144465A1	25/6403-62	225,239	1531975C1+		
1348053C2	25/701-40	266	144611A1	25/6425-54	232,233	1531974C1	25/860-324	288
1348082C1	25/711-5	267	144730A1	25/4012-32	310	1532068C1	62/920-34	281,283
1349058C1	25/361-5	226,227	144731A1	25/4073-22	310	1532068C1	62/920-102	281,283
1349059C1	25/346-17	227	144759A1	25/4047-28	310	1532287C1	25/758-7	270
1349125C1	25/355-15	199	144768A1	25/4000-48	310	1532312C1	25/773-3	271
1349126C1	25/359-3	199	144794A1	25/4072-36	310	1532371C2	25/950-16	145
1349265C1	25/6408-51	228,229	144947A2	25/870-35	291	1532372C1	25/950-17	145
1349265C1	25/6408-51	228,229	144950A1	25/4038-13	310	1532382C1	25/951-16	145
135371A1	25/851-21	298	144969A1	25/4039-13	310	1532777C3	25/6418-10	238
135506A1	25/200-56	164,169,171	144986A1	25/4004-1	310	1533258C1	25/700-66	266
135506A2	25/200-56	164,169,171	15/1276	62/920-10	280,282	1533260C1	25/703-66	266
135507A1	25/212-32	164,172	1500021C1	25/409-15	189	1533739C1	25/951-34	146
135507A2	25/212-32	164,172	1500087C1	25/303-84	181	1533773C1	25/4114-17	301
135508A1	25/200-60	165,169,171	1500491C1	25/177-22	138	1533773C2	25/4114-17	301
135509A1	25/212-36	165,172	1500492C1	25/177-23	138	1533805C1	25/172-97	136
135691A3	25/150-161	99	1500494C92	25/172-16	136	1533880C1	25/1971-3	151
1-35-727-011	25/384-13	236	1500610C1	25/4020-11	306	1533899C1	25/1970-3	151
1-35-727-043	25/6438-16	236	1500610C2	25/4020-11	306	1534022C1	25/6418-10	238
135823A1	25/495-188	245,246,251	1500626C92	25/151-12	100	1534118C1	25/962-49	141
135824A1	25/495-189	245,246,251	1500655C91	25/200-45	163,166,170	1534163C1	25/965-30	144
136990A1	25/6425-53	231-233	1500655C91	25/200-45	163,166,170	1534202C1	25/6418-10	238
137047A1	25/495-242	245,247,251	1500655C92	25/200-45	163,166,170	1534204C1	25/6418-10	238
137048A1	25/495-241	245,247,251	1500655C93	25/200-45	163,166,170	1534229C1	25/962-26	142
137203A1	63/1980-63	294	1500716C1	25/177-23	138	1534361C2	25/958-27	147
137644A1+			1500941C1	25/4073-15	308	1534526C1	25/186-21	139
137647A1	25/860-330	288	1502057C1	25/303-84	181	1534526C2	25/186-21	139
137645A1+			1502065C1	25/153-160	84,87	1534897C1+		
137648A1	25/860-329	288	1502155C91	60/111-3	105-118,120,121,124,125,128	1534898C1+	25/860-319	288
137646A1+						1335049C1		
137649A1	25/860-328	288	1502155C91	60/111-5	105-118,120,121,124,125,128	1534897C1+		
137647A1+						1534898C1+		
137644A1	25/860-330	288	1502231C91	25/4114-17	301	1335050C1	25/860-321	288
137648A1+			1502268C1	25/495-276	244,252	1534897C1+		
137645A1	25/860-329	288	1502269C1	25/497-275	244,251	1534898C1+		
137649A1+			1502269C2	25/497-275	244,251	1534919C1+		
137646A1	25/860-328	288	1502272C1	25/6415-2	210	1534920C1	25/860-320	288
137650A1+			1502294C1	70/2935-64	104			
137651A1	25/860-331	288	1502351C1	25/965-25	144			

Les références des pièces sont indicatives.  
Nos pièces ne sont pas d'origine

Part numbers are quoted for reference purposes only.  
Our parts and accessories are not original.



"THE RELIABLE SERVICE"



REFERENCES INTERCHANGEABLES  
CROSS REFERENCES

OEM OEM	Réf. Ref.	Page Page	OEM OEM	Réf. Ref.	Page Page	OEM OEM	Réf. Ref.	Page Page
1534897C1+			1534910C1+			162000010714(X2)	25/6-97	14
1534898C1+			1534899C1+			162000010781(X4)	25/2-97	14
1534921C1+			1534900C1+			162000010781(X5)	25/2-98	14
1534922C1	25/860-322	288	1534909C1	25/860-309	288	162000010781(X7)	25/2-99	14
1534898C1+			1534919C1+			162000030702(X3)	25/3-97	14
1534897C1+			1534897C1+			162000030702(X4)	25/3-98	14
1335049C1	25/860-319	288	1534898C1+			162000030702(X6)	25/3-99	14
1534898C1+			1534920C1	25/860-320	288	162000030723(X3)	25/3-97A	14
1534897C1+			1534920C1+			162000030723(X4)	25/3-98A	14
1335050C1	25/860-321	288	1534897C1+			162000030723(X6)	25/3-99A	14
1534898C1+			1534898C1+			162000030724(X3)	25/3-97B	14
1534897C1+			1534919C1	25/860-320	288	162000030724(X4)	25/3-98B	14
1335049C1			1534921C1+			162000030724(X6)	25/3-99B	14
1534920C1	25/860-320	288	1534897C1+			162000040705(X2)+		
1534898C1+			1534898C1+			162000040706	25/37-275	32
1534897C1+			1534922C1+	25/860-322	288	162000040706+		
1534921C1+			1534922C1+			162000040705(X2)	25/37-275	32
1534922C1	25/860-322	288	1534897C1+			170234R1+		
1534899C1+			1534898C1+			392679R91	25/353-9	207
1534900C1+			1534921C1	25/860-322	288	175957A1	25/361-16	226,227
1534903C1+			1535071C1	25/4073-21	309	175976A1	25/6430-27	235
1534904C1	25/860-306	288	1535071C2	25/4073-21	309	175978A1	25/6433-15	235
1534899C1+			1535079C1	25/4072-32	309	175979A1	25/6431-25	235
1534900C1+			1535079C2	25/4072-32	309	175984A1	25/6436-10	235
1534905C1+			1535088C2	25/4012-29	309	175989A1	25/384-12	236
1534906C1	25/860-307	288	1535093C1	25/4000-45	309	176978A1	25/6433-15	235
1534899C1+			1535093C2	25/4000-45	309	177239A2	25/1912-165	157
1534900C1+			1535097C1	63/1980-66	294	177356A1	60/240-70	131,133,134
1534907C1+			1535113C1	25/4022-22	309	177499A2	25/962-21	143
1534908C1	25/860-308	288	1535113C2	25/4022-22	309	177500A1	25/187-29	141
1534899C1+			1535114C1	25/4021-22	309	177500A2	25/187-29	141
1534900C1+			1535114C2	25/4021-22	309	178317A1	25/189-52	153
1534909C1+			1535126C1	70/4170-92	297	178318A1	25/189-51	153
1534910C1	25/860-309	288	1535127C1	70/4170-93	297	178345A1	63/1931-51	159
1534900C1+			1535332C1	63/1980-66	294	1801089C1	60/156-3	125
1534899C1+			1535643C1	25/851-16	298	1801090C1	60/156-3	125
1534903C1+			1536056C1	25/863-16	286	180501A1	25/154-164	85,87
1534904C1	25/860-306	288	1536092C1	25/961-2	149	180502A1	25/153-164	85,87
1534900C1+			1536373C1	25/150-74	98	180503A1	25/153-165	85,87
1534899C1+			1536396C1	25/704-12	267	1806189C1	25/144-184	79
1534905C1+			1536489C1	25/153-163	84,87	1806470C91	25/31-185	21-23
1534906C1	25/860-307	288	1536644C1	25/177-23	138	1806958C2	25/86-20	68
1534900C1+			1537104C1	25/144-132	79,80	1806958C4	25/86-20	68
1534899C1+			1537306C2	25/6447-14	238	1808412C91	25/296-13	10
1534907C1+			1537382C1	25/4114-24	301	1808413C91	25/296-14	10
1534908C1	25/860-308	288	1537604C1	25/6451-35	231-233	1808413C92	25/296-14	10
1534900C1+			1537605C1	25/6451-34	231-233	182027A2	25/4072-24	308
1534899C1+			1537609C1	25/6425-56	231-233	182028A1	25/4073-14	308
1534909C1+			1537611C1	25/495-242	245,247,251	184299A1	25/153-167	85,87
1534910C1	25/860-309	288	1537612C1	25/495-241	245,247,251	185106C91	25/479-14	191
1534903C1+			1537615C1	25/585-50	253	185631A1	25/200-60	165,169,171
1534899C1+			1537617C1	25/580-10	225,253	185631A2	25/200-60	165,169,171
1534900C1+			1537618C1	25/6407-37	228-230	186489A1	25/154-167	85,87
1534904C1	25/860-306	288	1537621C1	25/6450-65	231	187110A1	25/1955-885	153
1534904C1+			1537622C1	25/6462-37	228-230	187140A1	25/1913-164	157
1534899C1+			1537625C1	25/353-35	226,227	187471A1	60/161-164	123,128
1534900C1+			1537627C1	25/361-15	226,227	187472A1	60/162-164	123,124,128
1534903C1	25/860-306	288	1537634C1	25/6403-13	225,239	188590A1	62/920-122	284
1534905C1+			1537637C1	25/6402-30	225	188842A1	25/580-9	253
1534899C1+			1537640C1	25/6413-6	228-230	189330A1	62/930-13	272,274
1534900C1+			1537641C1	25/6408-49	228-230	189330A1	62/930-140	272,274
1534906C1	25/860-307	288	1537644C1	25/6438-16	236	189447A2	25/870-33	292
1534906C1+			1537645C1	25/445-9	228,23	190029A4	25/4016-20T	314,318
1534899C1+			1537649C1	25/6430-25	234,235	190030A4	25/4015-20T	314,318
1534900C1+			1537681C1	25/6418-8	238	190034A4	25/4001-20	314
1534905C1	25/860-307	288	1537682C1	25/6429-1	238	190034A5	25/4001-20	314
1534907C1+			1537839C1	25/6447-13	238	191259A2	25/221-60	165,169,174
1534899C1+			1537868C1	25/6430-30	234,235	191260A1	25/212-36	165,172
1534900C1+			1537869C1	25/6431-30	234	191299A1	25/416-29	185
1534908C1	25/860-308	288	1537872C1	25/491-26	241,25	192001A2	25/4043-18T	314,318
1534908C1+			1538016C1	25/497-222	241,252	192002A2	25/4045-18T	314,318
1534899C1+			1539022C1	25/200-51	163,17	192003A5	25/4039-30	314,318
1534900C1+			1541701C1	25/441-24	217	192004A4	25/4039-31	314,318
1534907C1	25/860-308	288	1546461C1	25/186-22	139	192004A5	25/4039-31	314,318
1534909C1+			1546461C2	25/186-22	139	192036A1	70/1987-22	295
1534899C1+			1546817C2	25/4038-8	311	192708A1	25/440-10	239
1534900C1+			1546818C2	25/4039-8	311	1930181(X3)	25/3-67	16
1534910C1	25/860-309	288	1547442C1	25/107-21	95	1930181(X4)	25/3-84	16
			15943DA	25/476-12	191	1930182(X3)	25/3-67A	16

Les références des pièces sont indicatives.  
Nos pièces ne sont pas d'origine

Part numbers are quoted for reference purposes only.  
Our parts and accessories are not original.





REFERENCES INTERCHANGEABLES  
CROSS REFERENCES

OEM OEM	Réf. Ref.	Page Page	OEM OEM	Réf. Ref.	Page Page	OEM OEM	Réf. Ref.	Page Page
1930182(X4)	25/3-84A	16	1964245C1	25/352-25	226,227	1966295C1(X4)	25/2-106A	18
1930183(X3)	25/3-67B	16	1964252C1	25/462-60	194	1966298C1(X5)+		
1930183(X4)	25/3-84B	16	1964258C1	25/6452-5	211	1966295C1(X5)	25/2-107A	18
1930201(X3)	25/3-68	16	1964258C1	25/6452-63	201	1966299C1(X4)+		
1930201(X4)	25/3-85	16	1964535C2	25/961-2	149	1966296C1(X4)	25/2-106B	18
1930202(X3)	25/3-68A	16	1964538C1	25/962-35	143	1966299C1(X5)+		
1930202(X4)	25/3-85A	16	1964651C1+			1966296C1(X5)	25/2-107B	18
1930203(X3)	25/3-68B	16	1964835C1	25/967-108	151	1966300C1(X6)	25/3-106	18
1930203(X4)	25/3-85B	16	1964744C1	25/1912-164	157	1966300C1(X8)	25/3-107	18
1930812(X4)	25/2-67	16	1964745C1	25/1912-163	157	1966301C1(X6)	25/3-106A	18
1930812(X5)	25/2-84	16	1964831C2	25/951-18	145	1966301C1(X8)	25/3-107A	18
1930813(X4)	25/2-67A	16	1964831C2	25/951-33	145	1966302C1(X6)	25/3-106B	18
1930813(X5)	25/2-84A	16	1964835C1+			1966302C1(X8)	25/3-107B	18
1930814(X4)	25/2-67B	16	1964651C1	25/967-108	151	1966393C1	25/43-87	52
1930814(X5)	25/2-84B	16	1964848C1	25/1884-91	150	1966435C1	25/42-87	52
193137A2	25/740-32	268	1964853C1	25/1970-4	151	1966437C1	25/34-281	40,41
193149A1	25/746-12	268	1964878C2	25/189-47	152	1966438C1	25/32-281	40,41
193373A1	25/417-63	184,185	1964883C2	25/189-48	152	1966442C1	25/73-142A	61
193432A1	62/930-202	274	1964884C2	25/189-47	152	1966443C1	25/73-142B	61
193432A2	62/930-202	274	1964937C1	25/1918-100	154	1966444C1	25/73-142D	61
193855A2	25/172-101	136	1964938C1	25/1918-101	154	1966466C1	25/28-106	18
194114A1+			1964945C3	25/962-25	142	1966512C1	25/144-139	80,82
245916C1	25/967-105	151	1964945C4	25/962-25	142	1966513C1	25/144-138	80,82
195215A1	25/6403-62	225,239	1964980C2	25/189-48	152	1966515C1	60/111-5	105-118,120,121, 124,125,128
1954221C3	25/702-48	266	1964989C1	25/1971-4	151			
1954223C2	25/702-7	267	1965053C2	25/107-27	94	1966518C1	25/100-59	73
1958611C4	25/844-45RH	286	1965062C1	25/107-38	94	1966539C1	25/117-202	71
1958612C2	25/844-45LH	286	1965067C1	25/107-30	94	1966553C1	60/240-94	131,134
1961058C2	25/200-120	166,169,171	1965088C1	25/108-59	96	1966557C1	25/231-72	166,168
1962381C1	25/177-20	138	1965646C2	25/702-66	266	1966557C1	25/231-142	166,169
1963855C1	25/352-25	226,227	1965995C91	25/740-20	268	1966559C1	25/365-4	226,227
1963858C1	25/462-60	194	1965996C9	25/1101-12K	266	1966566C1	25/441-8	210,239
1964053C1	25/200-53	162,169,170	1966001C1	25/42-87	52	1966574C1	25/346-16	226,227
1964053EX	25/200-53	162,169,170	1966038C1	25/6425-42	231	1966602C1	25/6401-23	236
1964054C1	25/200-55	162,164,169,170	1966042C1	25/6451-84	231	1966603C1	25/384-14	236
1964054EX	25/200-55	162,164,169,170	1966043C1	25/352-7	207	1966604C1	25/361-15	226,227
1964055C1	25/200-116	165,169,171	1966125C1	25/497-150	245,247,251	1966616C1	25/230-308	166,169
1964055EX	25/200-116	165,169,171	1966127C1	25/497-151	245-247,251	1966618C1	25/231-143	166,169
1964057C1	25/200-60	165,169,171	1966128C1	25/495-188	245,246,251	1966643C1	25/6436-12	234
1964059C1	25/200-121	165,169,171	1966129C1	25/495-189	245,246,251	1966647C1(X4)	25/6-106	18
1964060C1	25/200-120	166,169,171	1966145C1	25/6438-19	236	1966692C1	25/11-106	18
1964060C2	25/200-120	166,169,171	1966149C2	25/6461-1	198,206,225	1966693C1	25/13-106	18,169
1964060EX	25/200-120	166,169,171	1966149C2	25/6461-2	214	1966894C1	25/352-29	227
1964061C1	25/200-121	165,169,171	1966150C1	25/495-187	242,245,248,250	1966927C1	25/958-56	147
1964061EX	25/200-121	165,169,171	1966151C1	25/495-186	242,25	1966928C1	25/953-18	146
1964072C1	25/324-17	186	1966164C1	25/6462-53	228	1966929C1	25/951-17	145
1964088C1	25/212-32	164,172	1966169C1	25/6410-41	201,228-230	1966930C1	25/950-10	145
1964089C1	25/212-36	165,172	1966186C1	25/6462-35	222-224	1966930C1	25/950-52	145
1964090C1	25/212-38	165,166,169,172	1966187C1	25/6453-118	231	1966952C1	25/1919-96	154,155,158
1964139C1	25/412-27	183	1966188C1	25/6453-119	231	1966953C1	25/1913-190	158
1964142C1	25/372-21	190	1966189C1	25/6453-120	231	1966964C1	60/162-38	118,128
1964146C1	25/221-53	162,169,173	1966191C1	25/6407-39	222-224	1966965C1	60/161-38	118,128
1964146C1	25/221-53E	162,173	1966191C1	25/6407-39	222-224	1966998C1	25/441-8	210,239
1964146EX	25/221-53	162,169,173	1966194C1	25/355-28	226,227	1967011C1	25/72-49	54
1964148C1	25/212-12	162,164,172	1966195C1	25/6407-106	228	1967013C1	25/72-50	54
1964148EX	25/212-12	162,164,172	1966201C1	25/6408-49	228-230	1967014C1	25/71-49	54
1964150C1	25/221-55	162,164,165,173	1966202C1	25/6430-29	234	1967014C2	25/71-49	54
1964150EX	25/221-55	162,164,165,173	1966206C1	25/6433-17	234	1967014C3	25/71-49	54
1964154C1	25/221-116	165,169,174	1966208C1	25/6425-55	231	1967500C1	25/497-182	242,251
1964154EX	25/221-116	165,169,174	1966215C1	25/486-78	224	1967535C1	25/6462-38	228,229
1964156C1	25/420-17	182	1966269C1	25/6431-29	234	1967535C1	25/6462-38	228,229
1964167C1	25/403-14	182	1966279C1	60/97-36	118,124,128	1967554C1	25/6403-7	212,239
1964168C1	25/403-13	182	1966294C1(X4)+			1967581C1	25/551-19	180
1964185C1	25/403-14	182	1966297C1(X4)	25/2-106	18	1967605C1	25/6407-47	222,223
1964205C1	25/412-17	183	1966294C1(X5)+			1967699C1	25/959-3	147
1964205C1	25/412-17	183	1966297C1(X5)	25/2-107	18	1967776C1	25/1918-189	158
1964217C1	25/6464-1	198	1966295C1(X4)+			1967790C1	25/103-15	92
1964223C1	25/221-58	164,174	1966298C1(X4)	25/2-106A	18	1967795C1	25/181-30	152
1964223C2	25/221-58	164,174	1966295C1(X5)+			1967851C1	69/566-131	255
1964224C1	25/221-58	164,174	1966298C1(X5)	25/2-107A	18	1967852C1	69/565-56	255
1964224EX	25/221-58	164,174	1966296C1(X4)+			1967852C1	69/565-56	255
1964232C1	25/6467-1	202	1966299C1(X4)	25/2-106B	18	1967872C1	25/172-104	137
1964233C1	25/6467-2	202	1966296C1(X5)+			1967900C1	25/186-20	139
1964234C1	25/6467-3	202	1966299C1(X5)	25/2-107B	18	1967900C1	25/186-20	139
1964235C2	25/6408-78	201	1966297C1(X4)+			1967936C1	25/497-189	242,251
1964236C1	25/6408-19	201	1966294C1(X4)	25/2-106	18	1967937C1	25/497-190	242,251
1964238C1	25/6451-35	231-233	1966297C1(X5)+			1967974C1	25/497-187	242,251
1964243C1	25/6451-26	231-233	1966294C1(X5)	25/2-107	18	1967975C1	25/497-183	242,251
1964245C1	25/352-7	207	1966298C1(X4)+			1967976C1	25/497-188	242,251

Les références des pièces sont indicatives.  
Nos pièces ne sont pas d'origine

Part numbers are quoted for reference purposes only.  
Our parts and accessories are not original.



"THE RELIABLE SERVICE"





REFERENCES INTERCHANGEABLES  
CROSS REFERENCES

OEM OEM	Réf. Ref.	Page Page	OEM OEM	Réf. Ref.	Page Page	OEM OEM	Réf. Ref.	Page Page
1968356C1	25/221-60	165,169,174	1984949C1	63/1955-410	152,153	2222K	25/460-21	194
1968356EX	25/221-60	165,169,174	1986961C1	69/565-22	254	2223K	25/460-22	194
1968450C1	25/6402-32	202	1986962C1	69/565-23	254	222421A1	60/161-92	121-123,127,128
1968451C1	25/6459-1	198	1986962C1	69/565-23	254	222422A1	60/162-92	121-123,128
1968452C1	25/6402-33	202	1986962C1	69/566-23	254	222890A5	25/150-157	99
1968454C1	25/6402-35	202	1986963C1	69/565-4	254	223807A1	25/200-307	167,169,171
1968455C1	25/6459-3	198	1986963C1	69/566-4	254	223808A1	25/221-183	167,169,175
1968463C1	25/497-60	244,251	1986964C1	69/565-8	254	223816A1	25/221-182	167,169,175
1968464C1	25/495-60	244,251	1987397C2	25/961-2	149	224072A1	25/700-40	266
1968468C1	25/497-60	244,251	1987422C1	25/958-52	148	224249A2	25/740-56	268
1968469C1	25/495-264	244,251	1987424C1	25/950-33	145	224250A1	25/760-67	270
1968473C1	25/495-263	244,251	1987452C1	25/965-29	144	224250A2	25/760-67	270
196955A1	60/240-124	131,133,134	1987599C2	25/172-100	136	224251A1	25/760-68	270
1970820C1	25/177-21	138	1989749C1	63/1980-66	294	224251A2	25/760-68	270
1970876C3	25/231-110	163,166,169	1989749C2	63/1980-66	294	224496A1	25/231-307	167,169
1970910C1	25/177-22	138	1990756C1	82/9202-501	304	224621A1	25/1918-103	155
1971050C1	25/324-4	186	1990756C2	82/9202-501	304	224621A2	25/1918-103	155
1971138C1	25/410-16	187	1990758C2	82/9202-402	303	224622A1	25/1918-102	155
1971204C1	70/4170-91	296,297	1995034C1	25/303-30	181	224622A2	25/1918-102	155
1971235C2	25/870-31	291	1995365C1	25/423-27	184	224728A1	25/1919-96	154,155,158
197168A1	25/953-20	146	1995414C1	25/6450-18	231	224729A1	25/874-23	290,291
1971728C1	60/641-16	131,133,134	1995414C1	25/6450-18	231	224730A1	70/4170-96	297
1974000C3	25/701-41	266	1996191C1	25/6407-39	222-224	224736A1	70/4170-95	297
1974779C1	25/1988-1	305	1997422C1	25/417-55	184,185	224814A4	25/153-173	85,86,88
1975195C1	25/4020-21	308	1997715C1	25/495-67	245,251	224814A5	25/153-172	85,87
1975266C1	69/906-5	261	1997719C1	25/341-28	199	226301A1	25/410-12	187,188
1975287C1	25/409-56	189	1997907C1	25/317-59	180	226384A1	25/105-30	93
1975554C1	25/6402-16	212	1998193C4	25/700-71	267	226756A1	25/154-187	86,88
1975555C1	25/6405-19	212	1999625C2	25/4029-4	311	226756A2	25/154-187	86,88
1975556C1	25/6405-37	212	1999626C2	25/4025-4	311	226823A1	25/303-30	181
1975557C1	25/6402-24	212	1999755C2	82/9202-103	302	228316A1	25/144-422	83
1975558C1	25/6405-20	212	1999755C3	82/9202-103	302	228332A2	25/144-192	80,82
1975561C1	25/6404-14	212,219	1-99-976-015	25/876-24	292	229108A1	25/6403-102	237,239
1975562C1	25/6403-16	219,239	1-99-976-036	25/871-43	292	229301A1	62/920-122	284
1975563C1	25/6403-101	219,239	1-99-976-061	25/870-60	292	230428A3	62/930-13	272,274
1975565C1	25/6405-39	219	1-99-976-064	25/874-27	292	230428A3	62/930-140	272,274
1975567C1	25/6405-36	212	1-99-976-065	25/874-28	292	231014A1	25/6450-34	232
1975568C1	25/6402-20	219	1-99-976-066	25/870-34	292	231131A2	25/701-41	266
1975569C1	25/6405-27	219	1-99-976-069	25/876-25	292	231262A1	25/187-30	141
1975570C1	25/6402-28	219	1-99-976-071	25/870-108	292	231295A1	62/920-121	283
1975571C1	25/6405-28	219	1999925C1	25/962-32	142	232448A1	25/189-54	153
1975572C1	25/6405-25	219	20-2360T91	62/920-166	282	232448A2	25/189-54	153
1975573C1	25/6405-26	219	202518C91	25/463-58	194	232449A1	25/189-53	153
1975574C1	25/6405-29	219	202519C1	25/463-58	194	232449A2	25/189-53	153
1975575C1	25/6405-40	219	21472R1	25/416-8	184,185	232948A1	25/962-32	142
1975576C1	25/6405-30	219	215169A1	25/111-63	121-123,128	234969A1	25/4004-3	310
1975596C1	25/6592-1	205	217592A1	60/97-27	108,120,121,	234976A1	25/874-25	291
1975679C1	25/6586-1	205			122,128	234986A1	62/930-81	275
1975680C1+			217657A1	60/97-3	121-123,128	234986A1	62/930-181	275
1975682C1	25/585-40	205	218039A1	25/143-65	91	234987A1	62/930-80	276
1975681C1	25/6587-1	205	218100A1	60/111-63	121-123,128	234987A1	62/930-82	276
1975682C1+			218271A1	25/13-86	15,169	234987A1	62/930-200	276
1975680C1	25/585-40	205	218284A1	25/2-88	15	234994A1	25/954-20	146
197608R1+			218285A1	25/2-88A	15	235101A1	25/196-18	176
313814R91	25/353-8	207	218286A1	25/2-88B	15	235414A1	25/144-194	80
1976934C1	60/240-70	131,133,134	218287A1	25/2-88C	15	235838A1	25/167-42	102
1976934C3	60/240-70	131,133,134	218292A1(X2)+			235912A1	25/154-168	85,87
1976934C5	60/240-70	131,133,134	218294A1(X2)	25/6-88	15	236194A1	70/1987-56	295
197714C1	25/495-68	245,251	218294A1(X2)+			236623A2	25/700-48	266
1977416C1	25/872-44	291,292	218292A1(X2)	25/6-88	15	236624A1	25/703-49	266
1977521C1	25/954-19	146	218349A1	25/60-9	74	236625A1	25/707-48	266
1977959C1	82/9202-101	302	218369A1	25/83-18	49	236626A1	25/704-48	266
1980449C6	25/7600-26	261	218370A1	25/82-18	49	236687A1	60/161-92	121-123,127,128
1980449C7	25/7600-26	261	218375A1	25/11-88	15	237399A4	25/172-110	137
1981084C1	25/6403-103	237,239	218386A1	25/88-12	68	237399A5	25/172-110	137
1981934C1	25/4073-36	311,312	218497A1	25/15-32	15	238027A2	25/701-48	266
1981988C1	25/703-11	267	218509A1	25/144-143	80,82	238082A1	25/186-24	139
1983207C1	25/953-19	146	218520A1	60/97-27	108,120,121,	238215A3	25/144-415	82
1983207C2	25/953-19	146			122,128	238520A2	25/4004-18T	318
1983265C1	25/1913-162	157	218548A1	25/147-66	91	238520A3	25/4004-18T	318
1983266C1	25/1913-163	157	218627A1	25/3-88	15	238-5227	25/147-71	90
1984559C1	25/872-73	291	218628A1	25/3-88A	15	238-5264	25/416-55	184
1984811C1	25/200-308	166,169,171	218629A1	25/3-88B	15	238-5273	25/416-28	184,185
1984812C1	25/221-184	166,175	218630A1	25/3-88C	15	238-5277	25/416-27	184,185
1984813C1	25/212-39	166,169,172	218648A1	60/97-3	121-123,128	238-5278	25/416-56	184
1984880C1	25/181-30	152	220271A1	25/560-39	258	238-5367	25/416-9	184,185
1984938C1	25/6408-49	228-230	220448A6	25/409-60	189	238-6267	25/416-8	184,185
1984941C1	25/961-14	149	222114A1	25/874-24	291	238-6274	25/416-36	184
1984945C1	25/361-15	226,227	2221K	25/460-20	193	238661R91+		

Les références des pièces sont indicatives.  
Nos pièces ne sont pas d'origine

Part numbers are quoted for reference purposes only.  
Our parts and accessories are not original.



REFERENCES INTERCHANGEABLES  
CROSS REFERENCES

OEM OEM	Réf. Ref.	Page Page	OEM OEM	Réf. Ref.	Page Page	OEM OEM	Réf. Ref.	Page Page
54538H	25/6410-48	217	253194A1	25/196-18	176	295151A1	25/6407-38	228,229
238682A3	25/4001-19	314,318	253697A2	25/740-32	268	295810A1	25/11-86	15
238990A1	25/144-146	80	254335A1	25/154-168	85,87	295870A1	25/167-43	102
239750A3	25/108-70	97	255024A1	25/4001-14	314,318	295877A1	25/2-86A	15
240717A5	25/172-109	137	255195A1	70/4170-94	297	295878A1	25/2-86B	15
241417A2	25/760-66	270	255402A1	25/144-425	83	295879A1	25/2-86C	15
241417A3	25/760-66	270	255682A1	25/154-188	86,88	295976A1	25/100-104	73
241895A2	25/144-167	82	255682A2	25/154-188	86,88	296086A1	25/83-17	49
242232A1	60/240-109	132,134	255683A2	25/154-189	86,88	296141A1	25/84-17	49
243319A5	25/172-108	137	257281A1	25/153-187	86,88	296142A1	25/100-103	73
243372A1	25/144-177	83	257281A2	25/153-187	86,88	296149A1	25/28-86	15
243373A1	25/144-179	83	257349A1	25/105-39	93	296150A1(X2)+		
243803A1	25/180-19	140	257933A1	25/4114-25	301	296151A1(X2)	25/6-86	15
243803A2	25/180-19	140	257934A1	25/4114-26	301	296151A1(X2)+		
243968A1	60/161-217	127,128	258425A1	25/962-35	143	296150A1(X2)	25/6-86	15
243969A1	60/162-217	127,128	258749A4	25/154-172	85,87	296157A1	25/36-272	34,35
244024A1	25/962-29	143	259110A1	25/172-100	136	296159A1	25/43-83	48
244778A1	70/1987-53	295	259111A1	25/172-99	136	296160A1	25/42-83	48
245301A1	25/711-5	267	259288A1	60/4200-49	135	296161A1	25/45-83	48
245531C91	62/920-4	280	259289A1	25/144-144	80,82	296202A1	25/17-136	14
245558A1	25/172-95	137	259720A1	62/930-183	274	296216A1	25/74-136	58
245558A2	25/172-95	137	259816A1	25/1912-165	157	296217A1	25/73-136	58
245908C1+			26963R1	25/457-5	195	296218A1	25/66-26	101
245916C1	25/967-105	151	2700/01101	25/6407-107	229	296223A1	25/66-27	101
245909C1+			277016A1	25/186-23	139	296235A1	25/82-17	49
245917C1	25/967-106	151	277106A1	25/105-30	93	296240A1	25/90-71	66
245910C1+			277311A1	60/641-16	131,133,134	296241A1	25/75-136	58
245914C1	25/967-104	151	279265A2	25/962-24	143	296244A1	25/34-272	34,36
245911C1+			281126A2	25/172-96	137	296245A1	25/3-86	15
1328477C1	25/967-107	151	281587A1	25/81-18	49	296260A1	25/3-87	15
245914C1+			281656A1	25/131-227	77	296261A1	25/3-87A	15
245910C1	25/967-104	151	282759A1	25/703-67	266	296262A1	25/3-87B	15
245914C1+			282775A1	25/950-53	145	296263A1	25/3-87C	15
3221180R1	25/967-104	151	284335A2	25/700-72	267	296265A1	25/100-103	73
245916C1+			284335A3	25/700-72	267	296531A1	25/3-86A	15
194114A1	25/967-105	151	284776A1	25/958-53	148	296532A1	25/3-86B	15
245916C1+			284947A1	25/4071-30	314,318	296533A1	25/3-86C	15
245908C1	25/967-105	151	284947A2	25/4071-30	314,318	296641A1	25/34-273	34,36
245916C1+			285216A1	25/47-83	48	297017A1	25/851-13	299,3
3221208R1	25/967-105	151	285222A1	25/46-83	48	297024A1	25/853-10	299
245917C1+			291951A1	25/56-18	49	297024A2	25/853-10	299
245909C1	25/967-106	151	291962A1	25/54-6	48	297025A1	25/853-11	299
245917C1+			291981A1	25/75-135	58	297025A2	25/853-11	299
3402632R1	25/967-106	151	292009A1	25/72-135	58	297662A1	25/200-308	166,169,171
245927C93	62/930-52	274	29214H+			298033R91+		
246625A1	25/958-51	148	102161H	25/6410-22	210,217	107577R1	25/353-10	215
246625A2	25/958-51	148	292562A1	25/581-47	249,252	299508A1	25/73-129	56
247503A1	25/6425-27	233	292740A1	25/962-34	143	299582A1	25/72-136	58
247514A1	25/6407-114	224	293023A1	25/89-68	66	299643A1	60/161-211	121,128
247517A1	25/6450-32	233	293024A1	25/89-69	66	299647A1	25/73-137	57
247517A1	25/6450-32	233	293029A1	25/94-68	66	299652A1	25/852-2	298
247519A1	25/6407-48	230	293039A1	25/93-68	66	299671A1	25/130-216	76
247522A1	25/497-281	245,247,248,251	293041A1	25/36-274	34,35	299935A1	25/495-189	245,246,251
247523A1	25/495-245	247,248,251	293042A1	25/42-86	48	299939A1	25/13-97	14
247534A1	25/355-14	226,227	293043A1	25/43-86	48	299975A1	25/186-25	139
247543A1	25/6403-104	225,239	293047A1	25/46-84	48	299992A1	25/143-90	91
247546A1	25/6408-81	229,23	293124A1	25/45-85	48	300166A1	25/6462-52	229,23
247548A1	25/6430-26	235	293151A1	25/147-65	48	300167A1	25/6407-103	230
247550A1	25/6433-14	235	293171A1	25/90-68	66	301206A1	25/6410-44	228,23
247551A1	25/6431-24	235	293177A1	25/90-70	66	301206A1	25/6410-44	228,23
247553A1	25/451-17	235	293181A1	25/34-100	34,36	302643A1	25/495-285	248,252
247556A1	25/384-11	236	293182A1	25/47-85	48	302645A1	25/495-286	248,252
247877A1	25/6408-29	228	293183A1	25/47-84	48	3040152R92(X2)	25/421-16	182
247877A1	25/6408-29	228	293187A1	25/117-197	70	3040361R1	25/42-21	43
248124A1	60/4200-46	135	293248A1	25/221-45	163,166,169,173	3040412R91	25/221-39	161,173
248265A2	25/144-416	82	293493A1	25/28-88	15	3040871R91	25/117-51	69
248715A1	25/4000-54	311,312	293515A1	25/130-227	77	3040919R92	25/495-20	250
248716A1	25/4015-8	312	293624A1	25/581-40	249,252	3040920R92	25/496-14	240,25
248717A1	25/4016-8	312	293672A1	60/111-63	121-123,128	3040921R11	25/491-14	240,25
248718A1	25/4043-14	312	293751A1	25/42-85	48	3040922R92	25/492-14	240,25
248719A1	25/4045-14	312	293753A1	25/43-85	48	3041249R92	25/70-33	54
248720A1	25/4072-63	312	293758A1	25/117-196	70	3042303R92	25/143-15	90
248723A1	25/4031-14	312	293956A1	25/144-420	82	3042414R1	25/153-25	84,87
248724A1	25/4030-14	312	294169A1	25/6408-51	228,229	3042419R92	60/96-1	105-107,128
248725A1	25/4032-14	312	294292A1	60/161-212	123,128	3043283R92	60/96-1	105-107,128
248726A1	25/4033-14	312	294293A1	60/162-212	123,128	3043611R1	25/28-12	7,8
251142A1	70/4170-143	297	294462A1	25/144-421	82,83	3043825R1	25/43-21	43
252305A1	25/154-166	85,87	295151A1	25/355-32	227	3043872R91	25/463-13	193
252550A2	25/870-114	292	295151A1	25/6407-38	228,229	3044009R1	25/154-27	84,87
						3044239R1	25/44-13	44

Les références des pièces sont indicatives.  
Nos pièces ne sont pas d'origine

Part numbers are quoted for reference purposes only.  
Our parts and accessories are not original.



**REFERENCES INTERCHANGEABLES**  
**CROSS REFERENCES**

OEM OEM	Réf. Ref.	Page Page	OEM OEM	Réf. Ref.	Page Page	OEM OEM	Réf. Ref.	Page Page
3044240R1	25/45-13	44	3055133R1	25/15-23	10	3056879R11(X6)	25/3-26B	9
3044479R94	25/31-44	21	3055160R3	25/75-48	54	3056982R1	60/111-32	105,128
3044481R3	25/35-44	21,24	3055161R3	25/75-49	54	3057051R1	25/477-16	192
3044486R3	25/33-44	21,24	3055193R95	25/90-35	64	3057057R91	25/461-19	194
3044490R91	25/40-43	43	3055195R91	25/90-38	64	3057058R91	25/479-15	192
3044492R1	25/41-14	43	3055195R93	25/90-39	64	3057062R2	25/451-24	195
3044493R2	25/41-15	43	3055215R3	25/17-11	8	3057064R1	25/486-25	196
3044506R91	60/111-3	105-118,120,121, 124,125,128	3055228R91	60/97-4	106-109,111, 112,114,128	3057150R92	25/200-47	164,17
3044506R93	60/111-5	105-118,120,121, 124,125,128	3055228R92	60/97-4	106-109,111, 112,114,128	3057151R91	25/221-114	164,174
3045309R91	25/491-14	240,25	3055228R92	60/97-4	106-109,111, 112,114,128	3057151R92	25/221-114	164,174
3045309R96	25/491-14	240,25	3055229R91	60/97-11	107,111-116,128	3057159R92	25/514-25	197
304560A1	62/920-111	282	3055238R92	25/186-6	139	3057164R91	25/491-83	240,25
3046890R91	62/930-7	272	3055285R94	25/131-28	75	3057165R91	25/491-82	240,25
3046890R93	62/930-7	272	3055285R95	25/131-28	75	3057361R1	25/719-6	271
3046890R93	62/930-7	272	3055301R91	25/145-3	100	3057362R1	25/719-5	271
3047378R91	25/151-11	100	3055351R91(X3)	25/3-23	8,9	3057395R92	69/565-4	254
3047395R91	62/931-3	278	3055351R91(X4)	25/3-24	8,9	3057395R92	69/566-4	254
3047573R1	25/446-9	195	3055351R91(X6)	25/3-26	9	3057407R21	25/324-17	186
3047575R3	25/441-7	190	3055358R1	25/15-34	10	3057428R1	25/154-34	84,87
3047576R2	25/440-6	190	3055426R91	25/117-56	69	3057444R2	25/841-17	287
3047747R93	25/200-51	163,17	3055426R92	25/117-56	69	3057538R91	25/181-70	152
3047867R91	25/6407-107	229	3055428R92	25/117-57	69	3057539R91	25/181-69	152
3048523R1	25/33-42	21,24	3055431R91	25/230-9	162,164,165, 167,169	3057558R92	25/965-23	144
3048528R91	25/200-40	163,17	3055557R92	62/930-54	273	3057565R93	25/1918-10	154
3048529R91	25/221-40	163,173	3055715R1	25/144-24	79	3057574R93	25/172-91	136
304892A1	25/2-86	15	3055764R91	60/97-4	106-109,111, 112,114,128	3057575R91	25/180-7	140
3049871R91	62/910-1	280	3055765R91	60/97-11	107,111-116,128	3057609R1	25/686-17	264
3050149R92	25/34-111	19,2	3055776R11+	25/2-23C	9	3057609R2	25/686-17	264
3050150R92	25/34-112	19,2	3055776R11(X3)	25/2-23C	9	3057633R91	25/958-1	147
3051138R92	25/71-100	53	3055776R11+	25/2-24C	9	3057998R93	25/950-11	145
3051140R92	25/71-101	53	3055776R11(X4)	25/2-24C	9	3057998R93	25/950-20	145
3051142R92	25/71-102	53	3055776R11(X6)	25/2-26C	9	3058003R1	25/65-10	101
3051144R92	25/71-94	53	3055779R21(X3)+	25/2-23C	9	3058003R12	25/65-10	101
3051146R92	25/71-103	53	3055776R11	25/2-24C	9	3058005R2	25/167-37	102
3051148R92	25/71-95	53	3055779R21(X4)	25/2-26C	9	3058107R91	25/429-24	184
3051186R91	25/1934-2	154,156	3055776R11	25/2-24C	9	3058107R92	25/429-24	184
3051192R1	63/1955-245	154,156-158	3055779R21(X6)	25/2-26C	9	3058207R92	25/492-16	240,25
3051337R1	25/6457-3	206,22	3055779R21(X3)+	25/2-23C	9	3058213R92	25/495-23	240,25
3051413R1	25/26-16	7	3055779R21(X4)+	25/2-23C	9	3058213R93	25/495-23	240,25
3051599R91	25/1918-46	154	3055776R11	25/2-24C	9	3058214R91	25/497-12	240,25
3051600R91	25/1912-167	156	3055776R11	25/2-24C	9	3058222R92	25/530-25	197
3051601R91	25/1912-166	156	3055779R21(X6)+	25/2-24C	9	3058229R92	25/535-25	197
3052183R93	25/131-56	75	3055776R11	25/2-26C	9	3058245R91	25/1913-21	156
3052183R94	25/131-56	75	3055781R11(X3)	25/2-26C	9	3058254R1	25/440-8	239
3052681R1	25/6457-4	206,213	3055781R11(X4)	25/3-23C	9	3058254R1	25/440-8	239
3053387R91	25/961-3	149	3055781R11(X6)	25/3-24C	9	3058285R91	25/172-92	136
3053400R92	25/1920-2	160	3055987R3	25/3-26C	9	3058286R93	25/177-24	138
3054295R91	25/31-115	19,2	3055987R3	25/75-50	54	3058287R94	25/177-25	138
3054300R93	69/565-19	254	3055987R3	25/75-50	54	3058344R91	69/7600-15	260
3054380EX	25/221-123	161,175	3056820R11+	25/2-23A	9	3058404R93	25/212-13	164,172
3054380R91	25/221-123	161,175	3056820R11(X3)	25/2-23A	9	3058404R93	25/212-32	164,172
3054388R91	69/7600-6	260	3056820R11(X4)	25/2-24A	9	3058405R93	25/221-115	164,174
3054716R92	25/60-13	74	3056820R11+	25/2-24A	9	3058557R91	25/172-91	136
3055022R1	25/41-16	43	3056832R21(X6)	25/2-26A	9	3058667R92	25/962-48	141
3055022R1	25/41-16	43	3056832R21(X3)+	25/2-26A	9	3058673R91	25/221-178	162,175
3055027R24	25/90-35	64	3056832R21(X4)+	25/2-26A	9	3058676R91	25/221-112E	162,174
3055033R1+	25/26-24	8,9	3056820R11	25/2-23A	9	3058677R91	25/212-12	162,164,172
3055034R1	25/26-24	8,9	3056820R11	25/2-24A	9	3058768R92	70/1987-51	295
3055034R1+	25/26-24	8,9	3056834R11(X3)	25/2-24A	9	3058842R93	25/490-22	240,25
3055033R1	25/42-23	43	3056834R11(X4)	25/2-26A	9	3058855R91	25/420-16	182
3055055R2	25/43-23	43	3056834R11(X6)	25/3-23A	9	3059134R1	60/240-46	129-131,134
3055056R2	25/46-15	44	3056875R11+	25/3-24A	9	3059186R2	25/400-11	186
3055057R91	25/49-15	44	3056877R21(X3)	25/3-26A	9	3059186R3	25/400-11	186
3055059R91	25/45-15	44	3056877R21(X4)+	25/2-23B	9	3059214R93	25/221-47	164,173
3055060R1	25/45-15	44	3056875R11+	25/2-23B	9	3059214R94	25/221-47	164,173
3055129R21+	25/2-24	8,9	3056877R21(X4)	25/2-24B	9	3059246R2	60/97-12	105,106,111, 112,114-119,128
3055130R21(4X)	25/2-24	8,9	3056875R11+	25/2-24B	9	3059262R92	25/34-60	21-23,25
3055129R21+	25/2-23	8,9	3056877R21(X6)	25/2-26B	9	3059432R1	25/581-3	243,25
3055130R21(X3)	25/2-23	8,9	3056877R21(X3)+	25/2-26B	9	3059433R1	25/581-4	243,251
3055129R21+	25/2-26	9	3056875R11	25/2-23B	9	3059433R2	25/581-4	243,251
3055130R21(X6)	25/2-24	8,9	3056877R21(X4)+	25/2-23B	9	3059471R2	25/452-40	195
3055130R21(4X)+	25/2-24	8,9	3056875R11	25/2-24B	9	3059475R1	25/477-16	192
3055129R21	25/2-24	8,9	3056877R21(X6)+	25/2-24B	9	3059514R1	25/1-45	9
3055130R21(X3)+	25/2-23	8,9	3056875R11	25/2-26B	9	3059676R91	25/143-17	90
3055129R21	25/2-23	8,9	3056875R11	25/2-26B	9	3059676R91	25/143-17	90
3055130R21(X6)+	25/2-23	8,9	3056879R11(X3)	25/3-23B	9	3059676R92	25/143-17	90
3055129R21	25/2-26	9	3056879R11(X3)	25/3-23B	9	3059772R1	25/452-41	195
3055130R21(X6)+	25/2-26	9	3056879R11(X4)	25/3-24B	9	3059907R91	69/7600-7	260

Les références des pièces sont indicatives.  
Nos pièces ne sont pas d'origine

Part numbers are quoted for reference purposes only.  
Our parts and accessories are not original.



REFERENCES INTERCHANGEABLES  
CROSS REFERENCES

OEM OEM	Réf. Ref.	Page Page	OEM OEM	Réf. Ref.	Page Page	OEM OEM	Réf. Ref.	Page Page
3059921R1	25/164-17	102	3113033R91	62/939-13	278	3118179R1	25/47-5	48
3060464R1	25/144-23	79	3113038R91	62/931-8	278	3118186R1	25/74-26	58
306083R91	25/6407-107	229	3113074R91	63/1980-45	294	3118234R91	25/100-23	73
306084R91	25/6407-107	229	3113077R1	70/1987-9	295	3118272R1	25/75-135	58
3061214R91	25/25-42	22	3113329R1	25/144-25	79	3118299R1	25/60-10	74
3062380R91	62/940-5	278	3113466R91	70/4170-31	296	3118310R1	25/15-31	15
3062381R91	62/932-3	278	3113466R91	70/4170-31	296	3118371R91	62/933-3	278
3062381R91	62/932-3	278	3113554R2	25/4000-35	306	3118430R1	25/870-13	290
3062712R94	25/200-41	161,17	3113558R1	25/4012-24	306	3118657R1	25/4073-12	306
3062713R91	25/221-41	161,173	3113558R2	25/4012-24	306	3118695R1	25/4012-24	306
3062788R91	60/111-3	105-118,120,121, 124,125,128	3114017R1	25/4020-12	306	3118837R1	25/46-22	48
			31140R1	25/440-29	217	3119778R92	25/130-25	75
3063934R4	25/80-42	43	3114166R91	25/449-12	194	3120516R91	25/72-47	58
3064060R91	25/90-86	64	3114177R91	62/930-7	272	3121089R91	25/1918-3	154
3064170R91	25/420-16	182	31141R1	25/440-30	217	3121261R91	25/470-66	191
3064523R11(X4)+			3114409R92	25/187-19	141	3121270R91	25/470-67	191
708910R91	25/2-21	8,9	311446A1	25/497-245	247,248,251	3121363R1	25/484-3	196
3064523R12	25/7-16	7	31146R1	25/6438-8	220	3121378R2	25/165-32	103
3064970R91	25/151-11	100	3114775R91	25/34-42	21,25	3121413R91	25/150-74	98
3065125R2	25/147-74	90	3114778R91	25/34-44	21,25	3121414R91	25/150-74	98
3065127R1	25/141-9	78	3114822R91	62/939-8	278	3121414R92	25/150-74	98
3065127R91	25/141-9	78	3114946R91	25/372-13	190	3121414R93	25/150-74	98
3065129R1	25/153-27	84,87	3114947R91	25/372-12	190	3121425R91	25/449-13	194
3065130R1	25/153-26	84,87	3115569R2	60/162-16	105-115,118,128	3121426R91	25/449-13	194
3065132R92	25/130-25	75	311564A1	25/6407-101	228	3121506R92	25/221-44	163,166,173
3066610R92	25/101-22	72	311565A1	25/355-29	226	3121506R93	25/221-44	163,166,173
3066852R91	60/96-1	105-107,128	311565A1	25/6407-40	222-224	3121507R92	25/221-45	163,166,169,173
3067300R92	25/200-43	162,163,170	311566A1	25/355-28	226,227	3121507R95	25/221-45	163,166,169,173
3067300R92	25/200-43	162,163,170	311569A1	25/6408-49	228-230	3121964R1	25/762-20	269
3067300R92	25/200-310	162,171	3116146R91	25/4114-22	301	3121964R4	25/762-20	269
3068655R91	60/96-1	105-107,128	3116147R91	25/4114-17	301	3121965R1	25/762-21	269
3069205R91	60/111-3	105-118,120,121, 124,125,128	3116321R93	25/497-222	241,252	3121965R3	25/762-21	269
			3116406R3	25/495-22	241,25	3123040R1	25/870-13	290
3069304R91	25/6407-107	229	3116407R2	25/497-11	241,25	3123043R1	25/4047-12	306
3069610R1	25/112-1	127	3116407R2	25/497-11	241,25	3123655R1	25/4047-12	306
306975R91	60/111-3	105-118,120,121, 124,125,128	3116407R3	25/497-11	241,25	3123835R1	25/871-10	290
			3116407R4	25/497-11	241,25	3123869R1	25/165-32	103
			3116609R92	60/97-9	105-115,118,119, 125,126,128	3123901R1	25/409-15	189
3069767R1	25/74-25	54				3124479R93	62/940-11	278
3069987R91	25/371-11	190				3124626R1	60/161-15	105,106,108,110, 111,113,128
3070055R91	25/479-13	191	3116664R2	25/154-30	84,87			
3070536R11(X4)	25/3-21	8,9	3116665R2	25/153-30	84,87			
3070537R11(X4)	25/3-21C	9	3116683R91	62/930-5	272	3125132R92	62/920-4	280
3070539R91(X4)	25/3-21A	9	3116685R1	25/144-24	79	3125147R1	25/316-16	179
3070546R91	25/3-21	8,9	3116725R91	25/761-23	269	3125171R1	25/495-22	241,25
3070635R91	25/231-10	161-163	311756A1	25/42-84	48	3125171R2	25/495-22	241,25
3070635R91	25/231-144	162	311759A1	25/45-84	48	3125171R2	25/495-22	241,25
3072092R91	25/13-14	8	311761A1	25/43-84	48	3125171R2	25/495-22	241,25
3072122R94	25/187-19	141	311766A1	25/73-135	58	3125199R2	60/161-16	105-115,118,128
3072562R91	25/181-17	152	3117750R91	62/939-5	278	3125203R1	63/1980-45	294
3072947R91	25/181-17	152	3117750R91	62/939-5	278	3125203R91	63/1980-45	294
3072951R91	25/180-8	140	311781A1	25/130-228	77	3125204R91	70/1987-18	295
3073787R1	25/180-18	140	311792A1	25/71-135	58	3125205R1	70/1987-18	295
3074756R1	25/704-12	267	311793A1	25/72-135	58	3125205R91	70/1987-18	295
3074827R91	25/221-43	162,163,173	3118137R1	25/3-22B	15	3125249R1	25/144-26	79,8
3074827R91	25/221-186	162,175	3118151R1	25/2-22A	15	3125251R1	60/161-16	105-115,118,128
3076115R1	63/1955-410	152,153	3118074R91	25/850-8	298	3125253R1	60/162-16	105-115,118,128
3084191M1	25/6438-6	213,22	3118077R91	25/851-15	298	3125255R1	60/162-17	109-115,118, 119,128
308873A1	25/640-15	254-256	3118119R1	60/97-27	108,120,121, 122,128			
309135A1	60/161-60	119,128				3125257R91	25/309-6	179
3106877R91	25/372-14	190	3118123R91	25/72-47	58	3125322R2	25/317-15	179
3108650R91	25/11-16	8	3118124R91	25/71-47	58	3125342R2	60/161-17	109-115,118, 119,128
3108790R91	25/221-51	163,173	3118125R91	25/130-26	77			
3108790R91	25/221-51E	163,173	3118126R91	25/131-26	77	3125386R1	25/4002-2	307
3109131R91	62/940-4	278	3118127R1	25/143-16	91	3125387R1	25/4015-2	307
3109792R92	25/165-30	103	3118128R91	25/11-17	15	3125388R1	25/4016-2	307
3109793R92	25/165-30	103	3118131R1	25/34-61	34,36	3125391R1	25/4040-3	307
311043A1	25/74-135	58	3118132R1	25/43-22	48	3125392R1	25/4041-5	307
3110452R91	60/96-1	105-107,128	3118133R1	25/45-14	48	3125395R1	25/4074-3	307
3110452R91	60/96-1	105-107,128	3118134R1	25/44-14	48	3125396R1	25/4075-3	307
3110995R91	25/1-54	8	3118135R1	25/3-22	15	3125411R91	25/4072-22	307
3111040R91	62/940-7	278	3118150R1	25/2-22	15	3125412R1	25/4072-22	307
3111424R91	25/151-11	100	3118150R1	25/2-88	15	3125425R1	25/870-14	290
3112067R1	25/153-28	84,87	3118151R1	25/2-88A	15	3125426R91	25/851-16	298
3112068R1	25/154-27	84,87	3118152R1	25/2-88B	15	3125457R1	25/4035-1	307
3112460R91	70/4170-26	296	3118153R1	25/2-88C	15	3125458R1	25/4034-1	307
3112461R91	70/4170-27	296	3118164R1	25/85-17	68	3125459R1	25/4037-1	307
3112805R91	25/60-9	74	3118170R91	25/33-61	34,35	3125460R1	25/4036-1	307
3112806R1	25/107-19	94	3118173R1	25/73-47	58	3125551R1	25/107-16	94
3113029R91	62/934-1	278	3118178R1	25/47-5	48	3125552R1	25/107-16	94

Les références des pièces sont indicatives.  
Nos pièces ne sont pas d'origine

Part numbers are quoted for reference purposes only.  
Our parts and accessories are not original.





REFERENCES INTERCHANGEABLES  
CROSS REFERENCES

OEM OEM	Réf. Ref.	Page Page	OEM OEM	Réf. Ref.	Page Page	OEM OEM	Réf. Ref.	Page Page
3125788R1	25/165-32	103	3132741R94	25/130-59	75	3136458R91	60/97-4	106-109,111, 112,114,128
3125824R1	25/411-14	187	3132741R94	25/130-59E	75	3136459R91	60/97-11	107,111-116,128
3127956R1	25/180-18	140	3132832R92	25/90-35	64	3136460R91	60/97-12	105,106,111,112, 114-119,128
3129031R91	25/186-6	139	3132968R93	25/1-55	8			
3129035R1	25/181-18	152	3133233R1	25/440-8	239			
3129139R1	25/144-25	79	3133521R1	25/6403-122	239	3136460R92	60/97-12	105,106,111,112, 114-119,128
3129140R1	25/144-26	79,8	3134146R1	25/151-13	100			
3129384R1	62/931-5	278	3134185R91	25/221-59	165,174	3136609R91	25/959-2	147
3129384R1	62/931-5	278	3134211R2	25/6445-3	220	3136609R92	25/959-2	147
3129643R91	25/410-13	187	3134217R1	25/6425-2	218	3136798R99	25/71-48	54
3129712R1	25/107-18	94	3134240R91	25/497-24	244,252	3136799R98	25/71-49	54
3129713R1	25/107-18	94	3134240R92	25/497-24	244,252	3136799R99	25/71-49	54
3129724R1	25/107-20	94	3134245R1	25/6434-16	213	3136799R99	25/71-49	54
3129725R1	25/107-16	94	3134273R1	25/6461-1	198,206,225	3136801R99	25/71-50	54
3129788R1	25/409-51	189	3134290R1	25/348-6	216	3136802R99	25/72-48	54
3129788R2	25/409-51	189	3134319R1	25/346-2	207	3136813R99	25/72-49	54
3129799R92	25/228-4	178	3134335R91	25/581-11	243,25	3136813R99	25/72-49	54
3129800R92	25/228-4	178	3134496R91(X2)	25/421-16	182	3136817R99	25/72-50	54
3129807R92	25/226-4	178	3134497R91(X2)	25/421-15	182	3136817R99	25/72-50	54
3129834R1	25/221-46	163,166,173	3134506R1	25/153-33	84,87	3136851R1	25/954-17	146
3129851R91	62/920-10	280,282	3134507R1	25/153-34	84,87	3136852R1	25/950-18	146
3130450R1	25/6403-122	239	3134564R1	25/687-16	264	3136858R11	25/231-15	161,162,164,165
3131012R31	25/450-19	194	3134564R2	25/687-16	264	3136915R2	25/43-25	43
3131013R1	25/461-22	194	3134564R3	25/687-16	264	3137273R91	25/107-31	94
3131014R1	25/464-4	194	3134565R1	25/683-16	264	3137474R2	25/105-11	93
3131016R3	25/492-22	240,25	3134664R91	25/420-16	182	3137538R2	25/446-11	195
3131021R1	25/491-22	240,25	3134665R91	25/420-13	182	3137660R1	25/704-11	267
3131021R2	25/491-22	240,25	3134665R92	25/420-13	182	3137666R97	25/200-56	164,169,171
3131024R1	25/492-22	240,25	3134666R92	25/420-15	182	3137677R3	25/221-56	164,173
3131026R2	25/495-23	240,25	3134666R93	25/420-15	182	313814R91+		
3131033R1	25/476-13	192	3134667R2(X2)	25/421-16	182	197608R1	25/353-8	207
3131038R1	25/164-44	102	3134668R3(X2)	25/421-15	182	3138428R91	60/111-3	105-118,120,121, 124,125,128
3131163R91	25/107-39	95	3134668R3(X2)	25/421-15	182			
3131226R91	25/961-3	149	3134669R2	25/421-17	182	3138641R1	25/74-27	54
3131227R1	63/1955-382	154-158	3134715R4	25/686-16	264	3138641R1	25/74-27	54
3131234R1	63/1955-380	156-158	3134715R5	25/686-16	264	3138642R2	25/74-28	54
3131386R1	25/461-20	193	3134875R91	25/200-53	162,169,170	3138688R2	25/74-29	54
3131579R91	25/150-55	98	3134885EX	25/212-12	162,164,172	3138701R91	25/13-16	8,9,169
313163R91	69/905-5	261	3134885R2	25/212-12	162,164,172	3138751R94	25/71-28	54
3131660R1	25/683-17	264	3134885R91	25/212-12	162,164,172	3138751R95	25/71-28	54
3131661R1	25/687-17	264	3134885R92	25/212-12	162,164,172	3138751R96	25/71-28	54
3131889R92	25/177-24	138	3134891EX	25/221-178	162,175	3138834R1	25/59-8	10
3132018R2	25/28-14	8,9	3134891R91	25/221-178	162,175	3138935R1	25/144-27	79,81
3132022R92	60/97-4	106-109,111,112, 114,128	3134949R1	25/355-27	215	3138936R91	25/130-29E	75
			3134952R2	25/486-26	196	3138936R92	25/130-29	75
3132023R92	60/97-11	107,111-116,128	3134990R91	25/372-22	190	3138936R92	25/130-29	75
3132101R91(X4)	25/3-34	8,9	3135X062	25/35-274	34,35	3138936R93	25/130-29E	75
3132101R91(X6)	25/3-46	9	3136002R91	25/101-24	72	3138941R11	25/65-26	101
3132143R2	25/147-75	90	3136036R95	25/1-45	9	3138942R91	62/920-23	280
3132144R1	25/142-4	78	3136044R11	25/296-12	10	3138942R91	62/920-65	281
3132184R91	60/97-37	105,106,109,110,112, 115,118,119,128	3136044R41	25/296-12	10	3138942R91	62/920-84	280
			3136046R93	60/97-9	105-115,118,119, 125,126,128	3139076R92	60/240-113	129,130,134
3132197R1	25/112-5	127				3139586R95	25/31-64	21,23
3132275R1	60/111-16	105-121,126,128	3136053R92	25/130-28	75	3139587R3	25/35-62	21,23,24
3132362R1	25/48-15	44	3136053R92	25/130-28E	75	3139591R96	25/31-65	21-23
3132428R2	60/111-16	105-121,126,128	3136053R93	25/130-28	75	3139591R96	25/31-65	21-23
3132434R1	25/66-10	101	3136066R12	25/65-25	101	3139592R4	25/35-63	21-24
3132496R91	25/90-36	64	3136187R91	60/111-16	105-121,126,128	3139594R91	25/34-65	21-23,25
3132496R92	25/90-36	64	3136203R11(X4)	25/3-34A	9	3139819EX	25/200-112	161,162,171
3132673R2	25/186-6	139	3136203R11(X6)	25/3-46A	9	3139819R91	25/200-112	161,162,171
3132676R93	25/130-30	75	3136217R92	25/130-58E	75	3139821R91	25/200-112	161,162,171
3132676R93	25/130-30	75	3136217R93	25/130-58	75	3140005R1	25/743-8	268
3132676R93	25/130-30E	75	3136217R93	25/130-58E	75	3140022R91	25/181-19	152
3132697R91	25/100-24	72	3136248R1	25/167-34	102	3140076R93	25/470-76	192
3132697R92	25/100-24	72	313626A1	25/90-69	66	3140077R93	25/471-76	192
3132697R92	25/100-24	72	3136306R91	25/90-37	64	3140078R94	25/470-75	192
3132717R1	25/6050-1	92	3136329R11(X4)	25/3-34B	9	3140079R94	25/471-75	192
3132718R1	25/149-3	92	3136329R11(X6)	25/3-46B	9	3140082R1	25/485-21	196,206,214
3132719R1	25/142-6	78	313634A1	25/117-195	70	3140498R91	60/240-35	130,131,134
3132720R1	25/142-7	78	3136429R95	25/90-35	64	3140610R1	25/355-2	207
3132720R1	25/142-7	78	3136429R95	25/90-35E	64	3140666R91	25/352-8	198,207,226,227
3132737R93	60/97-12	105,106,111,112, 114-119,128	3136430R95	25/90-36	64	3140713R2	25/744-7	268
			3136430R95	25/90-36E	64	3140714R2	25/746-7	268
3132738R93	25/130-58	75	3136431R95	25/90-37	64	3140722R2	25/177-26	138
3132738R94	25/130-58	75	3136432R95	25/90-38	64	3140895R92	25/7611-1	261
3132739R93	25/130-28	75	3136432R95	25/90-38E	64	3140895R92	60/7611-1	261
3132739R94	25/130-28	75	3136433R95	25/90-39	64	3140943R1	25/497-24	244,252
3132741R93	25/130-59	75	3136433R95	25/90-39E	64	3140981R1	25/153-162	84,87
3132741R93	25/130-59E	75	3136445R92	25/90-39	64	3141013R91	25/841-18	287

Les références des pièces sont indicatives.  
Nos pièces ne sont pas d'origine

Part numbers are quoted for reference purposes only.  
Our parts and accessories are not original.



"THE RELIABLE SERVICE"





REFERENCES INTERCHANGEABLES  
CROSS REFERENCES

OEM OEM	Réf. Ref.	Page Page	OEM OEM	Réf. Ref.	Page Page	OEM OEM	Réf. Ref.	Page Page
3141044R91	25/200-59	165,169,171	3144876R92(X4)	25/3-25A	9	3146672R1+		
3141044R92	25/200-59	165,169,171	3144881R92(X4)	25/3-25B	9	3146665R1(X3)+		
3141044R93	25/200-59	165,169,171	3144907R91	62/920-38	280	3146674R1	72/6428-11KT	220,221
3141087R91	25/107-34	94	3144977R91	25/34-67	22,25	3146673R2	25/6435-4	220
3141102R92	25/961-22	149	3145061R91	25/371-16	190	3146674R1	25/6430-16	220
3141103R91	25/959-3	147	3145061R91	25/371-16	190	3146674R1+		
3141107R1	25/1884-27	150	3145248R93	69/565-4	254	3146672R1+		
3141137R2	25/167-35	102	3145248R93	69/566-4	254	3146665R1(X3)	72/6428-11KT	220,221
31411506R2	25/479-17	192	3145268R1	25/6678-13	262	3146675R1	25/6436-1	210,217
3141177EX	25/212-14	165,169,172	3145270R1	25/6682-19	262	3146678R91	25/6402-17	219
3141177R91	25/212-14	165,169,172	3145271R1	25/6679-20	262	3146679R91	25/6402-25	219
3141177R91	25/212-34	165,172	3145303R1	25/200-49	165,17	3146683R1	25/6402-12	218
3141185R91	25/221-59E	165,174	3145498R92	25/150-54	98	3146686R91	25/6408-27	217
3141217R91	25/959-3	147	3145498R93	25/150-54	98	3146686R92	25/6408-27	217
3141349R92	25/58-22	138	3145499R91	25/150-52	98	3146688R1	25/445-5	217
3141485R91	25/958-1	147	3145499R92	25/150-52	98	3146689R1	25/6408-79	217
3141506R2	25/480-17	193	3145546R91	25/422-64	184	3146693R1	25/6450-14	218
3141509R93	25/470-77	192	3145546R92	25/422-64	184	3146694R1	25/6453-26	218
3141510R93	25/471-77	192	3145548R1	25/423-8	184	3146695R1	25/6453-24	218
3141529R93	25/581-7	243,249,250	3145548R2	25/423-8	184	3146696R1	25/6453-22	218
3141530R91	25/581-5	243,25	3145559R91	25/410-60	187	3146697R1	25/6453-20	218
3141531R91	25/581-8	243,249,251	3145619R92	69/565-21	254	3146698R1	25/6453-18	218
3141532R92	25/581-6	243,251	3145624R9	25/165-34	103	3146699R1	25/6453-16	218
3141532R93	25/581-6	243,251	3145625R2	25/164-37	102	3146700R1	25/6453-15	218
3141552R1	25/177-26	138	3145826R1	25/107-33	94	3146701R1	25/6452-6	218
3141565EX	25/200-59	165,169,171	3145937R1	25/962-17	142	3146731R1	25/345-5	215
3141565R91	25/200-59	165,169,171	3145942R91	25/1912-27	156	3146733R1	25/497-23	244,252
3141565R92	25/200-59	165,169,171	3145943R91	25/1912-28	156	3146754R1	25/355-2	207
3141565R93	25/200-59	165,169,171	3145945R1	25/1913-27	156	3146927R1	60/161-18	107-109,111,113, 114,116,120,128
3141565R94	25/200-59	165,169,171	3145946R1	25/1913-28	156			115-117,121,128
3141567EX	25/221-59	165,174	3146035R91	25/581-14	249,251	3146939R1	60/161-35	115-117,121,128
3141567R93	25/221-59	165,174	3146035R92	25/581-14	249,251	3146939R1	60/161-35	115-117,121,128
3141567R93	25/221-59E	165,174	3146035R92	25/581-14	249,251	3147030R91	25/497-23	244,252
3141682R92	25/410-8	187	3146035R94	25/581-14	249,251	3147053EX	25/221-119	165,174
3141703R1	25/962-18	142	3146055R1	25/962-18	142	3147053R1	25/221-119	165,174
3141785R91	25/841-19	287	3146260R1	25/495-29	241,25	3147057EX	25/212-37	165,169,172
3141785R92	25/841-19	287	3146320R95	25/470-76	192	3147057R91	25/212-37	165,169,172
3141807R92	25/1101-12K	266	3146321R95	25/471-76	192	3147057R92	25/212-37	165,169,172
3141807R92	25/1101-12K	266	3146322R95	25/470-75	192	3147137R1	25/962-14	141
3141932R91	25/413-9	187	3146323R95	25/471-75	192	3147166R92	25/6491-11	237
3142068R5	25/961-2	149	3146358R1	25/962-14	141	3147167R92	25/6491-12	237
3142097R91	69/565-4	254	3146371R94	25/740-20	268	3147188R1	25/6400-72	207
3142097R91	69/566-4	254	3146372R92	25/747-4	268	3147192R1	25/355-25	207
3142099R91	25/221-178	162,175	3146446R93	69/565-24	254	3147194R1	25/365-2	207
3142103R91	25/463-19	194	3146449EX	25/200-119	165,169,171	3147195R91	25/355-3	199,207,215
3142105R91	25/463-20	193	3146449R91	25/200-119	165,169,171	3147196R1	25/346-8	207
3142128R91	25/221-117	165,174	3146449R92	25/200-119	165,169,171	3147197R1	25/346-5	207
3142132R1	25/479-16	192	3146449R93	25/200-119	165,169,171	3147198R1	25/327-6	208,209
3142367R91	69/7610-1	260	3146449R94	25/200-119	165,169,171	3147201R1	25/348-5	208,209
3142393R91	25/462-60	194	3146449R95	25/200-119	165,169,171	3147202R1	25/348-5	208,209
3142394R91	25/462-60	194	3146449R96	25/200-119	165,169,171	3147202R1	25/351-5	208,209
3142397R4	25/303-97	181	3146449R97	25/200-119	165,169,171	3147203R1	25/350-5	208
3142407R91	25/352-25	226,227	3146450R91	69/565-24	254	3147204R1	25/347-4	208,209
3142563R91	69/565-21	254	314649A1	25/35-274	34,35	3147205R1	25/6401-11	213
3142564R91	69/565-21	254	3146576R1	60/161-19	111,113,115, 116,121,128	3147206R1	25/381-13	213
3142880R91	25/231-14	162,164,166, 168,169	3146578R91	25/462-60	194	3147207R1	25/6431-11	213
3142883R94	25/417-20	182	3146579R92	25/352-25	226,227	3147208R1	25/6433-8	213
31434297R1	25/365-3	215	3146646R1	25/6400-23	215	3147209R2	25/6445-2	213
3143564R92+			3146647R1	25/361-3	215	3147210R1	25/6446-4	213
3216620R2	25/6410-25	210	3146650R1	25/346-9	215	3147211R1	25/6446-3	213
314399A1	25/33-274	34,35	3146651R1	25/346-6	215	3147212R1	25/6446-2	213
3144886R92(X4)	25/3-25C	9	3146653R1	25/345-4	215	3147213R1	25/6406-12	213
3144028R1	25/142-5	78	3146654R1	25/355-26	215	3147214R1	25/6435-2	213
3144294R91	60/111-5	105-118,120,121, 124,125,128	3146660R1	25/351-6	216	3147215R1	25/6430-13	213
3144306R91	60/111-3	105-118,120,121, 124,125,128	3146661R1	25/350-6	216	3147216R1	25/6462-10	210
3144478R1	25/112-4	127	3146662R1	25/347-5	216	3147217R91	25/6402-22	212
3144516R97	25/31-113	22,23	3146664R1	25/381-8	220	3147219R91	25/6402-14	212
3144544R1	25/180-20	140	3146665R1	25/6431-13	220	3147225R1	25/345-3	207
3144607R1	25/15-9	10	3146665R1(X3)+			3147225R1	25/345-3	207
3144626R92	25/1-56	8	3146674R1+			3147226R1	25/355-24	207
3144651R92	25/296-6	10	3146672R1	72/6428-11KT	220,221	3147233R1	25/6450-13	211
3144661R93	25/130-60	75	3146666R2	25/6433-9	213,22	3147234R1	25/6453-13	211
3144678R1	25/144-130	79	3146667R1	25/384-6	213,22	3147235R1	25/6453-11	211
3144682R3	25/35-66	22-24	3146668R1	25/384-3	213,22	3147236R1	25/6453-9	211
3144688R92(X4)	25/3-25	8,9	3146669R1	25/6445-3	220	3147237R1	25/6453-7	211
3144697R2	25/75-47	54	3146670R1	25/6434-24	220	3147238R1	25/6453-5	211
			3146672R1	25/6406-14	220	3147239R1	25/6453-3	211
						3147240R1	25/6453-2	211
						3147241R1+		
						3147242R91	25/6451-1	201,211

Les références des pièces sont indicatives.  
Nos pièces ne sont pas d'origine

Part numbers are quoted for reference purposes only.  
Our parts and accessories are not original.



"THE RELIABLE SERVICE"



REFERENCES INTERCHANGEABLES  
CROSS REFERENCES

OEM OEM	Réf. Ref.	Page Page	OEM OEM	Réf. Ref.	Page Page	OEM OEM	Réf. Ref.	Page Page
3147242R91+			3216550R91	25/6403-7	212,239	3218256R1	25/149-3	92
3147241R1	25/6451-1	201,211	3216552R92	25/341-11	207	3218317R1	25/28-46	9
3147243R1	25/6425-1	201,211	3216553R1	25/345-1	207	3218330R1	25/6050-2	92
3147244R1	25/6452-5	211	3216554R1	25/355-22	207	3218393R91	25/230-9	162,164,165, 167,169
3147244R1	25/6452-63	201	3216556R91	25/495-265	244,251	3218399R91	25/47-6	44
3147245R1	25/6425-3	211	3216558R1	25/440-64	210	3218416R92	25/34-62	21-23,25
3147252R1	25/452-12	213	3216559R1	25/6400-21	207	3218422R91(X6)	25/3-47	9
3147253R1	25/451-9	213	3216560R1	25/361-1	207	3218461R95	25/31-67	22
3147259R91	25/6408-26	210	3216564R1	25/355-23	207	3218474R92	25/296-15	10
3147261R1	25/445-3	210	3216565R1	25/365-1	207	3218527R1	25/6050-2	92
3147263R1	25/6417-3	210	3216566R1	25/346-7	207	3218544R91	62/920-34	281,283
3147440R91	25/7611-1	261	3216568R1	25/327-4	208	3218544R91	62/920-62	281
3147440R91	69/7611-1	261	3216569R1	25/351-3	208,209	3218544R91	62/920-64	281
3147441R91	60/240-46	129-131,134	3216570R1	25/349-15	208	3218577R91	62/920-38	280
3147441R92	60/240-46	129-131,134	3216572R1	25/350-7	208	3218617R91	25/86-18	68
3147441R92	60/240-46	129-131,134	3216574R1	25/381-11	213	3218623R92	25/86-19	68
3147510R1	25/492-17	240,25	3216575R1	25/6431-9	213	3218637R1	25/15-27	10
3147525R1	25/491-18	240,25	3216576R1	25/384-5	213	3218668R94	25/31-66	22,25
3147535R94	69/565-8	254	3216577R1	25/384-8	213,236	3218669R91	62/930-21	272
3147820R1	25/180-20	140	3216582R1	25/6406-10	213	3218674R91	62/930-55	272
3147875R1	25/497-13	240,241,250	3216583R1	25/6430-11	213	3218674R91	62/930-206	272
3147877R91	25/231-13	164-166,169	3216584R1	25/6458-2	206	3218675R91	62/930-22	273
3147878R2	60/162-19	111,113,115, 116,121,128	3216585R1	25/6462-9	210	3218675R91	62/930-54	273
			3216588R1	25/6450-12	211	3218677R91	62/930-207	273
3147884R1	25/6453-27	218	3216589R1	25/6453-1	211	3218677R91	60/111-16	105-121,126,128
3147885R1	25/6453-25	218	3216590R2	25/6415-1	210	3218705R93	25/31-62	21,23
3147886R1	25/6453-23	218	3216591R1	25/451-7	213	3218758R95	25/31-63	21-23
3147887R1	25/6453-21	218	3216592R1	25/6436-6	210	3218793R91	60/111-25	120,122,124,128
3147888R1	25/6453-19	218	3216593R1	25/6417-2	210	3218794R1	60/111-16	105-121,126,128
3147889R1	25/6453-17	218	3216594R1	25/6408-25	210	3218794R91	25/31-114	22,23
3148080R1	60/162-18	107-109,111,113, 114,116,120,128	3216597R1	25/6407-8	210	3218915R95	25/34-114	22,23,25
			3216598R1	25/445-1	210	3218920R91	25/144-28	79,81
3148115R1	25/150-53	98	3216599R91	25/6405-33	212	3218952R1	25/144-27	79,81
3148115R93	25/150-53	98	3216600R91	25/6405-11	212	3218984R1	25/145-21	100
3148115R94	25/150-53	98	3216601R1	25/6403-7	212,239	3219421R1	60/162-31	116,117,121,128
3148117R1	25/153-32	84,87	3216602R91	25/6405-12	212	3220032R91	25/371-17	190
3148322R1	25/107-36	94	3216613R91	69/565-8	254	3220032R92	25/371-17	190
3148358R2	25/6677-8	263	3216619R91+			3220034R93	25/372-23	190
3148492R91	25/1912-31	156	625743C1	25/6410-21	210	3220155R1	25/6678-14	262
3148499R1	25/1913-31	156	3216620R2+			3220157R1	25/6682-20	262
3148499R1	25/1919-9	154	3143564R92	25/6410-25	210	3220157R91	25/6682-20	262
3148499R1	25/1919-10	154	3216683R1	25/165-33	103	3220158R1	25/6679-23	262
3148501R1	25/1919-3	154	3216683R2	25/165-33	103	3220159R1	25/6680-17	262
3148646R92	25/6491-11	237	3216683R2	25/165-33	103	3220160R1	25/6679-22	262
3148647R92	25/6491-12	237	3216683R3	25/165-33	103	3220176R1	25/687-18	264
3148651R1	25/6403-124	212,239	3216683R5	25/165-33	103	3220177R1	25/683-18	264
3148826R2	25/870-36	291	3216713R91	25/352-7	207	3220178R1	25/686-18	264
3148923R1	25/495-24	240,25	3216742R1	25/316-21	216	3220178R1	25/686-18	264
3148925R1	25/491-17	240,25	3216743R1	25/317-20	216	3220178R3	25/686-18	264
3148926R1	25/497-13	240,241,250	3216744R1	25/350-13	216	3220221R93	69/565-28	255
3148929R1	25/495-29	241,25	3216745R1	25/350-12	216	3220221R93	69/566-28	255
3148964R91	25/221-113	162,174	3216747R1	25/349-14	216	3220368R1	25/164-34	102
315912A1	25/700-48S	266	3216748R1	25/348-7	216	3220369R91	25/165-37	103
315988A1	25/71-135	58	3216749R1	25/347-6	216	3220369R2	25/165-37	103
315989A1	25/72-135	58	3216750R1	25/351-7	216	3220369R94	25/165-37	103
315990A1	25/73-135	58	3216754R1	25/154-32	84,87	3220369R95	25/165-37	103
3163775R1	25/441-14	239	3216849R92	25/150-54	98	3220369R96	25/165-37	103
319585A1	25/703-12	267	3216849R92	25/150-62	98	3220372R2	25/440-10	239
320344A1	25/144-424	83	3216984R1	25/6685-5	262	3220372R2	25/440-10	239
3206527R91	62/932-4	278	3217278R1	25/495-277	244	3220434R1	25/153-35	84,87
321288A1	25/226-26	178	3217279R1	25/497-21	244,25	3220435R1	25/154-35	84,87
3214797R1	60/97-3	121-123,128	3217282R1	25/497-21	244,25	3220450R91	25/422-65	184
3216036R91	25/372-15	190	3217467R1	25/6403-47	219,239	3220450R94	25/422-65	184
3216100R1	60/162-20	115-117,121,128	3217563R1	25/495-26	241,25	3220455R1	25/423-46	184
3216100R2	60/162-20	115-117,121,128	3217570R1	25/6680-16	262	3220455R2	25/423-46	184
3216105R91	25/372-15	190	3217571R1	25/6679-19	262	3220670R2	25/743-9K	268,27
3216167R1	60/161-18	107-109,111,113, 114,116,120,128	3217701R1	25/403-13	182	3220707R91	25/411-60	187
			3217704R1	25/403-14	182	3220807R94	25/200-60	165,169,171
3216396R91	25/200-55	162,164,169,170	3217969R1	60/240-35	130,131,134	3220837R2	25/198-23	177
3216396R92	25/200-55	162,164,169,170	3218043R1	25/144-133	79	3221075R1	25/349-11	216
3216396R93	25/200-55	162,164,169,170	3218239R91	62/920-23	280	3221116R91	25/6491-7	237
3216397R91	25/221-54E	162,173	3218239R91	62/920-65	281	3221117R91	25/6491-6	237
3216398EX	25/200-53	162,169,170	3218239R91	62/920-84	280	3221154R91	25/950-17	145
3216398R94	25/200-53	162,169,170	3218248R1	25/117-55	69			
3216399EX	25/221-178	162,175	3218248R2	25/117-53	69			
3216399R1	25/221-178	162,175	3218249R93	25/117-55	69			
3216399R2	25/221-178	162,175	3218251R1	25/117-65	69			
3216500R1	25/6462-11	218	3218251R2	25/117-52	69			
3216542R91	25/581-11	243,25	3218255R2	25/117-58	69			

Les références des pièces sont indicatives.  
Nos pièces ne sont pas d'origine

Part numbers are quoted for reference purposes only.  
Our parts and accessories are not original.



"THE RELIABLE SERVICE"



REFERENCES INTERCHANGEABLES  
CROSS REFERENCES

OEM OEM	Réf. Ref.	Page Page	OEM OEM	Réf. Ref.	Page Page	OEM OEM	Réf. Ref.	Page Page
3221154R91	25/950-17	145	3224265R92	25/581-11	243,25	3226797R91	25/150-84	99
3221164R91	25/177-64	138	3224266R91	25/581-12	243,251	3226798R1	25/154-91	84,87
3221177R1	25/958-50	147	3224266R92	25/581-12	243,251	3226942R93	69/565-29	255
3221178R1	25/965-25	144	3224266R94	25/581-12	243,251	3228019R2	25/73-50	54
3221180R1+			3224268R3	25/480-18	193	3228046R2	25/143-17	90
245914C1	25/967-104	151	3224286R1	25/1913-32	157	3228131R1	25/144-187	79
3221208R1+			3224287R1	25/1913-33	157	3228133R93	25/11-19	8
245916C1	25/967-105	151	3224290R1	25/1919-11	154	3228192EX	62/930-21	272
3221209R92	25/1912-32	157	3224325R1	25/6403-124	212,239	3228192R91	62/930-21	272
3221210R92	25/1912-33	157	3224326R1	25/6403-47	219,239	3228192R91	62/930-55	272
3221211R91	25/1918-11	154	3224342R1	25/6407-20	210	3228192R91	62/930-55	272
3221215R1	25/962-19	142	3224343R1+			3228192R91	62/930-206	272
3221253R1	25/105-10	93	3224344R1+			3228193EX	62/930-54	273
3221270R91	25/581-28	249,25	3224345R1	25/6407-20	210	3228193R91	62/930-22	273
3221271R93	25/581-18	249,251	3224344R1+			3228193R91	62/930-54	273
3221271R95	25/581-18	249,251	3224343R1+			3228193R91	62/930-207	273
3221346R1	25/107-40	95	3224345R1	25/6407-20	210	322823A1	25/47-84	48
3221356R3	25/107-29	94	3224345R1+			322824A1	25/47-85	48
3221522R1	25/851-17	298	3224344R1+			3228279R1	25/144-134	79
3221522R2	25/851-17	298	3224343R1	25/6407-20	210	3228287R91	25/144-135	79,81,82
3221531R1	25/870-10	290,291	3224423R91	25/221-60	165,169,174	3228344R1	25/38-62	21-23
3221533R1	70/4170-141	296	3224423R93	25/221-60	165,169,174	3228344R1	25/38-62	21-23
3221534R1	70/4170-142	296	3224423R93	25/221-60E	165,174	3228348R1	25/38-63	21-23
3221572R1	25/871-8	290,291	3224545EX	25/200-55	162,164,169,170	3228348R1	25/38-63	21-23
3221720R91	25/341-15	215	3224545R91	25/200-55	162,164,169,170	3228361R2	25/73-48	54
3221931R91	25/581-9	249,25	3224545R92	25/200-55	162,164,169,170	3228362R2	25/73-49	54
3221931R91	25/581-9	249,25	3224546EX	25/221-55	162,164,165,173	3228376R91	25/1-70	8
3221932R92	25/581-10	249,251	3224546R92	25/221-55	162,164,165,173	3228401R91	25/11-18	8,9
3221942R1	25/305-97	181	3224546R92	25/221-55E	162,164,165,169,173	3228401R91	25/11-18	8,9
3222147R1	25/6455-1	198				3228421R1	25/144-135	79,81,82
3223040R91	63/1980-63	294	3224623R1	60/240-44	129,130,134	3228525R91	25/230-11	165,166,169
3223052R1+			3224623R2	60/240-44	129,130,134	3228663R91(X6)	25/3-47A	9
1328477C1	25/967-107	151	3224705R2	25/851-19	298	3228667R91(X6)	25/3-47B	9
3223152R92	25/6678-13	262	3225094EX	25/221-58	164,174	3229112R1	25/6400-26	218
3223198R1	25/361-2	207	3225094R1	25/221-58	164,174	3229113R1	25/6400-27	218
3223199R1	25/341-13	207	3225094R2	25/221-58	164,174	3229120R1	25/6402-19	219
3223200R1	25/361-4	215	3225094R3	25/221-58	164,174	3229121R1	25/6402-27	219
3223201R1	25/341-17	215	3225094R91	25/221-58	164,174	3229142R1	25/452-14	220
3223207R91	25/107-35	94	3225464R1	25/4072-25	305	3229193R91	62/930-22	273
3223252R6	25/417-24	184	3225465R1	25/870-11	290,291	3229193R91	62/930-54	273
3223252R7	25/417-24	184	3225465R2	25/870-11	290,291	3229193R91	62/930-207	273
3223263R91	25/1912-29	156	3225566R1	25/441-10	239	3229693R1	25/177-26	138
3223264R91	25/1912-30	156	3225582R91	25/420-14	182	3229694R2	25/177-26	138
3223350R91	25/6491-9	237	3225611R1	25/6678-13	262	3229787R1	60/240-35	130,131,134
3223354R91	25/6491-10	237	3225760R1	69/7609-1	260	3229812R1	25/450-20	194
3223389R92	25/150-53	98	3225928R1	25/6436-7	217	3229813R91	25/463-22	194
3223458R1	25/327-7	209	3225950R1	25/221-57	164,174	3229907R91	25/420-17	182
3223459R1	25/316-20	200,209	3225978EX	25/221-53	162,169,173	3230079R1	25/470-75	192
3223460R1	25/317-19	209	3225978R91	25/221-53	162,169,173	3230080R1	25/471-75	192
3223461R1	25/350-10	209	3225978R91	25/221-53E	162,173	3230092R1	25/470-76	192
3223462R1	25/350-9	209	3226000R1	25/748-2	268	3230093A1	25/1955-885	153
3223463R1	25/350-8	209	3226006R1+			3230093R1	25/471-76	192
3223464R1	25/349-13	209	3226009R1+			3230097R1	25/470-77	192
3223764R1	70/4170-139	296	3226008R1	25/6407-8	210	3230098R1	25/471-77	192
3223764R91	70/4170-139	296	3226008R1+			3230099R1	25/581-11	243,25
3223765R1	70/4170-140	296	3226006R1+			3230099R91	25/581-11	243,25
3223765R91	70/4170-140	296	3226009R1	25/6407-8	210	3230159R91	25/417-51	182
3223808R1	60/4200-26	135	3226009R1+			3230179R92	25/6491-8	237
3223815R1	25/1988-9	305	3226006R1+			3230254R1	25/327-4	208
3223861R2	25/6409-11	218	3226008R1	25/6407-8	210	3230255R1	25/351-4	208
3223862R1	25/6407-10	218	3226042R91	25/6415-1	210	3230256R1	25/349-9	208
3223863R1	25/6407-16	218	3226119R1	25/1918-9	154	3230257R1	25/348-4	208
3223864R1	25/6407-13	218	3226120R1	25/1918-10	154	3230258R1	25/350-4	208
3223885R1	25/6685-6	262	3226351R3	25/4072-25	305	3230259R1	25/6401-10	213
3223926R91	25/417-50	182	3226416R1	60/161-31	116,117,121,128	3230260R1	25/381-12	213
3223932R92	69/565-25	254	3226551R98	25/200-120	166,169,171	3230261R1	25/6431-10	213
3223932R92	69/566-25	254	3226552R91	25/200-121	165,169,171	3230262R1	25/6433-7	213
3223932R93	69/565-25	254	3226552R92	25/200-121	165,169,171	3230265R1	25/6406-11	213
3223932R93	69/566-25	254	3226552R93	25/200-121	165,169,171	3230266R1	25/6435-1	213
3223932R94	69/565-25	254	3226552R94	25/200-121	165,169,171	3230267R1	25/6430-12	213
3223932R94	69/566-25	254	3226552R95	25/200-121	165,169,171	3230269R1	25/452-11	213
3223955R1	25/6403-17	219,239	3226552R96	25/200-121	165,169,171	3230270R1	25/451-8	213
3223995R1	25/495-27	240,25	3226552R97	25/200-121	165,169,171	3230272R1	25/341-12	207
3223996R1	25/495-28	241,25	3226552R98	25/200-121	165,169,171	3230273R1	25/345-2	207
3223997R1	25/497-14	240,241,250	3226577R1	25/107-32	94	3230275R91	25/495-275	244,251
3224256R3	25/198-22	177	3226762R4	25/165-92	103	3230276R1	25/6405-15	212
3224261R1	25/495-267	241,25	3226796EX	25/150-84	99	3230277R1	25/6403-7	212,239
3224265R91	25/581-11	243,25	3226796R91	25/150-84	99	3230278R1	25/6405-16	212
3224265R91	25/581-11	243,25	3226796R92	25/150-84	99	3230280R1	25/445-2	210

Les références des pièces sont indicatives.  
Nos pièces ne sont pas d'origine

Part numbers are quoted for reference purposes only.  
Our parts and accessories are not original.



**REFERENCES INTERCHANGEABLES**  
**CROSS REFERENCES**

OEM OEM	Réf. Ref.	Page Page	OEM OEM	Réf. Ref.	Page Page	OEM OEM	Réf. Ref.	Page Page
3230282R1	25/327-5	209	3232230R1	25/450-26	194	3234950R1	25/107-28	94
3230283R1	25/349-12	209	3232250R91	25/172-93	136	3235723A1	25/13-86	15,169
3230284R1	25/348-5	208,209	3232281R1	25/452-42	195	3236552R98	25/200-121	165,169,171
3230285R1	25/343-5	209	3232726R91	25/353-35	226,227	324213A1	25/6410-44	228,23
3230291R1	25/327-6	208,209	3232760R1	25/872-12	290	324406A1	25/107-21	95
3230292R1	25/349-10	208	3232760R2	25/872-12	290	324437A1	25/852-4	299,3
3230293R1	25/6401-12	213	3232764R1	63/1980-64	294	3245279R91	25/165-91	103
3230294R1	25/381-7	213	3232806R1	25/464-5	194	324626A1	60/240-95	131,133,134
3230295R1	25/6431-12	213	3232806R1	25/464-5	194	324628A1	69/566-224	255
3230298R1	25/6406-13	213	3232807R1	25/461-23	194	324700A1	25/959-3	147
3230299R1	25/6435-3	213	3232807R1	25/461-23	194	324817A1	25/154-172	85,87
3230300R1	25/6430-14	213	3232808R91	25/462-23	194	324818A1	25/154-173	85,86,88
3230302R1	25/6400-22	210	3232808R91	25/462-23	194	325142A1	60/97-36	118,124,128
3230303R1	25/6453-14	211	3232808R91	25/6410-27	210	325154A1	25/180-28	140
3230304R1	25/6453-12	211	3232813R1	25/476-14	192	327826A1	25/497-183	242,251
3230305R1	25/6453-10	211	3232818R2	25/446-33	195	327845A1	25/497-182	242,251
3230306R1	25/6453-8	211	3232819R1	25/451-25	195	327846A1	25/497-187	242,251
3230307R1	25/6453-6	211	3232820R1	25/463-23	194	327847A1	25/497-188	242,251
3230308R1	25/6453-4	211	3232821R1	25/477-17	192	328340A1	25/41-83	48
3230310R1	25/451-10	213	3232822R1	25/486-27	196	330732A1	25/221-183	167,169,175
3230311R92	25/6410-31	210	3232823R1	25/485-22	196	3311328M1	25/361-5	226,227
3230313R1	25/445-4	210	3232876R91	25/495-268	241,25	33-1694	25/352-8	198,207,226,227
3230314R1	25/341-14	207	3232877R92	25/497-15	241,25	33-1694T1	25/352-8	198,207,226,227
3230316R1	25/6402-15	212	3232912R1	25/409-53	189	332123A1	25/221-182	167,169,175
3230317R1	25/6402-23	212	3232912R3	25/409-53	189	334849A1	25/41-85	48
3230320R1	25/349-13	209	3232937R1	25/872-14	290,291	335186A1	25/154-175	85,87
3230327R1	25/6401-14	220	3232990R1	70/4170-150	296	335187A1	25/154-174	85,86,88
3230348R3	25/441-9	210,217,239	3233032R1	25/4073-14	308	335196A1	60/161-205	118,124,128
3230364R1	25/497-22	244,25	3233036R1	25/4012-61	308	335197A1	60/162-205	118,124,128
3230372R1	70/4170-147	296	3233036R2	25/4012-61	308	336104A1	25/740-54	268
3230373R1	70/4170-148	296	3233037R1	25/4012-62	308	337253A1	25/486-80	223
3230386R1	25/6405-38	219	3233037R2	25/4012-62	308	337255A1	25/486-81	223
3230387R1	25/6405-22	219	3233040R1	25/4085-1	308,309	337260A1	25/6403-104	225,239
3230388R1	25/6405-21	219	3233040R2	25/4085-1	308,309	3399042R1	25/871-9	290,291
3230677R3	25/585-47	253	3233041R1	25/4086-1	308,309	3399112R91	25/177-25	138
3230720EX	25/221-120	166,175	3233041R2	25/4086-1	308,309	3399114R91	25/177-25	138
3230720R2	25/221-120	166,175	3233045R1	25/4000-36	308	3399115R91	25/177-26	138
3230720R3	25/221-120	166,175	3233045R2	25/4000-36	308	3399199R1	25/154-33	84,87
3230720R4	25/221-120	166,175	3233046R3	25/4072-24	308	3399199R1	25/154-33	84,87
3230722EX	25/212-38	165,166,169,172	3233051R1	25/4027-2	308	3399348R1	25/164-36	102
3230722R91	25/212-38	165,166,169,172	3233051R2	25/4027-2	308	3399348R2	25/164-36	102
3230726EX	25/221-121	165,175	3233053R1	25/4026-2	308	3399422R3	25/871-11	290-292
3230726R2	25/221-121	165,175	3233053R2	25/4026-2	308	3399467R1	25/440-8	239
3230726R3	25/221-121	165,175	3233186R91	25/581-16	243,249,251	3399467R1	25/440-9	190
3230726R91	25/221-121	165,175	3233186R91	25/581-16	243,249,251	3399467R1	25/440-9	190
3230784R1	25/441-10	239	323319A1	62/930-80	276	3399520R1	25/950-16	145
3230784R1	25/441-10	239	323319A1	62/930-82	276	3399521R1	25/951-16	145
3230853R1+			323319A1	62/930-200	276	3399522R2	25/958-2	147
3230854R1	25/416-7	184	3233229R91	25/150-50	98	3399576R91	25/851-18	298
3230854R1+			3233229R92	25/150-50	98	3399576R91	25/851-20	298
3230853R1	25/416-7	184	3233401R1	25/403-13	182	3399812R1	25/150-85	99
3230875R2	25/441-11	217,239	3233584R1	60/4200-2	135	3399928R1	25/150-62	98
3230876R1	25/440-23	210	3233584R2	60/4200-2	135	3399930R1	25/150-62	98
3230877R1	25/441-23	210,217	3233850R91	25/479-17	192	3399959R1	25/4114-15	301
3230878R1	25/440-24	210,217	3233850R91	25/479-17	192	3399961R1	25/4114-16	301
3230878R1	25/440-63	201	3233879R19+			3399974R1	25/107-29	94
3230889R91	25/6415-5	217	3233880R1	25/860-235	288	3401145R1	25/412-17	183
3230890R91	25/6415-3	210	3233880R1+			3401146R1	25/412-17	183
3230954R1	25/6400-51	210	3233879R19	25/860-235	288	3401189R94	69/565-23	254
3230955R1	25/6400-50	210	3234131R1	70/4170-151	296	3401189R94	69/566-23	254
3230985EX	25/200-120	166,169,171	3234132R1	70/4170-152	296	3401302R1	63/1980-63	294
3230985R91	25/200-120	166,169,171	3234163R1	25/870-15	290,291	3401302R92	63/1980-63	294
3230985R92	25/200-120	166,169,171	3234164R91	25/4073-14	308	3401302R93	63/1980-63	294
3230985R93	25/200-120	166,169,171	3234325R1	70/4170-149	296	3401303R91	70/1987-25	295
3230985R94	25/200-120	166,169,171	3234426R1	25/6401-11	213	3401367R1	25/413-11	187,188
3230985R95	25/200-120	166,169,171	3234431R91	25/958-49	147	3401400R1	25/962-14	141
3230985R96	25/200-120	166,169,171	3234431R92	25/958-49	147	3401535R1	25/6401-9	213
3230985R97	25/200-120	166,169,171	3234644R1	25/198-18	177	3401585R3	25/108-30	96
3230985R98	25/200-120	166,169,171	3234651R1	25/844-44LH	286	3401658R1	25/198-19	177
3230986R91	25/200-121	165,169,171	3234659R1	25/844-43LH	286	3401659R1	25/198-20	177
3230986R92	25/200-121	165,169,171	3234724R93	25/200-60	165,169,171	3401997R91	25/773-4	271
3230986R93	25/200-121	165,169,171	3234746R1	70/1987-20	295	3401998R1	25/773-4	271
3230986R94	25/200-121	165,169,171	3234746R91	70/1987-20	295	3402103R1	25/773-5	271
3230986R95	25/200-121	165,169,171	3234945R3	25/108-57	96	3402258R1	25/965-30	144
3230986R98	25/200-121	165,169,171	3234947R1	25/107-18	94	3402326R2	25/164-35	102
3231505R91	25/1920-6	160	3234947R2	25/107-18	94	3402413R91	25/581-45	243,251
3232082R91	25/6415-2	210	3234948R3	25/108-31	96	3402590R91	82/9202-200	302
3232083R91	25/6415-4	210	3234949R1	25/108-58	96	3402595R1	82/9202-200	302
3232098R91	25/411-9	187	3234949R2	25/108-58	96			

Les références des pièces sont indicatives.  
Nos pièces ne sont pas d'origine

Part numbers are quoted for reference purposes only.  
Our parts and accessories are not original.





REFERENCES INTERCHANGEABLES  
CROSS REFERENCES

OEM OEM	Réf. Ref.	Page Page	OEM OEM	Réf. Ref.	Page Page	OEM OEM	Réf. Ref.	Page Page
3402632R1+			3405617R1	25/470-77	192	354720A1	25/353-36	227
245917C1	25/967-106	151	3405618R1	25/471-77	192	354721A1	25/352-26	227
3402639R91	25/841-18	287	3405619R1	25/470-77	192	354730A1	25/495-280	246,251
3402639R92	25/841-18	287	3405620R1	25/471-77	192	354731A1	25/497-280	246,251
3402717R1	25/417-46	184	3405629R91	25/409-54	189	354739A1	25/6407-108	229
3402717R2	25/417-46	184	3405689R2	82/9202-102	302	354754A1	25/6462-51	223
3402751R1	25/303-97	181	3405722R1	60/240-44	129,130,134	356695A1	25/33-272	34,35
3402794R1	25/429-46	184	3405722R2	60/240-44	129,130,134	358186A1	25/108-71	97
3404116EX	25/200-116	165,169,171	3405729R1	60/240-43	129-131,134	358186A2	25/108-71	97
3404116R91	25/200-116	165,169,171	3405757R1	25/965-22	144	358958R2	25/477-14	191
3404117EX	25/212-33	165,172	3405757R1	25/965-22	144	359870A1	25/47-83	48
3404117R91	25/212-33	165,172	3405757R1	25/965-22	144	3599307M91	25/186-1	139
3404170R91	25/181-19	152	3405762R1	25/950-17	145	360635R91	25/6407-107	229
3404170R93	25/181-19	152	3405809R1	25/844-43RH	286	361138R1	25/457-5	195
3404170R94	25/181-19	152	3405810R1	25/844-44RH	286	3620019R1	25/740-16	268
3404225R1	25/153-91	84,87	3405827R1	25/950-54	145	363465A1	25/6433-14	235
3404366R1	25/6405-35	212	340601A1	25/4073-95T	313	365369A1	25/73-135	58
3404367R1	25/6405-18	212	340602A1	25/4073-94T	313	365414A1	25/851-14	299
3404369R1	25/6405-17	212	340626A1	25/6407-16	218	365889A1	25/361-5	226,227
3404470R1+			340628A1	25/6407-13	218	366441A1	25/560-40	258
81395C1	25/354-10	199,207	341530A1	25/144-188	80,82	366700A1	60/97-74	119,120,123, 124,126-128
340475A1	25/361-5	226,227	341719A1	25/221-182	167,169,175	367430A1	70/1987-69	295
3404786R91	25/345-7	207	341723A1	25/221-183	167,169,175	369857R1	25/451-5	195
3404787R91+			343932R1	25/416-36	184	370254R91	25/461-18	193
3404788R91	25/6451-1	201,211	3475328M1	25/6461-1	198,206,225	370507A1	25/908-6	261
3404788R91+			3475329M1	25/6438-19	236	371881R91	25/463-14	193
3404787R91	25/6451-1	201,211	3475331M1	25/6407-105	228	375827A1	25/41-84	48
340482A1	25/495-245	247,248,251	3475331M1	25/6462-55	230	376099R1	25/477-14	191
340483A1	25/495-245	247,248,251	3475533M1	25/6408-51	228,229	376364R91	60/96-1	105-107,128
3404855R91	25/1920-6	160	3475534M1	25/6407-38	228,229	376596A1	25/196-18	176
3404859R1	25/198-18	177	3475535M1	25/6462-38	228,229	376855R92	25/186-6	139
3404860R1	25/198-19	177	3475568M1	25/361-5	226,227	379748R2	25/583-1	197
3404861R1	25/198-20	177	3475570M1	25/361-17	227	379858R1+		
3404966R1	25/165-35	103	3475584M1	25/365-4	226,227	383741R91	25/6410-24	217
3404966R2	25/165-35	103	3475585M1	25/352-8	198,207,226,227	381489R3	25/316-61	180
3404966R2	25/165-35	103	3475594M1	25/6406-20	236	381490R4	25/317-61	180
3404966R4	25/165-35	103	3475598M1	25/6408-51	228,229	383741R91+		
3404967R1	70/2930-51	104	3475599M1	25/6410-32	228-230	379858R1	25/6410-24	217
3405050R1	70/4170-149	296	3475600M1	25/445-8	228	384695R91	25/372-18	190
3405050R91	70/4170-149	296	3475604M1	25/452-17	234,235	385120R2	25/144-131	79
3405253R91	25/6415-6	217	3475606M1	25/451-18	234,235	385738R1	25/144-426	83
3405255R1	25/6401-21	220	3475610M1	25/6431-16	234,235	385766R91	25/305-84	181
3405256R1	25/451-11	220	3475611M1	25/6433-11	234,235	386951A1	25/185-2	152,153
3405257R1	25/445-6	217	3475616M1	25/441-8	210,239	387881A1	25/47-83	48
3405258R1	25/6408-28	217	3475617M1	25/6401-15	236	388186A1	62/930-81	275
3405259R1	25/6417-4	217	3475622M1	25/440-66	236	388186A2	62/930-181	275
3405259R1	25/6417-4	217	3475625M1	25/384-8	213,236	388186A1	62/930-181	275
3405260R1	25/451-13	220	347952A1	25/196-17	176	388186A2	62/930-81	275
3405261R1	25/381-10	220	351175A1	25/422-66	184,185	388186A2	62/930-181	275
3405262R91	25/341-18	215	3523057M1	25/6451-26	231-233	388187A1	62/930-80	276
3405264R1	25/6402-21	219	3523060M1	25/6425-51	223	388187A1	62/930-82	276
3405265R1	25/6402-29	219	3523062M1	25/6408-51	228,229	388187A2	62/930-80	276
3405268R1	25/440-31	217	3523073M1	25/6401-15	236	388187A2	62/930-82	276
3405351R1	25/6431-15	220	3523074M1	25/6431-27	234	388187A2	62/930-200	276
3405352R1	25/6433-10	220	3523082M1	25/346-17	227	388187A2	62/930-200	276
3405353R1	25/384-7	220	3523272M1	25/451-12	234,235	388188A1	62/920-122	284
3405354R1	25/384-4	220	3523273M1	25/451-18	234,235	389069A1	25/144-168	82
3405355R1	25/6445-3	220	3523349M1	25/6450-49	232,233	390910A1	25/90-68	66
3405355R1	25/6445-4	220	3523632M1	25/6438-16	236	392679R91+		
3405356R1	25/6406-16	220	3523633M1	25/6433-11	234,235	170234R1	25/353-9	207
3405357R1	25/6435-5	220	3523650M1	25/352-29	227	3935598A1	25/90-69	66
3405358R1	25/6430-17	220	3523862M1	25/353-18	226,227	394125A1	25/6403-109	237,239
3405359R1	25/6436-2	217	3523863M1	25/6425-54	232,233	394268A1	25/566-230	257
3405458R1	60/161-35	115-117,121,128	3523989M1	25/452-36	234,235	394269A1	25/566-230	257
3405555R1	25/6407-8	210	353194A1	25/196-18	176	394467A1	25/228-26	178
3405555R2	25/6407-8	210	353266A1	25/196-18	176	395161R91	25/420-16	182
3405568R2	25/477-62	192	353362A1	25/451-17	235	395250A1	62/920-30	281
3405569R1	25/477-61	192	353862A1	25/1884-87	150	396879A1	25/186-20	139
3405570R2	25/477-64	192	354099A1	25/70-137	57	397511A1	25/153-188	86,88
3405571R1	25/477-16	192	354103A1	25/75-137	57	398080R2	60/97-37	105,106,109,110,112, 115,118,119,128
3405599R1	25/470-75	192	354138A1	25/32-275	32,33	39862D	25/479-13	191
3405600R1	25/471-75	192	354190A1	25/130-233	77	399734R1	25/422-63	184,185
3405601R1	25/470-75	192	354236A1	25/100-78	73	399736R1	25/423-10	184,185
3405602R1	25/471-75	192	354250A1	60/111-4	121,122,128	399736R2	25/423-10	184,185
3405613R1	25/470-76	192	354273A1	25/130-233	77	399736R3	25/423-10	184,185
3405614R1	25/471-76	192	354306A1	60/161-210	121,128	399737R1	25/417-63	184,185
3405615R1	25/470-76	192	354307A1	60/162-210	121,128	399737R2	25/417-63	184,185
3405616R1	25/471-76	192	354308A1	60/161-172	121,128	399737R2	25/417-63	184,185
			354309A1	60/162-172	121,128	399798R91	25/376-8	190

Les références des pièces sont indicatives.  
Nos pièces ne sont pas d'origine

Part numbers are quoted for reference purposes only.  
Our parts and accessories are not original.





REFERENCES INTERCHANGEABLES  
CROSS REFERENCES

OEM OEM	Réf. Ref.	Page Page	OEM OEM	Réf. Ref.	Page Page	OEM OEM	Réf. Ref.	Page Page
40090D	25/477-13	191	453769R2	25/446-10	195	54538H+		
400982R91	25/354-10	199,207	455386C1+			238661R91	25/6410-48	217
400983R91+			455387C91	25/353-29	199	549667R93	25/580-9	253
530741R1	25/6451-5	218	455387C91+			55355C91	25/585-7	253
400983R91+			455386C1	25/353-29	199	60883H	25/15-28	10
53074R1	25/354-10	199,207	459431R91	25/449-12	194	6106496M91	62/930-80	276
400989C91	25/306-3	193	465004R91	25/230-308	166,169	6106496M91	62/930-82	276
401073R2	60/240-42	129-131	475605M1	25/451-12	234,235	6106496M91	62/930-200	276
401073R2	60/240-86	129-132,134	483879R2	25/447-4	195	612884R1	25/456-6	195
401715R1	25/314-4	179	483879R2	25/447-4	195	613-16030	25/440-27	217
401716R3	25/317-14	179	48548D	25/464-1	193	614-14040	25/440-26	210
401717R1	25/316-17	179	49116D	25/453-5	195	6-1451	25/144-190	80
401723R1	25/306-3	179	50-1509T	60/240-124	131,133,134	618022R91	25/462-13	193
401724R1	25/306-4	179	50-2029T	60/240-124	131,133,134	6190246M1	25/6407-47	222,223
401812A1	25/440-65	236	50259D	25/461-17	193	6190247M1	25/6462-39	222-224
401942A1	25/144-136	80,82	517470R1	25/144-26	79,8	6190263M1	25/6407-102	229,23
401992R3	25/324-4	186	527292R92	25/470-69	191	6190264M1	25/6462-52	229,23
402189R1	25/154-29	84,87	527295R91	25/479-14	191	6190284M1	25/384-12	236
402189R1	25/154-29	84,87	527542R91	25/410-14	187	6190285M1	25/6433-15	235
402191R1	25/153-29	84,87	527542R92	25/410-14	187	6190290M1	25/6436-10	235
402191R1	25/153-29	84,87	527937R1	25/755-20	269	6190291M1	25/6430-34	235
402205R1	25/154-31	84,87	527940R91	25/759-21	269	6190301M1	25/6413-10	229
402205R1	25/154-31	84,87	527948R91	25/759-22	269	625627C1	60/111-49	115-118,120, 123,125-128
402207R1	25/153-31	84,87	527967R91	25/759-20	269			
402207R1	25/153-31	84,87	528081R1	25/704-13	267	625743C1+		
402359A1	25/6407-109	229,23	528084R1	25/704-12	267	3216619R91	25/6410-21	210
402571R1	25/306-5	179	528101R91	25/6407-107	229	626-10028	25/343-3	200
404299A1	25/75-136	58	528102R91	25/6407-107	229	626-14045	25/6455-1	198
404341R3	25/440-7	190	528250R1	60/97-9	105-115,118,119, 125,126,128	626-16030	25/440-29	217
404341R3	25/440-7	190				626-16045	25/6455-3	198
404398A1	25/144-137	80,82	528803R1	25/446-10	195	628-12025	25/440-25	210
404415A1	25/740-54	268	528803R1	25/446-10	195	628-14040	25/6455-2	198
405078A1	62/920-30	281	529001R1	25/107-17	94	628-16040	25/440-28	217
405570R1	25/486-14	196,197	529234R1	25/177-21	138	6405618R1	25/471-77	192
405574R1	25/584-1	197	529365R91	25/165-31	103	64746C1	25/440-10	239
405576R1	25/484-3	196	529372R1	25/165-31	103	65126C92	60/240-86	129-132,134
405580R11	25/572-1	197	529452R1+			651817R1	25/463-58	194
405584R2	25/483-3	196	529453R1	25/6410-23	217	651818R91	25/463-58	194
405831R91	25/479-14	191	529453R1+			656075R91	25/463-58	194
405840R12	25/470-68	191	529452R1	25/6410-23	217	659458R91+		
406053A1	25/491-25	241,25	529853R1	60/161-15	105,106,108,110, 111,113,128	659459R1	25/352-9	215
406054A1	25/492-24	241,25				659459R1+		
406294R11	25/450-28	193	529854R2	60/161-15	105,106,108,110, 111,113,128	659458R91	25/352-9	215
406294R21	25/450-28	193				66182C1	25/314-3	179
406295R2	25/464-2	193	529965R92	62/930-13	272,274	66188C1	25/316-15	179
406535R91+			529965R92	62/930-140	272,274	66193C91	25/309-7	179
530745R1	25/354-12	215	530102R91	25/376-8	190	663556R91	25/462-19	194
406605A1	25/6407-104	229,23	530104R91	25/461-14	193	663556R91+	25/6412-11	198
406724A1	25/6450-69	232	530144R92	60/240-42	129-131	663557R1+		
406763R92	25/640-15	254-256	530144R92	60/240-86	129-132,134	663558R1	25/6412-11	198
406951R2	25/442-3	190	530741R1	25/354-10	199,207	663558R1+		
406951R2	25/442-3	190	530741R1	25/6451-85	232	663557R1	25/6412-11	198
406953R1	25/443-3	190	530741R1+			66398C1	82/9202-502	304
406953R1	25/443-3	190	400983R91	25/6451-5	218	66513C92	25/640-15	254-256
4111K022	25/90-69	66	530745R1+			671032R1	25/6451-25	232
4111K051	25/90-69	66	406535R91	25/354-12	215	671032R1+		
4111K053	25/90-68	66	53074R1+			671033R1	25/354-34	199
411904A1	25/495-281	247,251	400983R91	25/354-10	199,207	671033R1+		
4132F021	25/90-70	66	532029R1	25/151-12	100	671032R1	25/354-34	199
4132F041	25/90-70	66	532029R1	25/151-12	100	672603C2	60/111-45	116-118,125, 126,128
414804A1	25/153-189	86,88	533726R1+			67328C1	25/464-3	193
416210A1	25/1918-189	158	533727R1	25/6410-26	210	67526C91	25/470-70	191
419792A1	25/962-31	143	533727R1+			67527C91	25/450-27	193
419792A2	25/962-31	143	533726R1	25/6410-26	210	67527C92	25/450-27	193
427639R1	25/452-10	195	534934R92	25/309-5	179	67535C91	25/470-71	191
427645R1	70/457-5	195	534936R93	25/309-4	179	67537C1	25/470-71	191
429-1314	25/457-5	195	534937R92	25/309-8	179	675616C91	25/451-6	195
431005A1	25/66-27	101	536052R91	25/463-18	193		60/97-60	115-118,125, 126,128
431145A1	60/240-109	132,134	537140R92	62/930-13	272,274	675617C91	60/97-60	115-118,125, 126,128
435140A1	60/641-29	131,133,134	537140R92	62/930-140	272,274			
435664A1	25/581-47	249,252	537290R91	25/230-8	163,166,169			
43828D	25/461-17	193	537290R91	25/230-9	162,164,165, 167,169	67974C4	60/161-28	117-119,128
440009A1	25/32-282	40,41				67974C4	60/161-28	117-119,128
440011A1	25/117-203	71	537494R91	25/177-23	138	67975C1	60/162-28	117-119,128
44695DA	25/11-117	7	537646C1	25/6436-9	234,235	67975C1	60/162-28	117-119,128
449210A1	25/950-10	145	538961R91	25/230-9	162,164,165, 167,169	690124C1	60/156-3	125
450151A1	25/874-32	292				690139C1	60/156-3	125
450227A1	25/872-79	292	539064R1	82/9202-502	304	690171R1	60/156-3	125
452221A1	25/1884-87	150	539128R1	25/485-33	196	69843C91	25/6407-107	229

Les références des pièces sont indicatives.  
Nos pièces ne sont pas d'origine

Part numbers are quoted for reference purposes only.  
Our parts and accessories are not original.



"THE RELIABLE SERVICE"



REFERENCES INTERCHANGEABLES  
CROSS REFERENCES

OEM OEM	Réf. Ref.	Page Page	OEM OEM	Réf. Ref.	Page Page	OEM OEM	Réf. Ref.	Page Page
69844C91	25/230-8	163,166,169	712219R91	25/11-116	7	785612R1	25/446-15	195
69844C91	25/230-9	162,164,165, 167,169	712233R1	25/230-106	161	786189R1	25/485-32	196
69991C91	25/761-20	269	712317R95	25/200-106	161,171	786190R2	25/485-31	196
69992C91	25/761-21	269	712537R2	25/17-117	7	786197R1	25/486-82	196
69993C91	25/761-22	269	712628R91	60/111-32	105,128	786198R1	25/486-83	196
700572R1	25/451-22	195	71264C1	25/6411-16	198	786208R41	25/450-25	193
70127C91	25/230-9	162,164,165, 167,169	71265C1	25/6411-18	198	786459R93	25/417-15	182
702251C1	60/111-49	115-118,120, 123,125-128	712677R11	25/232-26	161	786460R12	25/417-16	182
702255C1	60/111-100	126-128	712711R92	25/221-106	161,174	786460R21	25/417-16	182
702256C1	60/111-100	126-128	712794R91	25/372-20	190	786518R91	25/200-112	161,162,171
703820R95	25/130-25	75	712824R1	25/441-64	210	786532R91	25/231-12	162,164,165,169
703820R97	25/130-25	75	713172R1	25/371-14	190	786533R91	25/231-46	162
703883R7	25/73-33	54	713211R3	25/73-125	53	786812R1	25/167-44	102
703913R3	25/385-3	190	713212R3	25/73-126	53	786862R2	25/841-16	287
703915R1	25/371-10	190	713238R1	25/456-7	195	787004R22	25/417-1	182
703929R1	25/442-2	190	713255R93	25/421-23	182	787141R91	25/150-55	98
704083R92	25/461-13	193	713371R2	25/421-22	182	787141R92	25/150-55	98
704092R1	25/35-42	21,24	713384R2	25/42-72	42	787143R1	25/154-195	84,87
704099R2	25/33-42	21,24	713385R2	25/43-72	42	787144R1	25/153-195	84,87
704100R1	25/38-42	21	713386R1	25/46-72	42	787146R1	25/154-161	84,87
704287R2	25/154-26	84,87	713659R31	25/8-16A	7	787147R1	25/153-196	84,87
704289R1	25/153-24	84,87	713660R11	25/9-16A	7	787151R91	25/151-13	100
704289R2	25/153-24	84,87	713991R91	25/46-72	42	787205R92	25/172-90	136
704330R95	25/640-26	254	714525R91	25/462-60	194	787513R91	25/200-111	161,162,171
704422R92	25/420-15	182	714688R91	25/174-19	140	787514R91	25/200-111	161,162,171
704422R93	25/420-15	182	714852R98	25/31-111	19,2	787515EX	25/221-111	162,174
704449R1	25/144-11	79	714854R1	25/38-113	19	787515R91	25/221-111	162,174
704455R1	25/41-12	43	714863R1	25/75-94	53	787516EX	25/221-112	162,174
704456R2	25/41-13	43	714864R2	25/75-95	53	787516R91	25/221-112	162,174
704616R95	25/165-30	103	714868R1	25/17-118	7,8	787517R91	25/200-112	161,162,171
704616R96	25/165-90	103	714885R2	25/73-128	53	787605R92	25/150-141	98
704675R91	25/449-11	194	714886R2	25/73-94	53	787643R1	25/451-23	195
705525R91	25/200-39	161,17	715063R91	25/173-5	140	790891R1	63/1955-202	154
705542R91	25/231-9	161,163	715363R1	25/75-125	53	790893R1	63/1955-270	154
705542R91	25/231-39	167,169	715575R11	25/231-15	161,162,164,165	795662R1	25/13-15	15
705833R91	62/933-2	278	715713R93	25/200-111	161,162,171	795728R1	25/53-6	48
706105R93	25/71-33	54	715714R91	25/221-118	162,174	795730R1	25/42-22	48
707558R91	25/479-13	191	715716R91	25/221-123	161,175	795775R1	25/28-13	15
707713R92	25/165-30	103	715741R91	25/221-118	162,174	795872R91	60/111-3	105-118,120,121, 124,125,128
707713R93	25/165-30	103	715741R91	25/221-413	161,175			
707858R91	60/96-1	105-107,128	716195R91	25/495-70	240,25	796051R91	60/111-3	105-118,120,121, 124,125,128
70795C91	25/230-9	162,164,165, 167,169	716410R99	25/130-56	75	796051R91	60/111-5	105-118,120,121, 124,125,128
708294R93	25/100-22	72	716455R2	25/74-95	53			
708331R1	25/6302-42	43	716514R91	25/462-60	194	796189R1(X2)+	25/6-16	15
708332R1	25/6302-43	43	716678R91	25/230-111	161	796190R1(X2)		
708910R91+			716884R2	25/74-125	53	796190R1(X2)+		
3064523R11(X4)	25/2-21	8,9	716885R2	25/74-94	53	796189R1(X2)	25/6-16	15
708912R91	25/2-21	8,9	717203R1	25/118-7	69	796227R1	25/35-61	34,35
708913R91	25/2-21C	9	717374R1	25/42-73	42	800-1128	25/6434-14	213
709502R1	25/144-23	79	717375R1	25/43-73	42	800-1129	25/6434-19	236
709638R95	25/200-50	161,17	717375R1	25/43-73	42	800-1130	25/384-10	203
709639R94	25/221-50	161,173	717530R1	25/73-127	53	800-1135	25/6434-15	213
709640R92	25/212-11	161,163,172	717576R91	25/186-25	139	800-5135	25/6434-18	204,22
710196R1	63/1955-239	154,155,157,158	717638R91	25/950-87	145	80318C91	25/6434-18	178
710318R21	25/7-16	7	717678R91	25/495-70	240,25	80327C91	25/229-4	178
710327R11	25/9-16	7	718201R96	25/31-112	19,2	804711R91	25/227-4	178
710347R2	25/45-12	44	718203R1	25/38-112	19	80475C91	25/449-13	194
710347R2	25/144-23	79	718383R2	25/117-54	69	80951C1	25/715-11	271
710348R1	25/60-8	74	718864R1	25/73-95	53	80954C1	25/341-30	199
710348R2	25/60-8	74	718891R97	25/130-56	75	81196C1	25/347-7	200
71069C91	25/6407-107	229	718891R97	25/130-56	75	81203C1	25/341-29	199
710737R11	25/9-16B	7	737606R1	69/906-5	261	81214C1+81215C1	25/355-18	199
711045R1	25/28-12	7,8	742968C91	25/581-46	249,251	81215C1+81214C1	25/353-29	199
711048R2	25/38-114	19	751303R91	25/1-54	8	81216C1	25/353-29	199
711058R2	25/17-116	7	751604R92	25/31-42	21	81221C1	25/361-9	199
711072R1	25/15-33	7	751607R91	25/34-42	21,25	81226C1	25/361-10	199
711073R21	25/8-16	7	751734R91	25/449-12	194	81231C1+81232C1	25/361-11	199
711073R31	25/8-16	7	751779R91	25/165-30	103	81232C1+81233C1	25/354-34	199
711104R91	62/930-232	272	751779R92	25/165-30	103	81233C1	25/354-34	199
711193R1	25/385-5	190	751846R93	25/230-9	162,164,165, 167,169	81233C1	25/355-17	199
711199R2	25/371-15	190	751847R93	25/230-9	162,164,165, 167,169	81234C1	25/346-14	199
711257R91	25/352-8	198,207,226,227				81235C1	25/359-4	199
711335R1	63/1955-207	154,155,157	751848R93	25/230-9	162,164,165, 167,169	81237C1	25/327-2	200
712161R91	25/8-16B	7	751848R94	25/230-9	162,164,165, 167,169	81242C1	25/317-51	200
712209R2	25/13-116	7	763613R95	25/130-57	161-163	81243C1	25/350-14	200
			765951R91	60/111-3	105-118,120,121, 124,125,128	81249C1	25/349-19	200
						81250C1	25/348-8	200
						81250C1	25/348-10	208
						81251C1	25/347-7	200

Les références des pièces sont indicatives.  
Nos pièces ne sont pas d'origine

Part numbers are quoted for reference purposes only.  
Our parts and accessories are not original.



"THE RELIABLE SERVICE"



**REFERENCES INTERCHANGEABLES**  
**CROSS REFERENCES**

OEM OEM	Réf. Ref.	Page Page	OEM OEM	Réf. Ref.	Page Page	OEM OEM	Réf. Ref.	Page Page
81252C1	25/351-9	200	81345C1	25/6585-1	205	81642C1	25/6411-23	198
81253C1	25/328-1	200	81346C1+81347C1	25/585-40	205	81645C1	25/6411-22	198
81257C1	25/6411-3	198	81347C1+81346C1	25/585-40	205	81658C1	25/6409-10	198
81258C1	25/6411-4	198	81348C1	25/6590-1	205	81661C1	25/6463-3	198
81259C1	25/6411-6	198	81358C1	25/6589-1	205	81665C1	25/6400-20	202
81260C1	25/6411-8	198	81361C1	25/6588-1	205	81666C1	25/6400-19	202
81261C1	25/6411-10	198	81365C1	25/341-28	199	81667C1	25/6425-11	201
81262C1	25/6411-12	198	81369C1	25/355-16	199	81668C1	25/6425-1	201,211
81263C1	25/6411-14	198	81379C1+871245R1	25/353-28	199	81669C1	25/6452-24	201
81266C1	25/6411-19	198	81380C1	25/361-6	199	81670C2	25/6450-31	201
81267C1	25/6411-20	198	81385C1	25/361-7	199	81671C1	25/6402-34	202
81268C1	25/6411-21	198	81390C1	25/361-8	199	81671C1	25/6402-35	202
81269C1	25/6411-2	198	81395C1+			81672C1	25/6415-8	201
81270C1	25/6411-5	198	3404470R1	25/354-10	199,207	81676C1	25/6410-32	228-230
81271C1	25/6411-7	198	81396C1	25/355-15	199	81676C1	25/6410-42	201
81272C1	25/6411-9	198	81397C1	25/346-13	199	81677C1	25/6436-5	201
81273C1	25/6411-11	198	81398C1	25/359-3	199	81682C1	25/6430-24	203
81274C1	25/6411-13	198	81401C1	25/349-18	200	81683C1	25/6406-27	204
81275C1	25/6411-15	198	81402C1	25/367-7	200	81684C1	25/452-23	203
81276C1	25/6411-17	198	81403C1	25/348-8	200	81685C1	25/452-22	203
81277C1+81278C1	25/6412-11	198	81403C1	25/348-10	208	81686C1	25/6434-23	204
81278C1+81277C1	25/6412-11	198	81408C1	25/6459-1	198	81687C1	25/6401-20	204
81279C1	25/6409-9	198	81409C1	25/6463-1	198	81688C1	25/6431-22	203
81280C1	25/6455-2	198	81410C2	25/6462-47	198	81689C1	25/6437-7	204
81283C1	25/6458-1	198	81411C2	25/6407-98	198,202	81690C1	25/6437-8	204
81284C1	25/6457-1	198,206	81413C1	25/6400-17	202	81692C1	25/6437-9	204
81285C1	25/6459-2	198	81414C1	25/6400-18	202	81695C1	25/6438-4	204
81286C1	25/6463-2	198	81415C1	25/6425-9	201	81696C1	25/6584-2	205
81287C2	25/6462-49	198	81416C1+81417C1	25/6451-23	201	81697C1	25/579-11	205
81288C1	25/6407-99	198,202	81417C1+81416C1	25/6451-23	201	81698C1	25/6581-1	205
81288C2	25/6407-99	198,202	81418C1	25/6425-7	201	81700C1	25/6589-2	205
81288C3	25/6407-99	198,202	81419C1	25/6452-23	201	81709C1	25/6411-24	198
81291C1	25/6400-9	202	81420C1	25/6453-99	201	81713C1	72/6428-4KT	203,221
81292C1	25/6400-10	202	81421C1	25/6453-101	201	81715C1	25/327-3	200
81293C1	25/6425-10	201	81422C1	25/6453-102	201	818238C1	25/316-51	200
81294C1	25/6451-24	201	81423C1	25/6453-103	201	818239C1	25/316-52	200
81295C1	25/6425-8	201	81424C1	25/6453-104	201	818240C1	25/316-53	200
81296C1	25/6452-5	211	81425C1	25/6453-105	201	818241C1	25/316-54	200
81296C1	25/6452-63	201	81426C1	25/6453-98	201	81852C1	25/486-64	222
81298C1	25/6453-113	201	81427C1	25/6453-100	201	81864C1	25/495-67	245,251
81299C1	25/6453-114	201	81428C1	25/6450-62	201,231	81866C1	25/495-68	245,251
81301C1	25/6453-116	201	81429C2	25/6462-2	214	81873C1	25/355-13	226
81302C1	25/6453-117	201	81429C2	25/6462-48	202	81882C1	25/6402-31	225
81303C1	25/6453-110	201	81430C1	25/6402-32	202	81883C1	25/445-8	228
81303C1	25/6453-111	201	81431C1	25/6446-1	203	81884C1	25/6406-20	236
81304C1	25/6453-112	201	81432C1	25/6445-1	203	82068C92	62/930-167	273
81305C1	25/6450-74	201	81434C1	25/6430-10	203	82185C1	25/495-275	244,251
81306C2	25/6462-8	202	81435C1	25/6406-8	204	82234C2	25/6429-1	238
81307C1	25/6402-33	202	81436C1	25/452-19	203	82236C92	25/6418-8	238
81308C1	25/6415-7	201	81437C1	25/6401-18	204	82363C91	25/1918-8	154
81309C1	25/6417-10	201	81441C1	25/327-1	200	82364C91	25/1918-7	154
81310C1	25/6408-78	201	81442C1	25/349-17	200	83027C1	25/165-32	103
81311C1	25/6417-9	201	81452C1	25/6430-23	203	83027C1	25/165-32	103
81312C2	25/6410-41	201,228-230	81453C1	25/6406-26	204	836110552(X3)	25/3-97	14
81313C1	25/6436-4	201	81454C1	25/6401-17	204	836110552(X4)	25/3-98	14
81317C1	25/440-63	201	81455C1	25/6431-21	203	836110552(X6)	25/3-99	14
81318C1	72/6428-3KT	203,221	81575C1	25/341-31	199	836119457(X4)	25/2-97	14
81319C1	25/6430-4	203	81575C2	25/341-31	199	836119457(X5)	25/2-98	14
81320C1	25/6406-9	204	81576C1	25/355-20	199	836119457(X7)	25/2-99	14
81321C1	25/452-20	203	81586C1	25/355-21	199	836647502(X2)+		
81322C1	25/452-21	203	81593C1	25/355-19	199	836647503	25/37-275	32
81323C1	25/6434-22	204	81597C1+81598C1	25/353-30	199	836647503+		
81324C1	25/6401-19	204	81598C1+81597C1	25/353-30	199	836647502(X2)	25/37-275	32
81325C1	25/6431-8	203	81599C1	25/361-12	199	83873C1	25/1913-29	156
81326C1	25/6433-12	203	81604C1	25/361-13	199	83874C1	25/1913-30	156
81327C1	25/384-9	203	81609C1	25/361-14	199	84058C1	62/932-7	278
81328C1	25/6437-2	204	81614C1+871245R1	25/354-35	199	84059C1	62/931-10	278
81329C1	25/6437-4	204	81615C1	25/355-3	199,207,215	84060C1	62/940-13	278
81330C1	25/6437-6	204	81616C1	25/346-15	199	8420/03010	63/1955-239	154,155,157,158
81331C1	25/6437-1	204	81617C1	25/359-5	199	84209C2	62/939-16	278
81332C1	25/6437-3	204	81618C1	25/316-55	200	84496C1	25/153-90	84,87
81333C1	25/6437-5	204	81619C1	25/316-56	200	84497C1	25/154-90	84,87
81334C1	25/6439-1	204	81620C1	25/317-52	200	84497C2	25/154-90	84,87
81336C1	25/6584-1	205	81623C1	25/350-15	200	84524C92	25/150-74	98
81337C1	25/6583-1	205	81629C1	25/349-20	200	84657C1	25/144-183	79,8
81338C1	25/579-10	205	81630C1	25/347-8	200	84673C1	25/150-73	98
81339C1	25/6580-1	205	81631C1	25/351-10	200	84673C2	25/150-73	98
81340C1	25/6581-1	205	81632C1	25/328-2	200	84673C3	25/150-73	98
81341C1	25/6582-1	205	81633C1	25/343-4	200	84673C4	25/150-73	98

Les références des pièces sont indicatives.  
Nos pièces ne sont pas d'origine

Part numbers are quoted for reference purposes only.  
Our parts and accessories are not original.



**"THE RELIABLE SERVICE"**



REFERENCES INTERCHANGEABLES  
CROSS REFERENCES

OEM OEM	Réf. Ref.	Page Page	OEM OEM	Réf. Ref.	Page Page	OEM OEM	Réf. Ref.	Page Page
84673C5	25/150-73	98	905653R1	25/452-15	220	97173C4	25/108-61	96
84766C1	25/144-68	80,83	905654R1	25/441-24	217	97204C1	82/9202-101	302
85025C1	25/200-110	163,166,169,171	905667R1	25/441-23	210,217	972467R91	25/372-19	190
85025C2	25/200-110	163,166,169,171	905875R1	25/440-67	236	97903C1	25/495-275	244,251
85025C91	25/200-110	163,166,169,171	905876R1	25/440-65	236	98041C1	25/4073-93	308
85026C3	25/221-110	163,166,169,174	906003R1	25/446-34	195	98-042413	25/6425-59	232
85104C91	25/231-11	163,166,167,169	90-6017T1	60/161-48	120,128	98362C1	25/409-52	189
85104C92	25/231-11	163,166,167,169	90-6443T1	60/161-215	120,128	98362C2	25/409-52	189
85639C1	25/841-20	287	90-6444T1	60/162-215	120,128	98370C3	82/9202-501	304
85640C2	25/841-21	287	90-6602T1	60/641-29	131,133,134	984912C1	25/486-14	196,197
85644C1	25/841-23	287	90-7101T1	60/97-74	119,120,123,124,126-128	98604C2	25/4072-30	306
85644C2	25/841-23	287				98686C2+		
85645C1	25/841-24	287	90-7729T1	25/144-191	80	1334975C2+		
85645C2	25/841-24	287	90-8300T1	60/161-216	120,126-128	1334976C2+		
85651C91	25/181-22	152	90-8301T1	60/162-216	120,126-128	98687C2	25/860-316	288
85661H	25/372-21	190	91448C1	62/920-166	282	98687C2+		
871241R91	25/354-10	199,207	91448C2	62/920-166	282	1334975C2+		
871244R1+			91450C1	25/186-6	139	1334976C2+		
131312C1	25/354-11	207	91902C2	62/930-201	273,274	98686C2	25/860-316	288
871244R1+			91952C3	25/186-22	139	98688C2+		
871245R1	25/354-35	199	91967C1	63/1955-472	152,153	1334975C2+		
871245R1+			91971C1	25/189-49	153	1334976C2+		
81379C1	25/353-28	199	91971C2	25/189-49	153	98689C2	25/860-318	288
871245R1+			91972C1	25/189-50	153	98689C2+		
81614C1	25/354-35	199	91972C2	25/189-50	153	1334975C2+		
871245R1+			92101C1	82/9202-600	304	1334976C2+		
871244R1	25/354-35	199	92242C1	63/1955-453	153,159,160	98688C2	25/860-318	288
87790260(X6)+			92263C1	63/1931-51	159	98782C1	25/441-8	210,239
87790266	25/2-105	17	92281C1	62/920-4	280	98783C1	25/441-10	239
87790262(X6)+			92293C1	62/920-4	280	99094C1	25/6591-1	205
87790268	25/2-105A	17	92590C2	25/196-17	176	999574R91	70/2930-51	104
87790263(X6)+			92602C91	25/200-46	163,166,169,170	A100561A	25/6430-25	234,235
87790269	25/2-105B	17	92602C92	25/200-46	163,166,169,170	A134737	25/950-53	145
87790264(X6)+			92801C1	60/240-70	131,133,134	A151931	60/156-3	125
87790270	25/2-105C	17	931218R1	25/440-27	217	A156873	25/6438-19	236
87790265(X6)+			931369R1	25/343-3	200	A158090	25/417-60	186
87790271	25/2-105D	17	931426R1	25/440-28	217	A162469	62/930-201	273,274
87790266+			931638R1	25/6455-1	198	A163160	25/962-22	142
87790260(X6)	25/2-105	17	931640R1	25/440-26	210	A169805	70/1987-53	295
87790268+			932183R1	25/351-8	200	A170241	25/151-33	100
87790262(X6)	25/2-105A	17	933029R1	25/6434-15	213	A171255	60/161-79	119,120,126,128
87790269+			933074R1	25/6434-14	213	A171256	60/161-79	119,120,126,128
87790263(X6)	25/2-105B	17	933085R1	25/6425-4	218	A171256	60/162-79	119,120,126,128
87790270+			933086R1	25/384-10	203	A171919	25/151-33	100
87790264(X6)	25/2-105C	17	933113R1	25/6434-18	204,22	A175136	25/305-45	181
87790271+			933222R1	25/6457-3	206,22	A175180	25/416-28	184,185
87790265(X6)	25/2-105D	17	933255R1	25/388-2	213	A175806	25/316-57	180
87790304(X6)	25/3-105	17	933565R1	25/6438-7	220	A176566	25/180-21	140
87790306(X6)	25/3-105A	17	933602R1	25/441-14	239	A178380	25/687-20	264
87790307(X6)	25/3-105B	17	933709R1	25/6457-2	206,213,214,220	A178381	25/687-19	264
87790308(X6)	25/3-105C	17	933710R1	25/6457-5	214	A178874	25/416-28	184,185
87790309(X6)	25/3-105D	17	933716R1	25/6456-4	214	A178972	25/196-37	176
88107C91	25/560-40	258	933718R1	25/6438-6	213,22	A181437	25/863-16	286
88107C92	25/560-40	258	933745R1	25/441-11	217,239	A181523	25/863-16	286
88107C93	25/560-40	258	933799R1	25/6438-1	204	A184225	25/150-130	99
89460C92	25/7600-11	260	933799R1	25/6438-9	220	A184439	25/150-130	99
89521C1	25/6405-34	212	933799R1	25/6456-2	206	A184441	25/150-130	99
89522C1	25/6405-13	212	933800R1	25/441-8	210,239	A184443	25/150-130	99
89523C1	25/6404-13	212	933804R1	25/6434-17	220	A184460	25/165-102	103
89524C1	25/6403-20	212,239	933948R1	25/447-5	195	A184475	25/165-103	103
89525C1	25/6405-14	212	934008R1	25/441-15	239	A184652	25/144-69	80,83
89527C1	25/6445-2	213	934013R1	25/452-13	213	A184773	60/111-49	115-118,120,123,125-128
89528C1	25/6405-68	212	93402C1	60/240-86	129-132,134			
89529C1	25/6405-69	212	93413C1	60/240-86	129-132,134	A184774	60/111-45	116-118,125,126,128
89653C1	25/6403-20	212,239	934208R1	25/346-4	215			
897505H1	25/144-185	79	934221R1	25/6438-3	204	A184775	60/97-60	115-118,125,126,128
898138H1	25/6461-1	198,206,225	934221R1	25/6456-3	206			
898138H1	25/6461-2	214	934262R1	25/346-3	207	A184776	60/111-100	126-128
898172H1	25/6456-1	198,206,214	934642R1	25/6433-6	213	A186256	63/1980-65	294
89880C91	69/565-27	255	934649R1	25/346-2	207	A186271	62/930-201	273,274
90030C2	25/6447-6	238	934650R1	25/388-1	213	A186377	25/441-10	239
90031C2	25/6447-7	238	934651R1	25/6438-5	213,22	A187597	62/930-52	274
90088C1	25/6448-1	238	934654R1	25/440-25	210	A187613	25/950-33	145
90308C1	25/1919-7	154	934655R1	25/452-18	213	A187614	25/950-33	145
90309C1	25/1919-8	154	934777R1	25/6455-3	198	A187623	62/920-111	282
90-3941T1	60/111-49	115-118,120,123,125-128	934998R1	25/343-6	209	A187631	25/1919-96	154,155,158
			93835C92	25/640-15	254-256	A187670	70/1987-22	295
905476R1	25/6456-1	198,206,214	97165C1	25/851-21	298	A187687	25/180-15	140
905514R1	25/441-8	210,239	97173C3	25/108-61	96	A187728	62/930-201	273,274

Les références des pièces sont indicatives.  
Nos pièces ne sont pas d'origine

Part numbers are quoted for reference purposes only.  
Our parts and accessories are not original.





REFERENCES INTERCHANGEABLES  
CROSS REFERENCES

OEM OEM	Réf. Ref.	Page Page	OEM OEM	Réf. Ref.	Page Page	OEM OEM	Réf. Ref.	Page Page
A18783	62/920-72	282	A77476(X6)+			A77857	25/72-144	55,56
A187909	70/1987-52	295	A77477	25/2-49C	12	A77858	25/76-118	55
A188507	25/686-19	264	A77477+			A77859	25/76-119	55,56
A188508	25/686-20	264	A77476(X4)	25/2-13C	12	A77860	25/72-118	55
A188654	25/196-38	176	A77477+			A77861	25/72-119	55,56
A188703	25/196-37	176	A77476(X6)	25/2-49C	12	A77868	25/72-120	55,56
A188946	25/317-57	180	A77491	25/72-119	55,56	A77890	25/11-49	11,12
A189039	25/144-194	80	A77518	25/32-91	27,29	A77896+		
A189040	25/144-423	83	A77519	25/32-91A	27	A77405(X4)	25/2-13	11,12
A189049	25/166-12	103	A77520	25/32-91B	27	A77896+		
A189087	25/150-130	99	A77537	60/97-47	119,120,126,128	A77405(X6)	25/2-49	11,12
A189091	25/150-130	99	A77543	60/156-3	125	A77925	25/76-119	55,56
A190067	25/422-66	184,185	A77544	60/156-3	125	A77975	25/76-118	55
A190182	25/196-38	176	A77562	25/34-283	28	A77979	25/75-119	55,56
A190183	25/196-37	176	A77563(X6)	25/3-66	11,12	A78042	25/76-145	55,56
A190663	25/150-130	99	A77564(X6)	25/3-66A	12	AAU2906	25/221-186	162,175
A190807	25/150-131	99	A77565(X6)	25/3-66B	12	B.221A	25/2-21A	9
A26744+ST2001A	25/6410-22	210,217	A77566(X6)	25/3-66C	12	B.221B	25/2-21B	9
A3037495	25/6438-19	236	A77569(X6)+			B.321B	25/3-21B	9
A42580	70/1987-53	295	A77843	25/2-66	11,12	B1036	25/72-33	54
A44081	60/97-12	105,106,111,112,114-119,128	A77579	25/130-62	76	B1040	25/460-19	194
			A77592	25/76-144	55,56	B1040	25/460-19	194
A47032	60/161-65	118,119,128	A77616	25/60-9	74	B1044	25/460-23	194
A47033	60/162-65	118,119,128	A77630	25/76-144	55,56	B1044	25/460-23	194
A48791	25/6456-4	214	A77671	25/72-118	55	B1266	25/475-17	191
A48799	25/6457-5	214	A77672	25/76-118	55	B1266	25/475-17	191
A48812	25/6457-2	206,213,214,220	A77673	25/75-118	55	B3161	25/31-61	34
A48885	25/6438-3	204	A77674	25/72-119	55,56	B3361	25/33-61	34,35
A48885	25/6456-3	206	A77675	25/76-119	55,56	B3362	25/33-62	21,23,24
A52069	25/346-9	215	A77676	25/75-119	55,56	B3363	25/33-63	21-24
A52070	25/346-4	215	A77678	25/76-144	55,56	B3364	25/33-64	21,23,24
A52097	25/6438-2	204	A77679	25/75-144	55,56	B3365	25/33-65	21-24
A75156	25/416-28	184,185	A77700	25/117-131	69	B3365	25/33-65	21-24
A75210+A75211	25/6410-26	210	A77703	25/130-61	76	B3366	25/33-66	22,24
A75211+A75210	25/6410-26	210	A77703	25/130-61E	76	B3366	25/33-66	22,24
A77401	25/34-92	27,29	A77704	25/130-62	76	B3367	25/33-67	22,24
A77405(X4)+			A77704	25/130-62E	76	B3367	25/33-67	22,24
A77406	25/2-13	11,12	A77706+			B382169	25/352-8	198,207,226,227
A77405(X4)+			A77711(X6)	25/2-66	11,12	B502921	25/75-94	53
A77896	25/2-13	11,12	A77707+			B503049	25/6450-18	231
A77405(X6)+			A77712(X6)	25/2-66A	12	B503095	60/574-7	131,134
A77406	25/2-49	11,12	A77708+			B503362	62/930-54	273
A77405(X6)+			A77713(X6)	25/2-66B	12	B503521	25/100-24	72
A77896	25/2-49	11,12	A77709+			B506198	25/200-1241KT	169
A77406+			A77714(X6)	25/2-66C	12	B506200	25/200-1242KT	169
A77405(X4)	25/2-13	11,12	A77711(X6)+			B506371	62/920-38	280
A77406+			A77706	25/2-66	11,12	B506828	25/180-28	140
A77405(X6)	25/2-49	11,12	A77712(X6)+			B507054	25/200-53KT	169
A77410	25/32-92	27,29	A77707	25/2-66A	12	B507055	25/200-55KT	169
A77411	25/32-92A	27	A77713(X6)+			B507056	25/200-1240KT	169
A77412	25/32-92B	27	A77708	25/2-66B	12	B507057	25/200-1114KT	169
A77463	25/34-92A	27	A77714(X6)+			B507059	25/200-59KT	169
A77464	25/34-92B	27	A77709	25/2-66C	12	B507059	25/200-202KT	169
A77465(X4)	25/3-13	11,12	A77727	25/34-91	27-29	B507060	25/200-1122KT	169
A77465(X6)	25/3-49	11,12	A77728	25/34-91A	27,28	B507061	25/200-1120KT	169
A77466(X4)	25/3-13A	12	A77729	25/34-91B	27,28	B507062	25/200-1120KT	169
A77466(X6)	25/3-49A	12	A77730	25/32-91	27,29	B507063	25/200-1121KT	169
A77467(X4)	25/3-13B	12	A77733	25/32-91	27,29	B507064	25/200-1121KT	169
A77467(X6)	25/3-49B	12	A77734	25/32-91A	27	B507526	25/6403-62	225,239
A77468(X4)	25/3-13C	12	A77735	25/32-91B	27	B50765	25/200-1123KT	169
A77468(X6)	25/3-49C	12	A77736	25/143-44	90	B508251	60/161-205	118,124,128
A77472(X4)+			A77744	25/34-283	28	B508252	60/162-205	118,124,128
A77473	25/2-13A	12	A77753	25/7101-4	95	B509413	25/130-56	75
A77472(X6)+			A77754	25/73-118	55	B509514	25/6407-104	229,23
A77473	25/2-49A	12	A77755	25/73-119	55,56	B512106	25/6410-46	229
A77473+			A77771+J901597	25/32-283	28	B512172	25/200-1247KT	169
A77472(X4)	25/2-13A	12	A77771+J934046	25/32-283	28	B512293	25/200-1245KT	169
A77473+			A77790	25/11-66	11,12	B512294	25/200-1246KT	169
A77472(X6)	25/2-49A	12	A77793	25/76-119	55,56	B512444	25/200-1243KT	169
A77474(X4)+			A77794	25/76-144	55,56	B512445	25/200-1244KT	169
A77475	25/2-13B	12	A77802	25/34-283	28	C2828565	25/6407-106	228
A77474(X6)+			A77809	25/13-66	11,12	C3543267	25/32-91	27,29
A77475	25/2-49B	12	A77839	25/72-144	55,56	CAR119906	25/452-17	234,235
A77475+			A77842	25/76-145	55,56	D136236	25/144-193	80
A77474(X4)	25/2-13B	12	A77843+			D139225	60/111-111	124
A77475+			A77569(X6)	25/2-66	11,12	D142883	25/486-59	222-224
A77474(X6)	25/2-49B	12	A77853+J901597	25/32-285	28	D142950	25/6462-39	222-224
A77476(X4)+			A77853+J934046	25/32-285	28	D143071	25/6407-106	228
A77477	25/2-13C	12	A77855	25/72-144	55,56	D149725	25/486-75	224

Les références des pièces sont indicatives.  
Nos pièces ne sont pas d'origine

Part numbers are quoted for reference purposes only.  
Our parts and accessories are not original.





REFERENCES INTERCHANGEABLES  
CROSS REFERENCES

OEM OEM	Réf. Ref.	Page Page	OEM OEM	Réf. Ref.	Page Page	OEM OEM	Réf. Ref.	Page Page
D149728	25/495-68	245,251	J905443	25/66-25	101	J928143	25/100-35	72
D149730	25/495-67	245,251	J905449	25/74-144	55,56	J928160	25/7101-5	95
D149731	25/6407-38	228,229	J905866	25/144-141	80	J928168	25/73-144	55,56
D150977	25/6438-17	236	J906080	25/11-49	11,12	J928493	25/17-119	11
D3NN13200B	25/1902-1	155	J906412	25/45-78	45	J928639	25/143-70	90
D3NN13201B	25/1902-2	155	J906413	25/90-43	65	J929795	25/74-118	55,56
D56453	60/161-60	119,128	J906414	25/90-40	65	J930135	25/100-109	72
D80538	60/156-3	125	J906415	25/90-41	65	J930201	25/100-107	72
E135077	25/6456-1	198,206,214	J906700	25/143-44	90	J930336	25/90-43	65
E135077	25/6457-1	198,206	J906795	25/100-107	72	J930337	25/90-40	65
E135803	25/6407-106	228	J907057	25/73-119	55,56	J930338	25/90-41	65
E1528699	25/6407-106	228	J907177	25/38-283	28	J930566	25/100-108	72
E2527244	25/6433-15	235	J907242	25/143-70	90	J930906	25/74-118	55,56
E44655	25/6438-19	236	J907682	25/73-144	55,56	J930942	60/111-44	117,119,120, 123,128
E44912	25/361-17	227	J907792	25/35-283	28			
E49591	25/361-16	226,227	J908032	25/1-49	11,12	J931019	25/73-144	55,56
F3428546	25/451-12	234,235	J908513	25/117-131	69	J931062	60/111-70	119,123,128
F62671	25/84-18	49	J908615	60/97-51	117,119,123, 126-128	J931063	60/111-56	117,119,120,123, 126-128
G10418	25/6407-107	229						
G15208+ST2039	25/6410-30	210	J908616	60/97-53	119,128	J932217	60/97-51	117,119,123, 126-128
G3428547	25/451-18	234,235	J909090	25/13-49	11,12			
G45048	70/2930-51	104	J909411	25/13-49	11,12	J933252	25/100-108	72
G57046	25/449-12	194	J909476	25/117-59	69	J933253	25/100-109	72
GBS2001038	25/6407-107	229	J910066	25/90-41	65	J933254	25/100-107	72
H100032	25/6407-107	229	J911315	25/135-1	83	J934046+A77771	25/32-283	28
H1482196	25/6410-32	228-230	J911342	25/73-144	55,56	J934046+A77853	25/32-285	28
H40556	63/1955-245	154,156-158	J911558	25/144-89	80,83	J934047+J802747	25/32-93	27,29
H437677	25/6430-18	234,235	J911562	25/144-90	80,83	J934430	60/97-51	117,119,123, 126-128
H437679	25/6436-3	234,235	J911567	25/144-140	80			
H438262	25/144-193	80	J911571	25/144-141	80	J934486	25/13-66	11,12
J100304	60/156-3	125	J911572	25/144-142	80	J934817	25/135-1	83
J283333	25/73-118	55	J912246	25/135-1	83	J935585	25/73-144	55,56
J283335	25/73-119	55,56	J912587	25/143-44	90	J936202	25/135-1	83
J286277	25/130-61	76	J913900	25/28-66	11,12	J936203	25/135-1	83
J286503	60/111-70	119,123,128	J913990	25/28-66	11,12	J936316	25/100-108	72
J329289	60/111-49	115-118, 120, 123,125-128	J914005	25/90-43	65	J936317	25/100-109	72
			J914006	25/90-40	65	J937027	25/90-43	65
J353978	25/13-66	11,12	J914086	25/135-1	83	J937345	60/97-51	117,119,123, 126-128
J401544	60/97-74	119,120,123, 124,126-128	J914093	25/7101-5	95			
			J914310	25/147-70	90	J937404	25/90-40	65
J800974	25/130-62	76	J915506	25/42-78	45	J937743	60/97-51	117,119,123, 126-128
J800976	25/130-62	76	J915707	25/47-78	45			
J802358	25/130-61	76	J917358	25/73-119	55,56	J938159	25/17-119	11
J802422	25/34-91A	27,28	J917998	25/100-107	72	J938267	25/73-144	55,56
J802423	25/34-91B	27,28	J918211	25/90-43	65	J940052	25/130-232	76
J802429	25/34-283	28	J918212	25/90-40	65	J940632	25/143-71	90
J802479	25/130-62	76	J918213	25/90-41	65	J941476	25/28-49	11,12
J802479	25/130-62	76	J918324	25/1-49	11,12	J941742	25/90-40	65
J802746	25/34-91	27-29	J918600	25/7101-5	95	J944386	25/100-110	72
J802747+J919053	25/32-93	27,29	J918944	25/135-1	83	J945929+		
J802747+J934047	25/32-93	27,29	J919053+J802747	25/32-93	27,29	J945930(X6)	25/2-66	11,12
J802764	25/32-93A	27	J919322	25/117-187	69	J945930(X6)+		
J802765	25/32-93B	27	J919322	25/117-187	69	J945929	25/2-66	11,12
J802970	25/130-61	76	J919562	60/97-74	119,120,123,124, 126-128	J948071	25/90-41	65
J802975	25/130-62	76				J949093	25/100-110	72
J804927	25/130-232	76	J919937	25/35-284	28	J991085	25/45-78	45
J843760	60/111-70	119,123,128	J920867	25/42-64	45	K205142	25/486-60	222-224
J900250	25/46-64	45	J920868	25/43-64	45	K206320	25/449-12	194
J901085	25/28-49	11,12	J921067	25/90-41	65	K261014	25/361-17	227
J901117	25/42-64	45	J921394	25/73-119	55,56	K261065	25/346-11	226,227
J901175	25/90-40	65	J921444	25/43-78	45	K261065	25/346-11	226,227
J901177	25/46-78	45	J921550	25/100-109	72	K261841	25/495-186	242,250
J901187	25/41-78	45	J921640	25/47-68	45	K261842	25/495-187	242,245,248,250
J901597+A77771	25/32-283	28	J921850	25/73-144	55,56	K261852	25/361-17	227
J901597+A77853	25/32-285	28	J921978	25/7101-5	95	K261868	25/365-4	226,227
J901607	25/43-64	45	J923257	25/7101-5	95	K261873	25/6462-38	228,229
J902253	25/42-78	45	J923564	25/41-78	45	K261892	25/6438-19	236
J902254	25/43-78	45	J924492	25/42-78	45	K261897	25/6434-19	236
J902666	25/74-118	55,56	J924644	25/90-41	65	K262143	25/355-32	227
J903224	60/97-53	119,128	J924719	25/90-43	65	K262811	25/6425-43	231
J903264	60/97-51	117,119,123, 126-128	J924720	25/90-40	65	K303805	70/4170-19	296,297
			J925274	60/111-44	117,119,120, 123,128	K303806	70/4170-20	296,297
J903410	60/111-44	117,119,120, 123,128				K395019	25/6407-105	228
J903640	60/111-56	117,119,120,123, 126-128	J925709	25/100-108	72	K395019	25/6462-55	230
			J926034	25/100-109	72	K395027	25/352-8	198,207,226,227
J904166	25/36-91	27	J926201	25/90-41	65	K395029	25/440-66	236
J904374	25/100-35	72	J926202	25/90-43	65	K395033	25/6462-38	228,229
J904410	25/13-66	11,12	J926203	25/90-40	65	K395036	25/6453-28	231
			J927154	25/66-25	101	K395036	25/6453-28	231

Les références des pièces sont indicatives.  
Nos pièces ne sont pas d'origine

Part numbers are quoted for reference purposes only.  
Our parts and accessories are not original.



"THE RELIABLE SERVICE"



REFERENCES INTERCHANGEABLES  
CROSS REFERENCES

OEM OEM	Réf. Ref.	Page Page	OEM OEM	Réf. Ref.	Page Page	OEM OEM	Réf. Ref.	Page Page
K395037	25/6453-29	231	R322004K	25/133-1	75			
K395038	25/6453-30	231	R3382165	25/6403-96	202,239			
K395039	25/6425-43	231	S301064	25/452-36	234,235			
K395040	25/6451-26	231-233	S301064	25/452-36	234,235			
K395074	25/6407-107	229	S89657	25/6407-107	229			
K395082	25/440-65	236	ST2001A+A26744	25/6410-22	210,217			
K395089	25/441-8	210,239	ST2039+G15208	25/6410-30	210			
K395090	25/353-18	226,227	ST2133+ST990	25/6410-24	217			
K395091	25/384-8	213,236	ST990+ST2133	25/6410-24	217			
K395098	25/451-12	234,235	T102913	25/581-16	243,249,251			
K395099	25/451-18	234,235	T103197	25/154-125	85,87			
K395101	25/6410-32	228-230	T103198	25/153-125	85,87			
K395101	25/6410-42	201	U39808	25/352-27	227			
K395102	25/6408-29	228	V3282142	25/6410-32	228-230			
K395103	25/6462-53	228	V39878	25/353-35	226,227			
K395104	25/451-18	234,235	X1139855	25/353-19	226,227			
K395105	25/451-12	234,235	Z1245242	25/355-13	226			
K395110	25/6431-27	234	Z1350559	60/156-3	125			
K395114	25/6406-20	236	Z2950577	60/162-92	121-123,128			
K395122	25/6401-15	236	ZP1927253	25/6403-47	219,239			
K395123	25/445-8	228						
K395131	25/452-17	234,235						
K905277	25/449-12	194						
K907803	25/449-11	194						
K907805	25/449-12	194						
K914053	25/449-11	194						
K914312	25/449-12	194						
K915874	25/181-17	152						
K928523	25/60-10	74						
K947937	25/449-11	194						
K947938	25/449-11	194						
K947941	25/449-12	194						
K950639	25/449-12	194						
K962146	25/181-17	152						
K965215	25/6403-20	212,239						
K965263	25/6438-19	236						
K965265	25/486-60	222-224						
K965266	25/486-59	222-224						
K965306	25/6436-12	234						
K965379	25/6438-19	236						
K965412	25/361-5	226,227						
K965650	25/871-10	290						
L1950594	60/111-111	124						
L2527250	25/6433-15	235						
L30286	25/6407-107	229						
L33289	25/352-9	215						
L3733002	25/452-36	234,235						
M3382161	25/6410-32	228-230						
N13268	25/962-36	143						
N13504	25/6450-19	231						
N13513	25/6431-16	234,235						
N13514	25/6433-11	234,235						
N14372	25/6425-51	223						
N14372	25/6451-36	231-233						
N14372	25/6451-36	231-233						
N14373	25/6451-26	231-233						
N14377	25/497-281	245,247,248,251						
N14388	25/497-44	245,251						
N14406	25/361-5	226,227						
N14411	25/6403-62	225,239						
N14411	25/6403-62	225,239						
N3533065	25/452-17	234,235						
N7255	25/6407-107	229						
N753611	25/346-11	226,227						
N7602	25/227-4	178						
N8153	60/162-25	119,128						
N8897	25/6407-47	222,223						
N8897	25/6407-47	222,223						
N9025	60/641-29	131,133,134						
P1139855	25/353-19	226,227						
P1528699	25/6407-106	228						
P2527244	25/6433-15	235						
P2950591P	60/111-91	123,128						
P3428509	25/451-12	234,235						
P3428510	25/451-18	234,235						
P3428546	25/451-12	234,235						
P3428547	25/451-18	234,235						
P39808	25/352-27	227						
Q2930467	25/6413-7	229,23						

Les références des pièces sont indicatives.  
Nos pièces ne sont pas d'origine

Part numbers are quoted for reference purposes only.  
Our parts and accessories are not original.



"THE RELIABLE SERVICE"



INDEX DES REFERENCES  
REFERENCE INDEX

Réf. Ref.	Page Page	Réf. Ref.	Page Page	Réf. Ref.	Page Page	Réf. Ref.	Page Page	Réf. Ref.	Page Page
25/1-45	9	25/3-47	9	25/15-32	15	25/32-281	40,41	25/41-13	43
25/1-49	11,12	25/3-47A	9	25/15-33	7	25/32-282	40,41	25/41-14	43
25/1-54	8	25/3-47B	9	25/15-34	10	25/32-283	28	25/41-15	43
25/1-55	8	25/3-49	11,12	25/17-11	8	25/32-285	28	25/41-16	43
25/1-56	8	25/3-49A	12	25/17-16	17	25/33-42	21,24	25/41-76	50
25/1-70	8	25/3-49B	12	25/17-116	7	25/33-44	21,24	25/41-77	47
25/1-84	16	25/3-49C	12	25/17-117	7	25/33-61	34,35	25/41-78	45
25/2-13	11,12	25/3-66	11,12	25/17-118	7,8	25/33-62	21,23,24	25/41-80	46
25/2-13A	12	25/3-66A	12	25/17-119	11	25/33-63	21-24	25/41-81	46
25/2-13B	12	25/3-66B	12	25/17-129	13	25/33-64	21,23,24	25/41-83	48
25/2-13C	12	25/3-66C	12	25/17-136	14	25/33-65	21-24	25/41-84	48
25/2-21	8,9	25/3-67	16	25/25-28	17	25/33-66	22,24	25/41-85	48
25/2-21A	9	25/3-68	16	25/25-42	22	25/33-67	22,24	25/42-21	43
25/2-21B	9	25/3-84	16	25/26-16	7	25/33-185	21-24	25/42-22	48
25/2-21C	9	25/3-85	16	25/26-24	8,9	25/33-270	37,38	25/42-23	43
25/2-22	15	25/3-86	15	25/26-27	17	25/33-271	37,38	25/42-64	45
25/2-23	8,9	25/3-87	15	25/26-100	13	25/33-272	34,35	25/42-72	42
25/2-23A	9	25/3-88	15	25/28-12	7,8	25/33-273	35	25/42-73	42
25/2-23B	9	25/3-97	14	25/28-13	15	25/33-274	34,35	25/42-75	51
25/2-23C	9	25/3-98	14	25/28-14	8,9	25/34-42	21,25	25/42-76	50
25/2-24	8,9	25/3-99	14	25/28-46	9	25/34-44	21,25	25/42-77	47
25/2-24A	9	25/3-100	13	25/28-49	11,12	25/34-60	21-23,25	25/42-78	45
25/2-24B	9	25/3-101	13	25/28-51	17	25/34-61	34	25/42-80	46
25/2-24C	9	25/3-105	17	25/28-66	11,12	25/34-61	36	25/42-81	46
25/2-26	9	25/3-106	18	25/28-67	16	25/34-62	21-23,25	25/42-83	48
25/2-26A	9	25/3-107	18	25/28-86	15	25/34-65	21-23,25	25/42-84	48
25/2-26B	9	25/6-16	15	25/28-88	15	25/34-66	22,25	25/42-85	48
25/2-26C	9	25/6-67	16	25/28-97	14	25/34-67	22,25	25/42-86	48
25/2-49	11,12	25/6-86	15	25/28-100	13	25/34-91	27-29	25/42-87	52
25/2-49A	12	25/6-88	15	25/28-106	18	25/34-91A	27,28	25/43-21	43
25/2-49B	12	25/6-97	14	25/30-120	26	25/34-91B	27,28	25/43-22	48
25/2-49C	12	25/6-100	13	25/30-121	26	25/34-92	27,29	25/43-23	43
25/2-66	11,12	25/6-106	18	25/30-122	26	25/34-92A	27	25/43-25	43
25/2-66A	12	25/7-16	7	25/30-123	26	25/34-92B	27	25/43-64	45
25/2-66B	12	25/7-16A	7	25/30-124	26	25/34-100	34,36	25/43-72	42
25/2-66C	12	25/7-16B	7	25/30-125	26	25/34-111	19,2	25/43-73	42
25/2-67	16	25/8-16	7	25/30-126	26	25/34-112	19,2	25/43-75	51
25/2-84	16	25/8-16A	7	25/30-127	26	25/34-114	22,23,25	25/43-76	50
25/2-86	15	25/8-16B	7	25/30-128	26	25/34-270	37,38	25/43-77	47
25/2-88	15	25/9-16	7	25/30-129	26	25/34-271	37,38	25/43-78	45
25/2-97	14	25/9-16A	7	25/30-190	26	25/34-272	34,36	25/43-80	46
25/2-98	14	25/9-16B	7	25/31-42	21	25/34-273	34,36	25/43-81	46
25/2-99	14	25/11-49	11,12	25/31-44	21	25/34-275	32,33	25/43-83	48
25/2-100	13	25/11-66	11,12	25/31-61	34	25/34-276	32,33	25/43-84	48
25/2-101	13	25/11-67	16	25/31-62	21,23	25/34-278	30,31	25/43-85	48
25/2-105	17	25/11-86	15	25/31-63	21-23	25/34-280	39	25/43-86	48
25/2-106	18	25/11-88	15	25/31-64	21,23	25/34-281	40,41	25/43-87	52
25/2-107	18	25/11-97	14	25/31-65	21-23	25/34-283	28	25/44-13	44
25/3-13	11,12	25/11-16	8	25/31-66	22	25/35-42	21,24	25/44-14	48
25/3-13A	12	25/11-17	15	25/31-67	22	25/35-44	21,24	25/45-12	44
25/3-13B	12	25/11-18	8,9	25/31-111	19,2	25/35-61	34,35	25/45-13	44
25/3-13C	12	25/11-19	8	25/31-112	19,2	25/35-62	21,23,24	25/45-14	48
25/3-21	8,9	25/11-100	13	25/31-113	22,23	25/35-63	21-24	25/45-15	44
25/3-21A	9	25/11-105	17	25/31-114	22,23	25/35-66	22-24	25/45-75	51
25/3-21B	9	25/11-106	18	25/31-115	19,2	25/35-274	34,35	25/45-77	47
25/3-21C	9	25/11-116	7	25/31-185	21-23	25/35-275	32,33	25/45-78	45
25/3-22	15	25/11-117	7	25/31-272	34	25/35-278	30,31	25/45-80	46
25/3-23	8,9	25/11-131	59	25/31-273	34	25/35-284	28	25/45-81	46
25/3-23A	9	25/12-19	17	25/31-274	34	25/35-281	40,41	25/45-83	48
25/3-23B	9	25/13-14	8	25/31-278	30	25/35-283	28	25/45-84	48
25/3-23C	9	25/13-15	15	25/31-279	30	25/35-284	28	25/45-85	48
25/3-24	8,9	25/13-16	8,9,169	25/31-281	40	25/36-91	27	25/46-15	44
25/3-24A	9	25/13-49	11,12	25/31-282	40	25/36-270	37,38	25/46-22	48
25/3-24B	9	25/13-66	11,12	25/32-91	27,29	25/36-271	37,38	25/46-64	45
25/3-24C	9	25/13-67	16	25/32-91A	27	25/36-272	34,35	25/46-72	42
25/3-25	8,9	25/13-86	15,169	25/32-91B	27	25/36-274	34,35	25/46-75	51
25/3-25A	9	25/13-97	14	25/32-92	27,29	25/36-280	39	25/46-77	47
25/3-25B	9	25/13-100	13	25/32-92A	27	25/37-275	32	25/46-78	45
25/3-25C	9	25/13-105	17	25/32-92B	27	25/37-278	30	25/46-80	46
25/3-26	9	25/13-106	18,169	25/32-93	27,29	25/38-42	21	25/46-83	48
25/3-26A	9	25/13-116	7	25/32-93A	27	25/38-62	21-23	25/46-84	48
25/3-26B	9	25/13-131	59	25/32-93B	27	25/38-63	21-23	25/47-5	48
25/3-26C	9	25/15-9	10	25/32-113	22-24	25/38-112	19	25/47-6	44
25/3-34	8,9	25/15-23	10	25/32-114	22-24	25/38-113	19	25/47-68	45
25/3-34A	9	25/15-27	10	25/32-275	32,33	25/38-114	19	25/47-75	51
25/3-34B	9	25/15-28	10	25/32-276	32,33	25/38-281	40	25/47-78	45
25/3-46	9	25/15-29	16	25/32-277	32	25/38-283	28	25/47-83	48
25/3-46A	9	25/15-30	17	25/32-278	30,31	25/40-43	43	25/47-84	48
25/3-46B	9	25/15-31	15	25/32-279	30,31	25/41-12	43	25/47-85	48

Les références des pièces sont indicatives.  
Nos pièces ne sont pas d'origine

Part numbers are quoted for reference purposes only.  
Our parts and accessories are not original.



INDEX DES REFERENCES  
REFERENCE INDEX

Réf. Ref.	Page Page	Réf. Ref.	Page Page	Réf. Ref.	Page Page	Réf. Ref.	Page Page	Réf. Ref.	Page Page
25/48-15	44	25/73-95	53	25/85-18	68	25/107-36	94	25/130-228	77
25/49-15	44	25/73-118	55	25/86-18	68	25/107-37	94	25/130-232	76
25/50-9	51	25/73-119	55,56	25/86-19	68	25/107-38	94	25/130-233	77
25/52-9	51	25/73-125	53	25/86-20	68	25/107-39	95	25/130-234	77
25/53-5	51	25/73-126	53	25/88-12	68	25/107-40	95	25/130-235	78
25/53-6	48	25/73-127	53	25/88-13	68	25/108-30	96	25/130-236	78
25/54-6	48	25/73-128	53	25/89-68	66	25/108-31	96	25/130-237	78
25/54-9	51	25/73-129	56	25/89-69	66	25/108-57	96	25/130-242	78
25/56-9	51	25/73-131	59	25/90-35	64	25/108-58	96	25/130-243	78
25/56-18	49	25/73-132	59	25/90-36	64	25/108-59	96	25/131-218	77
25/58-19	138	25/73-133	59	25/90-37	64	25/108-60	96	25/131-219	77
25/58-22	138	25/73-134	59	25/90-38	64	25/108-61	96	25/131-227	77
25/58-23	138	25/73-135	58	25/90-39	64	25/108-62	96	25/131-234	77
25/59-8	10	25/73-136	58	25/90-40	65	25/108-63	96	25/131-235	78
25/60-8	74	25/73-137	57	25/90-41	65	25/108-64	97	25/131-236	78
25/60-9	74	25/73-138	57	25/90-43	65	25/108-65	96	25/131-242	78
25/60-10	74	25/73-140	60	25/90-66	67	25/108-66	96	25/131-25	75
25/60-13	74	25/73-141	60	25/90-67	67	25/108-67	97	25/131-26	77
25/60-40	74	25/73-142A	61	25/90-68	66	25/108-68	97	25/131-27	75
25/60-41	74	25/73-142B	61	25/90-69	66	25/108-69	97	25/131-28	75
25/60-43	74	25/73-142C	61	25/90-70	66	25/108-70	97	25/131-56	75
25/64-3	101	25/73-142D	61	25/90-71	66	25/108-71	97	25/133-1	75
25/64-4	101	25/73-144	55,56	25/90-72	65	25/108-72	97	25/135-1	83
25/65-10	101	25/74-25	54	25/90-73	65	25/108-73	97	25/141-9	78
25/65-24	101	25/74-26	58	25/90-81	67	25/112-1	127	25/142-4	78
25/65-25	101	25/74-27	54	25/90-86	64	25/112-4	127	25/142-5	78
25/65-26	101	25/74-28	54	25/93-68	66	25/112-5	127	25/142-6	78
25/66-10	101	25/74-29	54	25/94-68	66	25/117-51	69	25/142-7	78
25/66-24	101	25/74-94	53	25/100-22	72	25/117-52	69	25/142-32	78
25/66-25	101	25/74-95	53	25/100-23	73	25/117-53	69	25/143-15	90
25/66-26	101	25/74-118	55,56	25/100-24	72	25/117-54	69	25/143-16	91
25/66-27	101	25/74-125	53	25/100-35	72	25/117-55	69	25/143-17	90
25/66-28	101	25/74-129	56	25/100-59	73	25/117-56	69	25/143-44	90
25/66-29	101	25/74-131	59	25/100-78	73	25/117-57	69	25/143-62	90
25/66-30	101	25/74-133	59	25/100-86	72	25/117-58	69	25/143-63	91
25/66-31	101	25/74-135	58	25/100-100	73	25/117-59	69	25/143-64	91
25/70-33	54	25/74-136	58	25/100-101	73	25/117-60	69	25/143-65	91
25/70-137	57	25/74-137	57	25/100-102	73	25/117-61	69	25/143-66	91
25/70-138	57	25/74-138	57	25/100-103	73	25/117-65	69	25/143-67	91
25/70-139	57	25/74-140	60	25/100-104	73	25/117-131	69	25/143-68	91
25/70-142	61	25/74-144	55,56	25/100-105	73	25/117-187	69	25/143-69	91
25/70-143	61	25/75-47	54	25/100-106	73	25/117-188	70	25/143-70	90
25/71-28	54	25/75-48	54	25/100-107	72	25/117-189	70	25/143-71	90
25/71-33	54	25/75-49	54	25/100-108	72	25/117-190	70	25/143-90	91
25/71-47	58	25/75-50	54	25/100-109	72	25/117-191	70	25/144-11	79
25/71-48	54	25/75-94	53	25/100-110	72	25/117-192	70	25/144-23	79
25/71-49	54	25/75-95	53	25/101-22	72	25/117-193	70	25/144-24	79
25/71-50	54	25/75-118	55	25/101-24	72	25/117-194	70	25/144-25	79
25/71-94	53	25/75-119	55,56	25/101-100	73	25/117-195	70	25/144-26	79,8
25/71-95	53	25/75-125	53	25/103-15	92	25/117-196	70	25/144-27	79,81
25/71-100	53	25/75-129	56	25/103-16	92	25/117-197	70	25/144-28	79,81
25/71-101	53	25/75-130	56	25/105-10	93	25/117-198	70	25/144-68	80,83
25/71-102	53	25/75-131	59	25/105-11	93	25/117-199	70	25/144-69	80,83
25/71-103	53	25/75-133	59	25/105-30	93	25/117-200	70	25/144-89	80,83
25/71-129	56	25/75-135	58	25/105-31	93	25/117-201	71	25/144-90	80,83
25/71-135	58	25/75-136	58	25/105-32	93	25/117-202	71	25/144-130	79
25/71-136	58	25/75-137	57	25/105-33	93	25/117-203	71	25/144-131	79
25/71-137	57	25/75-138	57	25/105-34	93	25/117-209	71	25/144-132	79,8
25/71-138	57	25/75-139	57	25/105-35	93	25/117-210	71	25/144-133	79
25/71-139	57	25/75-140	60	25/105-36	93	25/118-6	71	25/144-134	79
25/71-142	61	25/75-144	55,56	25/105-37	93	25/118-9	69	25/144-135	79,81,82
25/72-33	54	25/76-104	60	25/105-38	93	25/118-77	69	25/144-136	80,82
25/72-47	58	25/76-118	55	25/105-39	93	25/119-7	71	25/144-137	80,82
25/72-48	54	25/76-119	55,56	25/107-2	94	25/130-25	75	25/144-138	80,82
25/72-49	54	25/76-131	59	25/107-16	94	25/130-26	77	25/144-139	80,82
25/72-50	54	25/76-133	59	25/107-17	94	25/130-28	75	25/144-140	80
25/72-104	60	25/76-144	55,56	25/107-18	94	25/130-29	75	25/144-141	80
25/72-118	55	25/76-145	55,56	25/107-19	94	25/130-30	75	25/144-142	80
25/72-119	55,56	25/80-14	51	25/107-20	94	25/130-56	75	25/144-143	80,82
25/72-120	55,56	25/80-42	43	25/107-21	95	25/130-57	75	25/144-144	80,82
25/72-135	58	25/81-18	49	25/107-27	94	25/130-58	75	25/144-145	80,81
25/72-136	58	25/82-17	49	25/107-28	94	25/130-59	75	25/144-146	80
25/72-144	55,56	25/82-18	49	25/107-29	94	25/130-60	75	25/144-147	80
25/73-33	54	25/83-17	49	25/107-30	94	25/130-61	76	25/144-148	81
25/73-47	58	25/83-18	49	25/107-31	94	25/130-62	76	25/144-149	81
25/73-48	54	25/84-17	49	25/107-32	94	25/130-216	76	25/144-160	81
25/73-49	54	25/84-18	49	25/107-33	94	25/130-218	77	25/144-161	81
25/73-50	54	25/85-16	68	25/107-34	94	25/130-219	77	25/144-162	81
25/73-94	53	25/85-17	68	25/107-35	94	25/130-227	77	25/144-163	81

Les références des pièces sont indicatives.  
Nos pièces ne sont pas d'origine

Part numbers are quoted for reference purposes only.  
Our parts and accessories are not original.



INDEX DES REFERENCES  
REFERENCE INDEX

Réf. Ref.	Page Page	Réf. Ref.	Page Page	Réf. Ref.	Page Page	Réf. Ref.	Page Page	Réf. Ref.	Page Page
25/144-164	81	25/150-73	98	25/154-125	85,87	25/172-114	137	25/198-23	177
25/144-165	81	25/150-74	98	25/154-161	84,87	25/172-115	137	25/198-24	177
25/144-166	82	25/150-84	99	25/154-164	85,87	25/172-116	137	25/198-25	177
25/144-167	82	25/150-85	99	25/154-166	85,87	25/173-5	140	25/198-26	177
25/144-168	82	25/150-130	99	25/154-167	85,87	25/174-19	140	25/198-27	177
25/144-169	82	25/150-131	99	25/154-168	85,87	25/177-20	138	25/200-39	161,17
25/144-170	82	25/150-141	98	25/154-169	85-87	25/177-21	138	25/200-40	163,17
25/144-171	82	25/150-142	99	25/154-170	85,87	25/177-22	138	25/200-41	161,17
25/144-172	82	25/150-143	99	25/154-172	85,87	25/177-23	138	25/200-43	162,163,170
25/144-173	82	25/150-144	99	25/154-173	85,86,88	25/177-24	138	25/200-45	163,166,170
25/144-174	82	25/150-146	99	25/154-174	85,86,88	25/177-25	138	25/200-46	163,166,169,170
25/144-175	82	25/150-157	99	25/154-175	85,87	25/177-26	138	25/200-47	164,17
25/144-176	82	25/150-161	99	25/154-176	85,88	25/177-62	138	25/200-49	165,17
25/144-177	83	25/151-11	100	25/154-178	85,88	25/177-63	138	25/200-50	161,17
25/144-178	83	25/151-12	100	25/154-179	85,88	25/177-64	138	25/200-51	163,17
25/144-179	83	25/151-13	100	25/154-180	85,88	25/180-7	140	25/200-53	162,169,170
25/144-180	83	25/151-33	100	25/154-181	85,88	25/180-8	140	25/200-53KT	169
25/144-181	83	25/151-34	100	25/154-182	85,88	25/180-15	140	25/200-55	162,164,169,170
25/144-182	83	25/151-35	100	25/154-186	86,88	25/180-18	140	25/200-55KT	169
25/144-183	79,8	25/151-36	100	25/154-187	86,88	25/180-19	140	25/200-56	164,169,171
25/144-184	79	25/151-154	100	25/154-188	86,88	25/180-20	140	25/200-59	165,169,171
25/144-185	79	25/153-24	84,87	25/154-189	86,88	25/180-21	140	25/200-59KT	169
25/144-186	79	25/153-25	84,87	25/154-191	86,88	25/180-28	140	25/200-60	165,169,171
25/144-187	79	25/153-26	84,87	25/154-192	86,88	25/180-31	140	25/200-106	161,171
25/144-188	80,82	25/153-27	84,87	25/154-193	86,88	25/180-32	140	25/200-110	163,166,169,171
25/144-189	80	25/153-28	84,87	25/154-195	84,87	25/181-17	152	25/200-111	161,162,171
25/144-190	80	25/153-29	84,87	25/154-197	86,88	25/181-18	152	25/200-112	161,162,171
25/144-191	80	25/153-30	84,87	25/164-17	102	25/181-19	152	25/200-116	165,169,171
25/144-192	80,82	25/153-31	84,87	25/164-34	102	25/181-22	152	25/200-119	165,169,171
25/144-193	80	25/153-32	84,87	25/164-35	102	25/181-24	153	25/200-120	166,169,171
25/144-194	80	25/153-33	84,87	25/164-36	102	25/181-30	152	25/200-121	165,169,171
25/144-195	81	25/153-34	84,87	25/164-37	102	25/181-40	152	25/200-153	167,171
25/144-196	81	25/153-35	84,87	25/164-41	102	25/181-69	152	25/200-202KT	169
25/144-197	81	25/153-90	84,87	25/164-44	102	25/181-70	152	25/200-305	167,169,171
25/144-198	81	25/153-91	84,87	25/165-30	103	25/185-2	152,153	25/200-306	167,169,171
25/144-199	81	25/153-125	85,87	25/165-31	103	25/186-1	139	25/200-307	167,169,171
25/144-410	81	25/153-160	84,87	25/165-32	103	25/186-6	139	25/200-308	166,169,171
25/144-411	81	25/153-162	84,87	25/165-33	103	25/186-20	139	25/200-309	166,169,171
25/144-412	81	25/153-163	84,87	25/165-34	103	25/186-21	139	25/200-310	162,171
25/144-413	82	25/153-164	85,87	25/165-35	103	25/186-22	139	25/200-350	168,171
25/144-414	82	25/153-165	85,87	25/165-37	103	25/186-23	139	25/200-351	168,171
25/144-415	82	25/153-166	85,87	25/165-90	103	25/186-24	139	25/200-352	168,172
25/144-416	82	25/153-167	85,87	25/165-91	103	25/186-25	139	25/200-360	166,172
25/144-417	82	25/153-169	85-87	25/165-92	103	25/186-34	139	25/200-361	166,172
25/144-418	82	25/153-170	85,87	25/165-102	103	25/186-35	139	25/200-365	168,172
25/144-419	82	25/153-171	85,88	25/165-103	103	25/186-36	139	25/200-371	168,172
25/144-420	82	25/153-172	85,87	25/165-167	103	25/186-37	139	25/200-372	168,172
25/144-421	82,83	25/153-173	85,86,88	25/165-168	103	25/186-38	139	25/200-1114KT	169
25/144-422	83	25/153-176	85,87	25/165-169	103	25/187-19	141	25/200-1120KT	169
25/144-423	83	25/153-177	85,88	25/165-170	103	25/187-28	141	25/200-1121KT	169
25/144-424	83	25/153-178	85,88	25/165-171	103	25/187-29	141	25/200-1122KT	169
25/144-425	83	25/153-179	85,88	25/166-12	103	25/187-30	141	25/200-1123KT	169
25/144-426	83	25/153-182	85,88	25/167-34	102	25/187-33	141	25/200-1124KT	169
25/144-427	83	25/153-183	86,88	25/167-35	102	25/189-47	152	25/200-1240KT	169
25/144-428	83	25/153-184	86,88	25/167-37	102	25/189-48	152	25/200-1241KT	169
25/145-3	100	25/153-185	86,88	25/167-41	102	25/189-49	153	25/200-1242KT	169
25/145-21	100	25/153-186	86,88	25/167-42	102	25/189-50	153	25/200-1243KT	169
25/147-62	90	25/153-187	86,88	25/167-43	102	25/189-51	153	25/200-1244KT	169
25/147-63	91	25/153-188	86,88	25/167-44	102	25/189-52	153	25/200-1245KT	169
25/147-65	91	25/153-189	86,88	25/172-16	136	25/189-53	153	25/200-1246KT	169
25/147-66	91	25/153-190	86,88	25/172-90	136	25/189-54	153	25/200-1247KT	169
25/147-67	91	25/153-191	86,88	25/172-91	136	25/189-202K	152	25/212-11	161,163,172
25/147-68	91	25/153-192	86,88	25/172-92	136	25/189-205	153	25/212-12	162,164,172
25/147-70	90	25/153-193	86,88	25/172-93	136	25/196-15	176	25/212-13	164,172
25/147-71	90	25/153-195	84,87	25/172-94	136	25/196-17	176	25/212-14	165,169,172
25/147-72	91	25/153-196	84,87	25/172-95	137	25/196-18	176	25/212-32	164,172
25/147-73	91	25/153-197	86,88	25/172-96	137	25/196-19	176	25/212-33	165,172
25/147-74	90	25/153-198	86,88	25/172-97	136	25/196-20	176	25/212-34	165,172
25/147-75	90	25/154-26	84,87	25/172-98	136	25/196-21	176	25/212-36	165,172
25/149-3	92	25/154-27	84,87	25/172-99	136	25/196-22	176	25/212-37	165,169,172
25/149-7	92	25/154-29	84,87	25/172-100	136	25/196-23	176	25/212-38	165,166,169,172
25/150-50	98	25/154-30	84,87	25/172-101	136	25/196-37	176	25/212-39	166,169,172
25/150-51	98	25/154-31	84,87	25/172-104	137	25/196-38	176	25/212-162	167,172
25/150-52	98	25/154-32	84,87	25/172-105	137	25/196-40	176	25/212-163	167,172
25/150-53	98	25/154-33	84,87	25/172-106	137	25/196-41	176	25/212-359	166,172
25/150-54	98	25/154-34	84,87	25/172-107	137	25/198-18	177	25/212-365	168,173
25/150-55	98	25/154-35	84,87	25/172-108	137	25/198-19	177	25/212-372	168,173
25/150-56	99	25/154-90	84,87	25/172-109	137	25/198-20	177	25/221-39	161,173
25/150-62	98	25/154-91	84,87	25/172-110	137	25/198-22	177	25/221-40	163,173

Les références des pièces sont indicatives.  
Nos pièces ne sont pas d'origine

Part numbers are quoted for reference purposes only.  
Our parts and accessories are not original.





**INDEX DES REFERENCES**  
**REFERENCE INDEX**

Réf. Ref.	Page Page	Réf. Ref.	Page Page	Réf. Ref.	Page Page	Réf. Ref.	Page Page	Réf. Ref.	Page Page
25/221-41	161,173	25/231-10	161-163	25/324-17	186	25/351-4	208	25/371-14	190
25/221-413	161,175	25/231-11	163,166,167,169	25/327-1	200	25/351-5	208,209	25/371-15	190
25/221-43	162,163,173	25/231-12	162,164,165,169	25/327-2	200	25/351-6	216	25/371-16	190
25/221-44	163,166,173	25/231-13	164-166,169	25/327-3	200	25/351-7	216	25/371-17	190
25/221-45	163,166,169,173	25/231-14	162,164-166,168,169	25/327-4	208	25/351-8	200	25/372-12	190
25/221-46	163,166,173			25/327-5	209	25/351-9	200	25/372-13	190
25/221-47	164,173	25/231-15	161,162,164,165	25/327-6	208,209	25/351-10	200	25/372-14	190
25/221-47E	164,173	25/231-38	166,168	25/327-7	209	25/352-7	207	25/372-15	190
25/221-50	161,173	25/231-39	167,169	25/328-1	200	25/352-8	198,207,226,227	25/372-18	190
25/221-51	163,173	25/231-46	162	25/328-2	200	25/352-9	215	25/372-19	190
25/221-51E	163,173	25/231-72	166,168	25/341-11	207	25/352-10	215	25/372-20	190
25/221-53	162,169,173	25/231-110	163,166,169	25/341-12	207	25/352-25	226,227	25/372-21	190
25/221-53E	162,173	25/231-142	166,169	25/341-13	207	25/352-26	227	25/372-22	190
25/221-54E	162,173	25/231-143	166,169	25/341-14	207	25/352-27	227	25/372-23	190
25/221-55	162,164,165,173	25/231-144	162	25/341-15	215	25/352-29	227	25/376-8	190
25/221-55E	162,164,165,169,173	25/231-153	167,169	25/341-17	215	25/353-8	207	25/381-7	213
		25/231-307	167,169	25/341-18	215	25/353-9	207	25/381-8	220
25/221-56	164,173	25/231-351	168	25/341-28	199	25/353-10	215	25/381-9	220
25/221-57	164,174	25/232-24	168	25/341-29	199	25/353-18	226,227	25/381-10	220
25/221-58	164,174	25/232-26	161	25/341-30	199	25/353-19	226,227	25/381-11	213
25/221-58E	164,169,174	25/296-6	10	25/341-31	199	25/353-28	199	25/381-12	213
25/221-59	165,174	25/296-12	10	25/343-3	200	25/353-29	199	25/381-13	213
25/221-59E	165,174	25/296-13	10	25/343-4	200	25/353-30	199	25/384-3	213,22
25/221-60	165,169,174	25/296-14	10	25/343-5	209	25/353-35	226,227	25/384-4	220
25/221-60E	165,174	25/296-15	10	25/343-6	209	25/353-36	227	25/384-5	213
25/221-106	161,174	25/303-30	181	25/345-1	207	25/353-37	227	25/384-6	213,22
25/221-110	163,166,169,174	25/303-47	181	25/345-2	207	25/354-10	199,207	25/384-7	220
25/221-111	162,174	25/303-48	181	25/345-3	207	25/354-11	207	25/384-8	213,236
25/221-112	162,174	25/303-49	181	25/345-4	215	25/354-12	215	25/384-9	203
25/221-112E	162,174	25/303-50	181	25/345-5	215	25/354-34	199	25/384-10	203
25/221-113	162,174	25/303-81	181	25/345-7	207	25/354-35	199	25/384-11	236
25/221-114	164,174	25/303-84	181	25/346-2	207	25/355-2	207	25/384-12	236
25/221-114E	164,174	25/303-97	181	25/346-3	207	25/355-3	199,207,215	25/384-13	236
25/221-115	164,174	25/305-18	181	25/346-4	215	25/355-13	226	25/384-14	236
25/221-116	165,169,174	25/305-19	181	25/346-5	207	25/355-14	226,227	25/385-3	190
25/221-117	165,174	25/305-20	181	25/346-6	215	25/355-15	199	25/385-5	190
25/221-118	162,174	25/305-45	181	25/346-7	207	25/355-16	199	25/388-1	213
25/221-119	165,174	25/305-49	181	25/346-8	207	25/355-17	199	25/388-2	213
25/221-120	166,175	25/305-81	181	25/346-9	215	25/355-18	199	25/400-11	186
25/221-121	165,175	25/305-84	181	25/346-11	226,227	25/355-19	199	25/403-13	182
25/221-123	161,175	25/305-97	181	25/346-13	199	25/355-20	199	25/403-14	182
25/221-178	162,175	25/306-3	179	25/346-14	199	25/355-21	199	25/409-15	189
25/221-179	167,175	25/306-4	179	25/346-15	199	25/355-22	207	25/409-29	189
25/221-180	167,169,175	25/306-5	179	25/346-16	226,227	25/355-23	207	25/409-51	189
25/221-181	167,169,175	25/309-4	179	25/346-17	227	25/355-24	207	25/409-52	189
25/221-182	167,169,175	25/309-5	179	25/346-18	227	25/355-25	207	25/409-53	189
25/221-183	167,169,175	25/309-6	179	25/347-4	208,209	25/355-26	215	25/409-54	189
25/221-184	166,175	25/309-7	179	25/347-5	216	25/355-27	215	25/409-55	189
25/221-185	166,175	25/309-8	179	25/347-6	216	25/355-28	226,227	25/409-56	189
25/221-186	162,175	25/314-3	179	25/347-7	200	25/355-29	226	25/409-57	189
25/221-306	167,169,175	25/314-4	179	25/347-8	200	25/355-31	227	25/409-58	189
25/221-352	168,175	25/316-15	179	25/348-4	208	25/355-32	227	25/409-60	189
25/221-360	166,175	25/316-16	179	25/348-5	208,209	25/359-3	199	25/410-8	187
25/221-361	166,175	25/316-17	179	25/348-6	216	25/359-4	199	25/410-12	187,188
25/221-365	168,175	25/316-20	200,209	25/348-7	216	25/359-5	199	25/410-13	187
25/221-371	168,175	25/316-21	216	25/348-8	200	25/361-1	207	25/410-14	187
25/221-372	168,175	25/316-51	200	25/349-9	208	25/361-2	207	25/410-15	187,188
25/226-4	178	25/316-52	200	25/349-10	208	25/361-3	215	25/410-16	187
25/226-25	178	25/316-53	200	25/349-11	216	25/361-4	215	25/410-60	187
25/226-26	178	25/316-54	200	25/349-12	209	25/361-5	226,227	25/410-62	188
25/227-4	178	25/316-55	200	25/349-13	209	25/361-6	199	25/410-63	188
25/228-4	178	25/316-56	200	25/349-14	216	25/361-7	199	25/410-64	188
25/228-5	178	25/316-57	180	25/349-15	208	25/361-8	199	25/411-9	187
25/228-25	178	25/316-58	180	25/349-17	200	25/361-9	199	25/411-12	187,188
25/228-26	178	25/316-59	180	25/349-18	200	25/361-10	199	25/411-13	187,188
25/229-4	178	25/316-60	180	25/349-19	200	25/361-11	199	25/411-14	187
25/229-5	178	25/316-61	180	25/349-20	200	25/361-12	199	25/411-60	187
25/230-7	161-163	25/317-14	179	25/350-4	208	25/361-13	199	25/411-63	188
25/230-8	163,166,169	25/317-15	179	25/350-5	208	25/361-14	199	25/412-17	183
25/230-9	162,164,165,167,169	25/317-19	209	25/350-6	216	25/361-15	226,227	25/412-27	183
		25/317-20	216	25/350-7	208	25/361-16	226,227	25/413-9	187
25/230-11	165,166,169	25/317-51	200	25/350-8	209	25/361-17	227	25/413-11	187,188
25/230-12	166,168	25/317-52	200	25/350-9	209	25/365-1	207	25/413-62	188
25/230-106	161	25/317-57	180	25/350-10	209	25/365-2	207	25/413-63	188
25/230-111	161	25/317-58	180	25/350-12	216	25/365-3	215	25/416-7	184
25/230-112	162	25/317-59	180	25/350-13	216	25/365-4	226,227	25/416-8	184,185
25/230-305	167,169	25/317-60	180	25/350-14	200	25/371-10	190	25/416-9	184,185
25/230-308	166,169	25/317-61	180	25/350-15	200	25/371-11	190	25/416-27	184,185
25/231-9	161,163	25/324-4	186	25/351-3	208,209	25/371-13	190	25/416-28	184,185

Les références des pièces sont indicatives.  
Nos pièces ne sont pas d'origine

Part numbers are quoted for reference purposes only.  
Our parts and accessories are not original.



**"THE RELIABLE SERVICE"**



INDEX DES REFERENCES  
REFERENCE INDEX

Réf. Ref.	Page Page	Réf. Ref.	Page Page	Réf. Ref.	Page Page	Réf. Ref.	Page Page	Réf. Ref.	Page Page
25/416-29	185	25/440-65	236	25/452-42	195	25/477-62	192	25/495-235	246,252
25/416-30	185	25/440-66	236	25/453-5	195	25/477-64	192	25/495-241	245,247,251
25/416-31	185	25/440-67	236	25/456-6	195	25/479-13	191	25/495-242	245,247,251
25/416-32	185	25/440-68	236	25/456-7	195	25/479-14	191	25/495-245	247,248,251
25/416-33	185	25/441-7	190	25/457-5	195	25/479-15	192	25/495-263	244,251
25/416-34	185	25/441-8	210,239	25/460-13	193	25/479-16	192	25/495-264	244,251
25/416-36	184	25/441-9	210,217,239	25/460-14	193	25/479-17	192	25/495-265	244,251
25/416-55	184	25/441-10	239	25/460-18	193	25/480-17	193	25/495-267	241,25
25/416-56	184	25/441-11	217,239	25/460-19	194	25/480-18	193	25/495-268	241,25
25/417-1	182	25/441-14	239	25/460-20	193	25/483-3	196	25/495-275	244,251
25/417-10	183	25/441-15	239	25/460-21	194	25/484-3	196	25/495-276	244,252
25/417-15	182	25/441-23	210,217	25/460-22	194	25/485-21	196,206,214	25/495-277	244
25/417-16	182	25/441-24	217	25/460-23	194	25/485-22	196	25/495-278	246,251
25/417-20	182	25/441-64	210	25/460-58	194	25/485-31	196	25/495-279	246,251
25/417-24	184	25/442-2	190	25/460-59	194	25/485-32	196	25/495-280	246,251
25/417-46	184	25/442-3	190	25/460-82	193	25/485-33	196	25/495-281	247,251
25/417-49	184,185	28/443-3	190	25/461-13	193	25/485-34	196	25/495-284	247,248,250
25/417-50	182	25/445-1	210	25/461-14	193	25/486-14	196,197	25/495-285	248,252
25/417-51	182	25/445-2	210	25/461-17	193	25/486-25	196	25/495-286	248,252
25/417-55	184,185	25/445-3	210	25/461-18	193	25/486-26	196	25/495-287	248,25
25/417-60	186	25/445-4	210	25/461-19	194	25/486-27	196	25/495-288	240,242,252
25/417-61	183	25/445-5	217	25/461-20	193	25/486-59	222-224	25/495-289	242,252
25/417-63	184,185	25/445-6	217	25/461-22	194	25/486-60	222-224	25/496-14	240,25
25/420-13	182	25/445-8	228	25/461-23	194	25/486-64	222	25/496-17	241,25
25/420-14	182	25/445-9	228,23	25/461-57	194	25/486-75	224	25/496-192	241,25
25/420-15	182	25/446-9	195	25/461-58	194	25/486-76	223	25/496-193	241,25
25/420-16	182	25/446-10	195	25/461-59	193	25/486-77	222,224	25/497-11	241,25
25/420-17	182	25/446-11	195	25/462-9	193	25/486-78	224	25/497-12	240,25
25/421-15	182	25/446-15	195	25/462-13	193	25/486-79	223	25/497-13	240,241,250
25/421-16	182	25/446-33	195	25/462-18	193	25/486-80	223	25/497-14	240,241,250
25/421-17	182	25/446-34	195	25/462-19	194	25/486-81	223	25/497-15	241,25
25/421-18	182	25/446-35	195	25/462-23	194	25/486-82	196	25/497-21	244,25
25/421-21	182	25/447-4	195	25/462-60	194	25/486-83	196	25/497-22	244,25
25/421-22	182	25/447-5	195	25/463-13	193	25/486-84	196	25/497-23	244,252
25/421-23	182	25/449-11	194	25/463-14	193	25/486-85	196	25/497-24	244,252
25/422-13	183	25/449-12	194	25/463-18	193	25/486-86	223	25/497-44	245,251
25/422-14	185	25/449-13	194	25/463-19	194	25/486-87	223	25/497-60	244,251
25/422-18	185	25/450-19	194	25/463-20	193	25/486-88	223	25/497-131	244,252
25/422-31	183	25/450-20	194	25/463-22	194	25/490-22	240,25	25/497-141	246,247,251
25/422-32	185	25/450-25	193	25/463-23	194	25/490-34	245,247,248,250	25/497-150	245,247,251
25/422-59	186	25/450-26	194	25/463-33	193	25/491-14	240,25	25/497-151	245-247,251
25/422-60	186	25/450-27	193	25/463-58	194	25/491-17	240,25	25/497-177	246,251
25/422-61	183	25/450-28	193	25/463-59	194	25/491-18	240,25	25/497-178	246,251
25/422-62	183	25/451-5	195	25/464-1	193	25/491-22	240,25	25/497-182	242,251
25/422-63	184,185	25/451-6	195	25/464-2	193	25/491-25	241,25	25/497-183	242,251
25/422-64	184	25/451-7	213	25/464-3	193	25/491-26	241,25	25/497-184	245,249,251
25/422-65	184	25/451-8	213	25/464-4	194	25/491-27	245,252	25/497-187	242,251
25/422-66	184,185	25/451-9	213	25/464-5	194	25/491-28	245,25	25/497-188	242,251
25/422-67	184,185	25/451-10	213	25/464-11	194	25/491-82	240,25	25/497-189	242,251
25/422-68	185	25/451-11	220	25/470-41A	192	25/491-83	240,25	25/497-190	242,251
25/423-4	183	25/451-12	234,235	25/470-66	191	25/492-14	240,25	25/497-222	241,252
25/423-5	185	25/451-13	220	25/470-67	191	25/492-16	240,25	25/497-223	241,25
25/423-8	184	25/451-15	234	25/470-68	191	25/492-17	240,25	25/497-245	247,248,251
25/423-10	184,185	25/451-16	234,235	25/470-69	191	25/492-18	245,252	25/497-275	244,251
25/423-15	183	25/451-17	235	25/470-70	191	25/492-19	245,25	25/497-278	246,251
25/423-27	184	25/451-18	234,235	25/470-71	191	25/492-22	240,25	25/497-279	246,251
25/423-46	184	25/451-22	195	25/470-75	192	25/492-24	241,25	25/497-280	246,251
25/423-55	184,185	25/451-23	195	25/470-76	192	25/495-20	250	25/497-281	245,247,248,251
25/423-56	184	25/451-24	195	25/470-77	192	25/495-22	241,25	25/497-282	240,242,250
25/423-59	186	25/451-25	195	25/471-41A	192	25/495-23	240,25	25/497-283	242,25
25/423-61	183	25/452-10	195	25/471-75	192	25/495-24	240,25	25/497-284	245,247,248,250
25/429-24	184	25/452-11	213	25/471-76	192	25/495-26	241,25	25/514-25	197
25/429-46	184	25/452-12	213	25/471-77	192	25/495-27	240,25	25/530-25	197
25/440-6	190	25/452-13	213	25/475-16	191	25/495-28	241,25	25/535-25	197
25/440-7	190	25/452-14	220	25/475-17	191	25/495-29	241,25	25/551-19	180
25/440-8	239	25/452-15	220	25/475-19	192	25/495-60	244,251	25/560-10	258
25/440-9	190	25/452-17	234,235	25/475-20	192	25/495-67	245,251	25/560-12	258
25/440-10	239	25/452-18	213	25/475-21	192	25/495-68	245,251	25/560-35	258
25/440-23	210	25/452-19	203	25/475-47	191	25/495-70	240,25	25/560-38	258
25/440-24	210,217	25/452-20	203	25/476-12	191	25/495-186	242,25	25/560-39	258
25/440-25	210	25/452-21	203	25/476-13	192	25/495-187	242,245,248,250	25/560-40	258
25/440-26	210	25/452-22	203	25/476-14	192	25/495-188	245,246,251	25/566-226	256
25/440-27	217	25/452-23	203	25/476-22	191	25/495-189	245,246,251	25/566-227	256
25/440-28	217	25/452-36	234,235	25/477-13	191	25/495-190	245,248,251	25/566-228	256
25/440-29	217	25/452-37	235	25/477-14	191	25/495-230	246,251	25/566-229	256
25/440-30	217	25/452-38	234,235	25/477-16	192	25/495-231	246,251	25/566-230	257
25/440-31	217	25/452-39	234	25/477-17	192	25/495-232	246,248,252	25/566-231	256
25/440-63	201	25/452-40	195	25/477-60	191	25/495-233	246,252	25/566-232	256
25/440-64	210	25/452-41	195	25/477-61	192	25/495-234	246,252	25/566-233	256

Les références des pièces sont indicatives.  
Nos pièces ne sont pas d'origine

Part numbers are quoted for reference purposes only.  
Our parts and accessories are not original.



**INDEX DES REFERENCES**  
**REFERENCE INDEX**

Réf. Ref.	Page Page	Réf. Ref.	Page Page	Réf. Ref.	Page Page	Réf. Ref.	Page Page	Réf. Ref.	Page Page
25/572-1	197	25/700-73	267	25/762-22	270	25/853-14	299	25/870-114	292
25/577-14	253	25/700-74	267	25/770-4	259	25/853-15	299	25/870-115	292
25/577-15	253	25/700-75	267	25/770-35	259	25/853-16	300	25/871-8	290,291
25/577-16	253	25/701-10	267	25/770-36	259	25/853-17	300	25/871-9	290,291
25/578-14	253	25/701-40	266	25/770-37	259	25/853-18	300	25/871-10	290
25/579-10	205	25/701-41	266	25/770-38	259	25/853-19	300	25/871-11	290-292
25/579-11	205	25/701-48	266	25/770-39	259	25/860-230	288	25/871-43	292
25/579-12	252	25/702-7	267	25/770-40	259	25/860-231	288	25/871-48	292
25/579-13	252	25/702-8	270	25/770-41	259	25/860-232	288	25/871-49	290
25/580-9	253	25/702-15	267	25/770-42	259	25/860-233	288	25/872-11	292
25/580-10	225,253	25/702-48	266	25/770-43	259	25/860-234	288	25/872-12	290
25/580-11	225,253	25/702-66	266	25/770-44	259	25/860-235	288	25/872-14	290,291
25/580-13	253	25/703-8	270	25/770-45	259	25/860-236	288	25/872-21	292
25/580-14	253	25/703-11	267	25/770-46	259	25/860-237	288	25/872-22	290,291
25/581-3	243,25	25/703-12	267	25/770-47	259	25/860-238	288	25/872-42	292
25/581-4	243,251	25/703-14	267	25/770-48	259	25/860-239	288	25/872-44	291,292
25/581-5	243,25	25/703-15	267	25/770-49	259	25/860-240	288	25/872-64	292
25/581-6	243,251	25/703-48	266	25/770-50	259	25/860-300	288	25/872-73	291
25/581-7	243,249,250	25/703-49	266	25/770-51	259	25/860-301	288	25/872-74	292
25/581-8	243,249,251	25/703-66	266	25/770-52	259	25/860-302	288	25/872-75	292
25/581-9	249,25	25/703-67	266	25/770-53	259	25/860-303	288	25/872-76	292
25/581-10	249,251	25/704-11	267	25/770-54	259	25/860-304	288	25/872-77	292
25/581-11	243,25	25/704-12	267	25/770-55	259	25/860-305	288	25/872-78	292
25/581-12	243,251	25/704-13	267	25/770-56	259	25/860-306	288	25/872-79	292
25/581-14	249,251	25/704-48	266	25/770-57	259	25/860-307	288	25/874-22	290
25/581-16	243,249,251	25/707-48	266	25/772-3	259	25/860-308	288	25/874-23	290,291
25/581-18	249,251	25/711-5	267	25/773-2	271	25/860-309	288	25/874-24	291
25/581-28	249,25	25/711-6	267	25/773-3	271	25/860-310	288	25/874-25	291
25/581-40	249,252	25/715-11	271	25/773-4	271	25/860-311	288	25/874-27	292
25/581-41	249,251	25/715-12	271	25/773-5	271	25/860-312	288	25/874-28	292
25/581-45	243,251	25/719-5	271	25/841-16	287	25/860-314	288	25/874-29	292
25/581-46	249,251	25/719-6	271	25/841-17	287	25/860-315	288	25/874-30	292
25/581-47	249,252	25/740-16	268	25/841-18	287	25/860-316	288	25/874-31	292
25/582-1	197	25/740-18	268	25/841-18E	287	25/860-317	288	25/874-32	292
25/583-1	197	25/740-19	268	25/841-19	287	25/860-318	288	25/876-1	291
25/584-1	197	25/740-20	268	25/841-20	287	25/860-319	288	25/876-2	291
25/585-6	253	25/740-32	268	25/841-21	287	25/860-320	288	25/876-3	291
25/585-7	253	25/740-48	268	25/841-22	287	25/860-321	288	25/876-24	292
25/585-40	205	25/740-52	268	25/841-23	287	25/860-322	288	25/876-25	292
25/585-47	253	25/740-54	268	25/841-24	287	25/860-323	288	25/908-6	261
25/585-50	253	25/740-56	268	25/844-36LH	286	25/860-324	288	25/909-6	261
25/585-51	253	25/743-8	268	25/844-36RH	286	25/860-325	288	25/950-10	145
25/640-15	254-256	25/743-9K	268,27	25/844-38LH	286	25/860-326	288	25/950-11	145
25/640-26	254	25/744-7	268	25/844-38RH	286	25/860-327	288	25/950-16	145
25/683-16	264	25/746-7	268	25/844-40LH	286	25/860-328	288	25/950-17	145
25/683-17	264	25/746-12	268	25/844-40RH	286	25/860-329	288	25/950-18	146
25/683-18	264	25/747-4	268	25/844-41LH	286	25/860-330	288	25/950-20	145
25/683-23	264	25/748-2	268	25/844-41RH	286	25/860-331	288	25/950-33	145
25/683-24	264	25/755-20	269	25/844-43LH	286	25/860-353	288	25/950-34	146
25/683-25	264	25/758-7	270	25/844-43RH	286	25/860-383	288	25/950-35	146
25/683-26	264	25/759-20	269	25/844-44LH	286	25/860-423	288	25/950-53	145
25/686-16	264	25/759-21	269	25/844-44RH	286	25/860-453	288	25/950-54	145
25/686-17	264	25/759-22	269	25/844-45LH	286	25/860-523	288	25/950-59	145
25/686-18	264	25/760-25	269	25/844-45RH	286	25/860-624	288	25/950-87	145
25/686-19	264	25/760-26	269	25/850-8	298	25/860-724	288	25/950-88	146
25/686-20	264	25/760-27	269	25/850-9	300	25/860-824	288	25/951-16	145
25/686-21	264	25/760-28	269	25/850-10	300	25/863-15	286	25/951-17	145
25/686-22	264	25/760-31K	270	25/850-11	300	25/863-16	286	25/951-18	145
25/686-23	264	25/760-31KE	270	25/850-12	300	25/870-9	290	25/951-33	145
25/686-25	264	25/760-32	269	25/851-13	299,3	25/870-10	290,291	25/951-34	146
25/686-27	264	25/760-33	270	25/851-14	299	25/870-11	290,291	25/951-59	145
25/687-16	264	25/760-64	270	25/851-15	298	25/870-13	290	25/953-18	146
25/687-17	264	25/760-65	270	25/851-16	298	25/870-14	290	25/953-19	146
25/687-18	264	25/760-66	270	25/851-17	298	25/870-15	290,291	25/953-20	146
25/687-19	264	25/760-67	270	25/851-18	298	25/870-31	291	25/953-21	146
25/687-20	264	25/760-68	270	25/851-19	298	25/870-32	292	25/954-17	146
25/687-21	264	25/760-81	270	25/851-20	298	25/870-33	292	25/954-19	146
25/687-22	264	25/760-82	270	25/851-21	298	25/870-34	292	25/954-20	146
25/687-23	264	25/760-83	270	25/851-22	299	25/870-35	291	25/958-1	147
25/687-25	264	25/760-84	270	25/851-23	300	25/870-36	291	25/958-2	147
25/687-27	264	25/760-93	270	25/851-24	300	25/870-57	292	25/958-27	147
25/700-40	266	25/760-94	270	25/852-2	298	25/870-60	292	25/958-44	148
25/700-41	266	25/760-95	269	25/852-3	299	25/870-107	290	25/958-49	147
25/700-48	266	25/761-20	269	25/852-4	299,3	25/870-108	292	25/958-50	147
25/700-48S	266	25/761-21	269	25/852-5	300	25/870-109	292	25/958-51	148
25/700-66	266	25/761-22	269	25/853-10	299	25/870-110	292	25/958-52	148
25/700-70	267	25/761-23	269	25/853-11	299	25/870-111	292	25/958-53	148
25/700-71	267	25/762-20	269	25/853-12	299	25/870-112	292	25/958-56	147
25/700-72	267	25/762-21	269	25/853-13	299	25/870-113	292	25/958-57	148

Les références des pièces sont indicatives.  
Nos pièces ne sont pas d'origine

Part numbers are quoted for reference purposes only.  
Our parts and accessories are not original.



INDEX DES REFERENCES  
REFERENCE INDEX

Réf. Ref.	Page Page	Réf. Ref.	Page Page	Réf. Ref.	Page Page	Réf. Ref.	Page Page	Réf. Ref.	Page Page
25/958-58	148	25/1912-33	157	25/1988-1	305	25/4039-13	310	25/6306-3	46
25/958-59	148	25/1912-84	157	25/1988-9	305	25/4039-25T	321	25/6400-9	202
25/959-2	147	25/1912-85	157	25/2310-18LH	245	25/4039-30	314,318	25/6400-10	202
25/959-3	147	25/1912-88	158	25/2310-24LH	245	25/4039-31	314	25/6400-17	202
25/961-2	149	25/1912-163	157	25/2830-150	191	25/4039-31	318	25/6400-18	202
25/961-3	149	25/1912-164	157	25/4000-35	306	25/4039-40	315,319,320	25/6400-19	202
25/961-14	149	25/1912-165	157	25/4000-36	308	25/4039-42T	316,317	25/6400-20	202
25/961-22	149	25/1912-166	156	25/4000-45	309	25/4039-43T	313	25/6400-21	207
25/961-23	149	25/1912-167	156	25/4000-48	310	25/4040-3	307	25/6400-22	210
25/962-14	141	25/1912-171	157	25/4000-54	311,312	25/4041-5	307	25/6400-23	215
25/962-15	141	25/1912-172	157	25/4000-80	315	25/4043-14	312	25/6400-26	218
25/962-16	141	25/1912-173	157	25/4000-86	319,32	25/4043-17T	317	25/6400-27	218
25/962-17	142	25/1912-174	157	25/4001-14	314,318	25/4043-18T	314,318	25/6400-50	210
25/962-18	142	25/1912-189	156	25/4001-17	316	25/4043-19T	313	25/6400-51	210
25/962-19	142	25/1912-190	158	25/4001-19	314,318	25/4043-42T	316	25/6400-72	207
25/962-20	142	25/1912-205	157	25/4001-20	314	25/4045-14	312	25/6401-9	213
25/962-21	143	25/1912-206	157	25/4001-21	313	25/4045-17T	317	25/6401-10	213
25/962-22	142	25/1913-2	158	25/4001-30	321	25/4045-18T	314,318	25/6401-11	213
25/962-23	143	25/1913-3	157	25/4002-2	307	25/4045-19T	313	25/6401-12	213
25/962-24	143	25/1913-4	157	25/4004-1	310	25/4045-42T	316	25/6401-14	220
25/962-25	142	25/1913-20	156	25/4004-17T	316	25/4046-59	315,32	25/6401-15	236
25/962-26	142	25/1913-21	156	25/4004-18T	318	25/4047-12	306	25/6401-17	204
25/962-27	142	25/1913-27	156	25/4004-19T	313	25/4047-13	306	25/6401-18	204
25/962-28	142	25/1913-28	156	25/4004-20T	321	25/4047-28	310	25/6401-19	204
25/962-29	143	25/1913-29	156	25/4004-3	310	25/4047-34	311	25/6401-20	204
25/962-30	142	25/1913-30	156	25/4004-5	315	25/4047-35	311	25/6401-21	220
25/962-31	143	25/1913-31	156	25/4011-8	311	25/4047-59	315,32	25/6401-22	236
25/962-32	142	25/1913-32	157	25/4011-9	311	25/4047-65	319	25/6401-23	236
25/962-33	142	25/1913-33	157	25/4011-10	315	25/4047-66	319	25/6402-14	212
25/962-34	143	25/1913-162	157	25/4011-11	315	25/4071-30	314,318	25/6402-15	212
25/962-35	143	25/1913-163	157	25/4011-13	319	25/4071-36T	313	25/6402-16	212
25/962-36	143	25/1913-164	157	25/4011-14	319	25/4071-40T	321	25/6402-17	219
25/962-46	143	25/1913-168	157	25/4012-24	306	25/4072-22	307	25/6402-19	219
25/962-47	143	25/1913-169	157	25/4012-29	309	25/4072-24	308	25/6402-20	219
25/962-48	141	25/1913-190	158	25/4012-32	310	25/4072-25	305	25/6402-21	219
25/962-49	141	25/1913-205	157	25/4012-61	308	25/4072-30	306	25/6402-22	212
25/962-50	141	25/1914-5	158	25/4012-62	308	25/4072-31A	319	25/6402-23	212
25/962-51	143	25/1918-3	154	25/4015-2	307	25/4072-32	309	25/6402-24	212
25/962-52	143	25/1918-7	154	25/4015-8	312	25/4072-33	308	25/6402-25	219
25/965-16	144	25/1918-8	154	25/4015-17T	316	25/4072-36	310	25/6402-27	219
25/965-22	144	25/1918-9	154	25/4015-20T	314,318	25/4072-40	311	25/6402-28	219
25/965-23	144	25/1918-10	154	25/4015-21T	313	25/4072-41	311	25/6402-29	219
25/965-25	144	25/1918-11	154	25/4015-24T	321	25/4072-63	312	25/6402-30	225
25/965-29	144	25/1918-38	154	25/4015-25T	321	25/4072-88T	316	25/6402-31	225
25/965-30	144	25/1918-39	154	25/4015-26T	315	25/4072-90T	313	25/6402-32	202
25/965-31	144	25/1918-44	155	25/4016-2	307	25/4072-91T	313	25/6402-33	202
25/965-32	144	25/1918-45	155	25/4016-8	312	25/4072-104T	315,32	25/6402-34	202
25/965-33	144	25/1918-46	154	25/4016-17T	316	25/4073-12	306	25/6402-35	202
25/967-104	151	25/1918-100	154	25/4016-20T	314,318	25/4073-13	306	25/6403-7	212,239
25/967-105	151	25/1918-101	154	25/4016-21T	313	25/4073-14	308	25/6403-13	225
25/967-106	151	25/1918-102	155	25/4016-24T	321	25/4073-15	308	25/6403-13	239
25/967-107	151	25/1918-103	155	25/4016-25T	321	25/4073-21	309	25/6403-14	202,239
25/967-108	151	25/1918-104	155	25/4016-26T	315	25/4073-22	310	25/6403-16	219,239
25/1101-12K	266	25/1918-105	155	25/4020-11	306	25/4073-36	311,312	25/6403-17	219,239
25/1127-40	270	25/1918-108	155	25/4020-12	306	25/4073-38	315,319,320	25/6403-20	212,239
25/1884-26	150	25/1918-109	155	25/4020-21	308	25/4073-88T	316	25/6403-47	219,239
25/1884-27	150	25/1918-189	158	25/4021-22	309	25/4073-89T	317	25/6403-62	225,239
25/1884-70	150	25/1918-190	158	25/4022-22	309	25/4073-93	308	25/6403-95	202,239
25/1884-72	150	25/1919-3	154	25/4025-4	311	25/4073-94T	313	25/6403-96	202,239
25/1884-73	150	25/1919-7	154	25/4026-2	308	25/4073-95T	313	25/6403-101	219,239
25/1884-76	150	25/1919-8	154	25/4027-2	308	25/4074-3	307	25/6403-102	237,239
25/1884-87	150	25/1919-9	154	25/4029-4	311	25/4075-3	307	25/6403-103	237,239
25/1884-88	150	25/1919-10	154	25/4030-14	312	25/4085-1	308,309	25/6403-104	225,239
25/1884-90	150	25/1919-11	154	25/4031-14	312	25/4086-1	308,309	25/6403-109	237,239
25/1884-91	150	25/1919-33	154	25/4032-14	312	25/4114-10	99	25/6403-121	202,239
25/1902-1	155	25/1919-34	154	25/4033-14	312	25/4114-13	301	25/6403-122	239
25/1902-2	155	25/1919-96	154,155,158	25/4034-1	307	25/4114-15	301	25/6403-124	212,239
25/1903-1	155	25/1919-97	155	25/4035-1	307	25/4114-16	301	25/6404-10	202
25/1912-3	158	25/1919-99	155	25/4036-1	307	25/4114-17	301	25/6404-11	202
25/1912-4	158	25/1920-2	160	25/4037-1	307	25/4114-22	301	25/6404-12	202
25/1912-24	156	25/1920-6	160	25/4038-7	311	25/4114-24	301	25/6404-13	212
25/1912-25	156	25/1931-52	159	25/4038-8	311	25/4114-25	301	25/6404-14	212,219
25/1912-26	156	25/1931-78	159	25/4038-13	310	25/4114-26	301	25/6405-8	202
25/1912-27	156	25/1934-2	154,156	25/4038-25T	321	25/4176-73	300	25/6405-9	202
25/1912-28	156	25/1955-885	153	25/4038-40	315,319,320	25/6002-183	86,88	25/6405-11	212
25/1912-29	156	25/1970-3	151	25/4038-42T	316,317	25/6050-1	92	25/6405-12	212
25/1912-30	156	25/1970-4	151	25/4038-43T	313	25/6050-2	92	25/6405-13	212
25/1912-31	156	25/1971-3	151	25/4039-7	311	25/6302-42	43	25/6405-14	212
25/1912-32	157	25/1971-4	151	25/4039-8	311	25/6302-43	43	25/6405-15	212

Les références des pièces sont indicatives.  
Nos pièces ne sont pas d'origine

Part numbers are quoted for reference purposes only.  
Our parts and accessories are not original.



INDEX DES REFERENCES  
REFERENCE INDEX

Réf. Ref.	Page Page	Réf. Ref.	Page Page	Réf. Ref.	Page Page	Réf. Ref.	Page Page	Réf. Ref.	Page Page
25/6405-16	212	25/6408-88	230	25/6425-12	232,233	25/6434-23	204	25/6450-71	233
25/6405-17	212	25/6408-89	230	25/6425-27	233	25/6434-24	220	25/6450-72	233
25/6405-18	212	25/6409-9	198	25/6425-42	231	25/6435-1	213	25/6450-73	233
25/6405-19	212	25/6409-10	198	25/6425-43	231	25/6435-2	213	25/6450-74	201
25/6405-20	212	25/6409-11	218	25/6425-51	223	25/6435-3	213	25/6451-1	201,211
25/6405-21	219	25/6410-21	210	25/6425-52	223	25/6435-4	220	25/6451-5	218
25/6405-22	219	25/6410-22	210,217	25/6425-53	231-233	25/6435-5	220	25/6451-14	211
25/6405-25	219	25/6410-23	217	25/6425-54	232,233	25/6436-1	210,217	25/6451-23	201
25/6405-26	219	25/6410-24	217	25/6425-55	231	25/6436-2	217	25/6451-24	201
25/6405-27	219	25/6410-25	210	25/6425-56	231-233	25/6436-3	234,235	25/6451-25	232
25/6405-28	219	25/6410-26	210	25/6425-57	231-233	25/6436-4	201	25/6451-26	231-233
25/6405-29	219	25/6410-27	210	25/6425-58	232	25/6436-5	201	25/6451-26	233
25/6405-30	219	25/6410-30	210	25/6425-59	232	25/6436-6	210	25/6451-34	231-233
25/6405-33	212	25/6410-31	210	25/6429-1	238	25/6436-7	217	25/6451-35	231-233
25/6405-34	212	25/6410-32	228-230	25/6430-4	203	25/6436-9	234,235	25/6451-36	231-233
25/6405-35	212	25/6410-41	201,228-230	25/6430-10	203	25/6436-10	235	25/6451-84	231
25/6405-36	212	25/6410-42	201	25/6430-11	213	25/6436-11	234,235	25/6451-85	232
25/6405-37	212	25/6410-44	228,23	25/6430-12	213	25/6436-12	234	25/6451-86	232
25/6405-38	219	25/6410-45	229	25/6430-13	213	25/6436-13	234	25/6451-87	232,233
25/6405-39	219	25/6410-46	229	25/6430-14	213	25/6437-1	204	25/6451-88	233
25/6405-40	219	25/6410-48	217	25/6430-15	220	25/6437-2	204	25/6451-89	233
25/6405-63	202	25/6410-49	228,229	25/6430-16	220	25/6437-3	204	25/6452-5	211
25/6405-64	202	25/6410-50	228,229	25/6430-17	220	25/6437-4	204	25/6452-6	218
25/6405-66	202	25/6410-51	230	25/6430-18	234,235	25/6437-5	204	25/6452-23	201
25/6405-67	202	25/6410-52	230	25/6430-23	203	25/6437-6	204	25/6452-24	201
25/6405-68	212	25/6410-53	230	25/6430-24	203	25/6437-7	204	25/6452-61	233
25/6405-69	212	25/6411-2	198	25/6430-25	234,235	25/6437-8	204	25/6452-62	233
25/6406-8	204	25/6411-3	198	25/6430-26	235	25/6437-9	204	25/6452-63	201
25/6406-9	204	25/6411-4	198	25/6430-27	235	25/6438-1	204	25/6453-1	211
25/6406-10	213	25/6411-5	198	25/6430-28	234,235	25/6438-2	204	25/6453-2	211
25/6406-11	213	25/6411-6	198	25/6430-29	234	25/6438-3	204	25/6453-3	211
25/6406-12	213	25/6411-7	198	25/6430-30	234,235	25/6438-4	204	25/6453-4	211
25/6406-13	213	25/6411-8	198	25/6430-31	234	25/6438-5	213,22	25/6453-5	211
25/6406-14	220	25/6411-9	198	25/6430-32	234	25/6438-6	213,22	25/6453-6	211
25/6406-15	220	25/6411-10	198	25/6430-33	235	25/6438-7	220	25/6453-7	211
25/6406-16	220	25/6411-11	198	25/6430-34	235	25/6438-8	220	25/6453-8	211
25/6406-20	236	25/6411-12	198	25/6431-8	203	25/6438-9	220	25/6453-9	211
25/6406-26	204	25/6411-13	198	25/6431-9	213	25/6438-16	236	25/6453-10	211
25/6406-27	204	25/6411-14	198	25/6431-10	213	25/6438-17	236	25/6453-11	211
25/6407-8	210	25/6411-15	198	25/6431-11	213	25/6438-18	236	25/6453-12	211
25/6407-10	218	25/6411-16	198	25/6431-12	213	25/6438-19	236	25/6453-13	211
25/6407-13	218	25/6411-17	198	25/6431-13	220	25/6439-1	204	25/6453-14	211
25/6407-16	218	25/6411-18	198	25/6431-14	220	25/6445-1	203	25/6453-15	218
25/6407-20	210	25/6411-19	198	25/6431-15	220	25/6445-2	213	25/6453-16	218
25/6407-37	228-230	25/6411-20	198	25/6431-16	234,235	25/6445-3	220	25/6453-17	218
25/6407-38	228,229	25/6411-21	198	25/6431-21	203	25/6445-4	220	25/6453-18	218
25/6407-39	222-224	25/6411-22	198	25/6431-22	203	25/6446-1	203	25/6453-19	218
25/6407-40	222-224	25/6411-23	198	25/6431-23	234,235	25/6446-2	213	25/6453-20	218
25/6407-47	222,223	25/6411-24	198	25/6431-24	235	25/6446-3	213	25/6453-21	218
25/6407-48	230	25/6412-11	198	25/6431-25	235	25/6446-4	213	25/6453-22	218
25/6407-98	198,202	25/6413-6	228-230	25/6431-26	235	25/6447-3	238	25/6453-23	218
25/6407-99	198,202	25/6413-7	229,23	25/6431-27	234	25/6447-6	238	25/6453-24	218
25/6407-100	223	25/6413-8	228,23	25/6431-28	234,235	25/6447-7	238	25/6453-25	218
25/6407-101	228	25/6413-9	229	25/6431-29	234	25/6447-9	238	25/6453-26	218
25/6407-102	229,23	25/6413-10	229	25/6431-30	234	25/6447-10	238	25/6453-27	218
25/6407-103	230	25/6415-1	210	25/6431-31	234	25/6447-11	238	25/6453-28	231
25/6407-104	229,23	25/6415-2	210	25/6431-32	235	25/6447-12	238	25/6453-29	231
25/6407-105	228	25/6415-3	210	25/6433-6	213	25/6447-13	238	25/6453-30	231
25/6407-106	228	25/6415-4	210	25/6433-7	213	25/6447-14	238	25/6453-98	201
25/6407-107	229	25/6415-5	217	25/6433-8	213	25/6448-1	238	25/6453-99	201
25/6407-108	229	25/6415-6	217	25/6433-9	213,22	25/6450-12	211	25/6453-100	201
25/6407-109	229,23	25/6415-7	201	25/6433-10	220	25/6450-13	211	25/6453-101	201
25/6407-113	224	25/6415-8	201	25/6433-11	234,235	25/6450-14	218	25/6453-102	201
25/6407-114	224	25/6417-2	210	25/6433-12	203	25/6450-18	231	25/6453-103	201
25/6408-19	201	25/6417-3	210	25/6433-13	234,235	25/6450-19	231	25/6453-104	201
25/6408-25	210	25/6417-4	217	25/6433-14	235	25/6450-31	201	25/6453-105	201
25/6408-26	210	25/6417-9	201	25/6433-15	235	25/6450-32	233	25/6453-110	201
25/6408-27	217	25/6417-10	201	25/6433-16	234,235	25/6450-33	232,233	25/6453-111	201
25/6408-28	217	25/6418-8	238	25/6433-17	234	25/6450-34	232	25/6453-112	201
25/6408-29	228	25/6418-10	238	25/6433-18	234	25/6450-49	232,233	25/6453-113	201
25/6408-49	228-230	25/6425-1	201,211	25/6433-19	234	25/6450-62	201,231	25/6453-114	201
25/6408-51	228,229	25/6425-2	218	25/6433-20	235	25/6450-63	231-233	25/6453-116	201
25/6408-78	201	25/6425-3	211	25/6434-14	213	25/6450-64	231,233	25/6453-117	201
25/6408-79	217	25/6425-4	218	25/6434-15	213	25/6450-65	231	25/6453-118	231
25/6408-81	229,23	25/6425-7	201	25/6434-16	213	25/6450-66	231-233	25/6453-119	231
25/6408-82	229	25/6425-8	201	25/6434-17	220	25/6450-67	231,233	25/6453-120	231
25/6408-83	229	25/6425-9	201	25/6434-18	204,22	25/6450-68	232	25/6453-121	232
25/6408-86	228,229	25/6425-10	201	25/6434-19	236	25/6450-69	232	25/6453-122	232
25/6408-87	230	25/6425-11	201	25/6434-22	204	25/6450-70	232,233	25/6453-126	232,233

Les références des pièces sont indicatives.  
Nos pièces ne sont pas d'origine

Part numbers are quoted for reference purposes only.  
Our parts and accessories are not original.





INDEX DES REFERENCES  
REFERENCE INDEX

Réf. Ref.	Page Page	Réf. Ref.	Page Page	Réf. Ref.	Page Page	Réf. Ref.	Page Page	Réf. Ref.	Page Page
25/6453-127	232,233	25/6580-1	205		125,126,128	60/161-169	122,128	60/641-16	131,133,134
25/6453-129	233	25/6581-1	205	60/97-11	107,111-116,128	60/161-172	121,128	60/641-19	132-134
25/6453-130	233	25/6582-1	205	60/97-12	105,106,111,112,	60/161-204	118,128	60/641-28	132,134
25/6453-133	233	25/6583-1	205		114-119,128	60/161-205	118,124,128	60/641-29	131,133,134
25/6453-136	233	25/6584-1	205	60/97-15	123,127,128	60/161-210	121,128	60/4200-2	135
25/6453-137	233	25/6584-2	205	60/97-27	108,120,121,	60/161-211	121,128	60/4200-13	135
25/6455-1	198	25/6585-1	205		122,128	60/161-212	123,128	60/4200-17	135
25/6455-2	198	25/6586-1	205	60/97-33	121,122,128	60/161-213	120,121,128	60/4200-26	135
25/6455-3	198	25/6587-1	205	60/97-36	118,124,128	60/161-214	122,128	60/4200-27	135
25/6456-1	198,206,214	25/6588-1	205	60/97-37	105,106,109,110,112,	60/161-215	120,128	60/4200-43	135
25/6456-2	206	25/6589-1	205		115,118,119,128	60/161-216	120,126-128	60/4200-44	135
25/6456-3	206	25/6589-2	205	60/97-38	120,122,124,128	60/161-217	127,128	60/4200-46	135
25/6456-4	214	25/6590-1	205	60/97-47	119,120,126,128	60/161-218	122,128	60/4200-47	135
25/6457-1	198,206	25/6591-1	205	60/97-51	117,119,123,	60/161-221	128	60/4200-48	135
25/6457-2	206,213,214,220	25/6592-1	205		126-128	60/161-226	123,124,128	60/4200-49	135
25/6457-3	206,22	25/6677-8	263	60/97-53	119,128	60/162-16	105-115,118,128	60/4200-269	135
25/6457-4	206,213	25/6678-7	262	60/97-56	121,128	60/162-17	109-115,118,	60/4200-270	135
25/6457-5	214	25/6678-8	263	60/97-60	115-118,125,		119,128	60/4200-275	135
25/6458-1	198	25/6678-13	262		126,128	60/162-18	107-109,111,113,	61/830-845	289
25/6458-2	206	25/6678-14	262	60/97-74	119,120,123,		114,116,120,128	61/830-891	289
25/6459-1	198	25/6679-4	262		124,126-128	60/162-19	111,113,115,	61/830-981	289
25/6459-2	198	25/6679-5	262	60/97-86	120,121,128		116,121,128	62/910-1	280
25/6459-3	198	25/6679-6	263	60/97-94	121,128	60/162-20	115-117,121,128	62/911-2	285
25/6461-1	198,206,225	25/6679-7	263	60/97-95	122-124,128	60/162-25	119,128	62/913-2	285
25/6461-2	214	25/6679-11	262	60/97-96	128	60/162-28	117-119,128	62/913-5	285
25/6462-8	202	25/6679-19	262	60/111-3	105-118,120,121,	60/162-31	116,117,121,128	62/914-1	285
25/6462-9	210	25/6679-20	262		124,125,128	60/162-38	118,128	62/915-1	285
25/6462-10	210	25/6679-22	262	60/111-4	121,122,128	60/162-53	125,127,128	62/919-1	280
25/6462-11	218	25/6679-23	262	60/111-5	105-118,120,121,	60/162-65	118,119,128	62/919-3	281-284
25/6462-12	218	25/6680-16	262		124,125,128	60/162-79	119,120,126,128	62/919-13	280,285
25/6462-35	222-224	25/6680-17	262	60/111-16	105-121,126,128	60/162-92	121-123,128	62/919-15	285
25/6462-37	228-230	25/6681-3	262	60/111-25	120,122,124,128	60/162-102	122,128	62/919-17	280,282,283
25/6462-38	228,229	25/6681-4	263	60/111-32	105,128	60/162-115	123,128	62/919-20	280
25/6462-39	222-224	25/6682-3	262	60/111-44	117,119,120,	60/162-143	120,122,124,128	62/919-21	281
25/6462-47	198	25/6682-4	262		123,128	60/162-162	122,128	62/919-80	285
25/6462-48	202	25/6682-5	263	60/111-45	116-118,125,	60/162-164	123,124,128	62/919-81	285
25/6462-49	198	25/6682-9	263		126,128	60/162-167	124,128	62/920-4	280
25/6462-50	222,224	25/6682-19	262	60/111-49	115-118,120,	60/162-172	121,128	62/920-10	280,282
25/6462-51	223	25/6682-20	262		123,125-128	60/162-204	118,128	62/920-23	280
25/6462-52	229,23	25/6683-17	262	60/111-56	117,119,120,	60/162-205	118,124,128	62/920-25	283
25/6462-53	228	25/6683-18	262		123,126-128	60/162-210	121,128	62/920-30	281
25/6462-54	229	25/6685-5	262	60/111-63	121-123,128	60/162-211	121,128	62/920-34	281,283
25/6462-55	230	25/6685-6	262	60/111-70	119,123,128	60/162-212	123,128	62/920-38	280
25/6463-1	198	25/6686-1	262,263	60/111-91	123,128	60/162-213	120,121,128	62/920-62	281
25/6463-2	198	25/7101-4	95	60/111-92	123,128	60/162-214	122,128	62/920-64	281
25/6463-3	198	25/7101-5	95	60/111-100	126-128	60/162-215	120,128	62/920-65	281
25/6464-1	198	25/7600-8	260	60/111-102	122,128	60/162-216	120,126-128	62/920-68	283
25/6467-1	202	25/7600-11	260	60/111-103	123,124,128	60/162-217	127,128	62/920-72	282
25/6467-2	202	25/7600-13	261	60/111-104	124,128	60/162-221	128	62/920-84	280
25/6467-3	202	25/7600-21	260	60/111-105	124,128	60/240-35	130,131,134	62/920-101	283,284
25/6490-1K	237	25/7600-26	261	60/111-106	121,122,128	60/240-42	129-131	62/920-102	281,283
25/6490-2	237	25/7608-11	260	60/111-107	122,128	60/240-43	129-131,134	62/920-111	282
25/6490-3	237	25/7608-12	260	60/111-111	124	60/240-44	129,130,134	62/920-115	284
25/6491-6	237	25/7611-1	261	60/156-3	125	60/240-46	129-131,134	62/920-121	283
25/6491-7	237	25/7700-1	186	60/161-15	105,106,108,110,	60/240-52	132,134	62/920-122	284
25/6491-8	237	25/7700-5	186		111,113,128	60/240-63	132,134	62/920-166	282
25/6491-9	237	25/7701-1	186	60/161-16	105-115,118,128	60/240-68	131,133,134	62/920-167	282
25/6491-10	237	25/7701-2	186	60/161-17	109-115,118,	60/240-70	131,133,134	62/920-171	284
25/6491-11	237	25/7702-1	186		119,128	60/240-72	133,134	62/920-172	284
25/6491-12	237	25/7702-2	186	60/161-18	107-109,111,113,	60/240-86	129-132,134	62/920-173	284
25/6500-18	258	25/8104-29	265		114,116,120,128	60/240-94	131,134	62/923-1	285
25/6500-19	258	25/8104-30	265	60/161-19	111,113,115,	60/240-95	131,133,134	62/923-5	285
25/6500-20	258	25/8104-31	265		116,121,128	60/240-100	132,134	62/930-5	272
25/6500-21	258	25/8104-32	265	60/161-28	117-119,128	60/240-109	132,134	62/930-7	272
25/6500-22	258	25/8104-33	265	60/161-31	116,117,121,128	60/240-112	131,133,134	62/930-13	272,274
25/6500-23	258	25/8104-34	265	60/161-35	115-117,121,128	60/240-113	129,130,134	62/930-21	272
25/6500-24	258	25/8104-35	265	60/161-38	118,128	60/240-114	133,134	62/930-22	273
25/6500-25	258	25/8104-36	265	60/161-48	120,128	60/240-115	133,134	62/930-24	275,277
25/6500-26	258	25/8104-37	265	60/161-53	125,127,128	60/240-116	132,134	62/930-32	275,276
25/6500-27	258	25/8104-38	265	60/161-60	119,128	60/240-117	133,134	62/930-43	276
25/6500-28	258	25/8104-40	265	60/161-65	118,119,128	60/240-119	133,134	62/930-52	274
25/6500-102	258	25/8104-41	265	60/161-79	119,120,126,128	60/240-121	133,134	62/930-54	273
25/6500-103	258	25/8163-1	266	60/161-92	121-123,127,128	60/240-123	133,134	62/930-55	272
25/6500-104	258	25/8166-3	269	60/161-103	122,128	60/240-124	131,133,134	62/930-77	275,277
25/6500-105	258	60/96-1	105-107,128	60/161-115	123,128	60/240-126	132,134	62/930-80	276
25/6500-106M	258	60/97-3	121-123,128	60/161-143	120,122,124,128	60/240-127	132,134	62/930-81	275
25/6500-106T	258	60/97-4	106-109,111,	60/161-162	122,128	60/240-128	132,134	62/930-82	276
25/6500-107	258		112,114,128	60/161-164	123,128	60/574-7	131,134	62/930-88	275,277
25/6502-14	253	60/97-9	105-115,118,119,	60/161-167	124,128	60/641-12	132,134	62/930-91	275,277

Les références des pièces sont indicatives.  
Nos pièces ne sont pas d'origine

Part numbers are quoted for reference purposes only.  
Our parts and accessories are not original.



INDEX DES REFERENCES  
REFERENCE INDEX

Réf. Ref.	Page Page	Réf. Ref.	Page Page	Réf. Ref.	Page Page	Réf. Ref.	Page Page	Réf. Ref.	Page Page
62/930-92	273	63/1980-4	294	69/905-1	261	70/2935-65	104	72/6428-8KT	213,221
62/930-94	273	63/1980-5	294	69/905-5	261	70/2935-67	104	72/6428-9KT	213,221
62/930-124	273	63/1980-42	294	69/906-1	261	70/2935-70	104	72/6428-10KT	220,221
62/930-140	272,274	63/1980-45	294	69/906-5	261	70/2935-73	104	72/6428-11KT	220,221
62/930-167	273	63/1980-63	294	69/7600-5	260	70/2935-75	104	72/6428-12KT	220,221
62/930-173	277	63/1980-64	294	69/7600-6	260	70/2935-79	104	78/9604-101	62
62/930-175	274	63/1980-65	294	69/7600-7	260	70/2935-83	104	78/9604-102	62
62/930-181	275	63/1980-66	294	69/7600-15	260	70/2935-90	104	78/9604-103	62
62/930-183	274	64/3102-279	293	69/7608-1	260	70/2935-95	104	78/9604-110	62
62/930-184	276	64/3102-280	293	69/7608-2	260	70/2935-102	104	78/9604-113	62
62/930-191	277	64/3102-281	293	69/7608-4	260	70/2935-106	104	78/9604-121	62
62/930-200	276	64/3102-324	293	69/7609-1	260	70/2935-110	104	78/9604-130	63
62/930-201	273,274	64/3102-325	293	69/7609-7	260	70/2935-115	104	78/9604-139	63
62/930-202	274	64/3102-326	293	69/7610-1	260	70/2935-120	104	78/9604-140	63
62/930-203	277	64/3102-327	293	69/7612-3	260	70/2935-127	104	78/9604-143	63
62/930-206	272	64/3102-328	293	69/7615-15	260	70/2940-012	89	78/9604-150	63
62/930-207	273	64/3102-329	293	69/7615-16	260	70/2940-022	89	78/9604-221	63
62/930-208	275,276	64/3102-330	293	69/7615-17	260	70/2940-025	89	82/9202-101	302
62/930-209	276	64/3102-331	293	69/7615-21	260	70/2940-030	89	82/9202-102	302
62/930-232	272	64/3102-332	293	69/7615-22	260	70/2940-035	89	82/9202-103	302
62/931-3	278	64/3102-333	293	70/155-16	89	70/2940-040	89	82/9202-104	302
62/931-5	278	64/3102-334	293	70/155-18	89	70/2940-050	89	82/9202-105	302
62/931-8	278	64/3102-335	293	70/155-19	89	70/2940-055	89	82/9202-174	302
62/931-10	278	64/3102-336	293	70/155-20	89	70/2940-060	89	82/9202-200	302
62/931-12	279	64/3102-337	293	70/155-22	89	70/2940-070	89	82/9202-400	303
62/931-17	279	64/3102-338	293	70/155-25	89	70/2940-080	89	82/9202-401	303
62/932-3	278	64/3102-339	293	70/155-28	89	70/2940-090	89	82/9202-402	303
62/932-4	278	64/3102-340	293	70/155-30	89	70/2940-100	89	82/9202-403	303
62/932-7	278	64/3102-341	293	70/155-32	89	70/2940-120	89	82/9202-404	303
62/933-2	278	64/3104-20	293	70/155-35	89	70/2940-140	89	82/9202-405	303
62/933-3	278	64/3104-21	293	70/155-38	89	70/2940-160	89	82/9202-406	303
62/933-8	279	64/3104-22	293	70/155-40	89	70/4110-9	305	82/9202-459	303
62/933-17	279	64/3104-66	293	70/155-45	89	70/4110-10	305	82/9202-500	304
62/933-18	279	64/3104-67	293	70/155-50	89	70/4110-11	305	82/9202-501	304
62/934-1	278	64/3104-68	293	70/165-400X	104	70/4110-12	305	82/9202-502	304
62/939-5	278	64/3104-69	293	70/165-401X	104	70/4110-13	305	82/9202-600	304
62/939-8	278	64/3104-131	293	70/457-2	195	70/4111-4	305		
62/939-13	278	64/3104-132	293	70/457-5	195	70/4112-2	305		
62/939-16	278	64/3104-133	293	70/1987-9	295	70/4112-3	305		
62/939-28	279	68/715-6	271	70/1987-18	295	70/4112-4	305		
62/939-29	279	68/715-7	271	70/1987-20	295	70/4112-5	305		
62/939-30	279	68/715-8	271	70/1987-22	295	70/4170-18	296		
62/939-32	279	69/565-4	254	70/1987-25	295	70/4170-19	296,297		
62/939-35	279	69/565-8	254	70/1987-39	295	70/4170-20	296,297		
62/940-4	278	69/565-19	254	70/1987-46	295	70/4170-25	297		
62/940-5	278	69/565-21	254	70/1987-51	295	70/4170-26	296		
62/940-7	278	69/565-22	254	70/1987-52	295	70/4170-27	296		
62/940-11	278	69/565-23	254	70/1987-53	295	70/4170-28	296		
62/940-13	278	69/565-24	254	70/1987-54	295	70/4170-29	296		
62/940-18	279	69/565-25	254	70/1987-55	295	70/4170-30	296		
62/940-19	279	69/565-27	255	70/1987-56	295	70/4170-31	296		
62/940-27	279	69/565-28	255	70/1987-57	295	70/4170-32	296		
62/940-28	279	69/565-29	255	70/1987-58	295	70/4170-33	296		
62/940-29	279	69/565-36	256	70/1987-59	295	70/4170-91	296,297		
63/974-1	74	69/565-36	255	70/1987-69	295	70/4170-92	297		
63/1931-2	159	69/565-65	256,257	70/2930-35	104	70/4170-93	297		
63/1931-3	159	69/565-78	257	70/2930-38	104	70/4170-94	297		
63/1931-4	159	69/565-81	257	70/2930-45	104	70/4170-95	297		
63/1931-5	160	69/565-92	256	70/2930-51	104	70/4170-96	297		
63/1931-9	160	69/565-93	257	70/2930-57	104	70/4170-139	296		
63/1931-34	159	69/565-102	256	70/2930-64	104	70/4170-140	296		
63/1931-35	159	69/565-122	256	70/2930-70	104	70/4170-141	296		
63/1931-51	159	69/565-123	256	70/2930-76	104	70/4170-142	296		
63/1934-5	160	69/566-4	254	70/2930-89	104	70/4170-143	297		
63/1940-19	160	69/566-23	254	70/2930-95	104	70/4170-144	297		
63/1943-16	160	69/566-25	254	70/2930-102	104	70/4170-145	297		
63/1955-202	154	69/566-28	255	70/2930-108	104	70/4170-146	297		
63/1955-207	154,155,157	69/566-92	256	70/2930-114	104	70/4170-147	296		
63/1955-239	154,155,157,158	69/566-93	257	70/2930-127	104	70/4170-148	296		
63/1955-245	154,156-158	69/566-131	255	70/2930-152	104	70/4170-149	296		
63/1955-270	154	69/566-224	255	70/2935-40	104	70/4170-150	296		
63/1955-380	156-158	69/566-225	255	70/2935-42	104	70/4170-151	296		
63/1955-382	154-158	69/575-13	257	70/2935-45	104	70/4170-152	296		
63/1955-410	152,153	69/587-1	257	70/2935-48	104	72/6428-1KT	203,221		
63/1955-448	160	69/587-2	257	70/2935-50	104	72/6428-2KT	203,221		
63/1955-453	153,159,160	69/588-1	257	70/2935-52	104	72/6428-3KT	203,221		
63/1955-472	152,153	69/597-1	257	70/2935-54	104	72/6428-4KT	203,221		
63/1980-2	294	69/598-1	257	70/2935-58	104	72/6428-6KT	213,221		
63/1980-3	294	69/902-9	261	70/2935-60	104	72/6428-7KT	213,221		

Les références des pièces sont indicatives.  
Nos pièces ne sont pas d'origine

Part numbers are quoted for reference purposes only.  
Our parts and accessories are not original.



## FOR ALL OUR LATEST CATALOGUE UPDATES AND COMPANY INFO: [WWW.BEPCOPARTS.COM](http://WWW.BEPCOPARTS.COM)



The spare parts mentioned in this list can normally be delivered from stock. In addition, we can supply parts, which are not mentioned in this catalogue, with the shortest possible delivery time. The O.E.M. references are only for indication purposes and do not imply that the spare parts are coming from the manufacturer. This spare parts list can be modified without prior notice. All photographs, drawings, illustrations, brand names, descriptions and numbers are included for identification purposes only.



De onderdelen vermeld in deze lijst, zijn normaal uit voorraad leverbaar, behoudens uitverkocht. Ook niet-vermelde onderdelen kunnen binnen de kortste tijd uitgeleverd worden. De O.E.M. referenties dienen enkel ter indicatie en impliceren niet dat deze van de vermeldde constructeur afkomstig zijn. Deze onderdelenlijst kan zonder enige voorafgaande verwittiging aangepast worden. Alle gebruikte foto's, tekeningen, afbeeldingen, merknamen, omschrijvingen en nummers dienen alleen ter identificatie.



Les pièces de rechange, mentionnées dans cette liste, sont normalement livrables du stock. En plus, les articles non indiqués peuvent être fournis en peu de temps. Cette liste peut être modifiée sans avis préalable. Les références O.E.M. sont seulement indicatives et n'impliquent pas que les pièces de rechange viennent du constructeur. Toutes les photographies, illustrations, marques, descriptions, tous les plans et numéros servent exclusivement à une identification.



Die in dieser Liste aufgeführten Teile sind normalerweise aus dem Lager lieferbar. Wir sind zudem in der Lage nicht aufgeführte Teile innerhalb kürzester Zeit zu liefern. Die O.E.M. Referenznummern dienen zur Information und beinhalten nicht, dass diese vom genannten Hersteller kommen. Diese Bestandsliste kann ohne vorhergehende Ankündigung geändert werden. Alle verwendeten Foto's, Zeichnungen, Abbildungen, Markennamen, Beschreibungen und Nummern dienen nur zu Identifikationszwecken.



Los artículos mencionados en este catálogo se encuentran habitualmente en stock. Además, podemos suministrar en un plazo corto de tiempo otros artículos relacionados que no se encuentren expresamente mencionados en este catálogo. Las referencias O.E.M. sirven sólo como indicación y no implican que procedan del constructor. Este listado de productos puede estar sujeto a modificaciones sin aviso previo. Todas las fotos, dibujos, ilustraciones, nombres de marca, descripciones y números se han incluido simplemente con el propósito de su identificación.



I pezzi di ricambio, menzionati in questo listino, possono essere forniti con una consegna immediata a condizione che non siano esauriti. I pezzi di ricambio non menzionati possono essere forniti in poco tempo. Le referenze O.E.M. sono solamente indicative e non implicano che i pezzi di ricambio vengano da questo costruttore. Questa lista ricambi può essere aggiornata senza avvisi anticipati. Tutti i numeri, codici, nomi, foto, spaccati e disegni sono solo a titolo informativo.



Części z tego katalogu są zazwyczaj na stanie magazynowym. Również części które nie są wyszczególnione w katalogu mogą być dostarczone na zamówienie w najkrótszym możliwym terminie. Opis części O.E.M. jest używany informacyjnie i nie wskazuje na to, że dany produkt jest wyprodukowany przez podanego producenta. Zawartość katalogu może ulec zmianie bez wcześniejszego informowania o tym. Wszystkie użyte zdjęcia, rysunki, nazwy marek, opis i numery służą tylko do identyfikacji.



Запчасти из настоящего списка, как правило, имеются в запасе, если только он не распродан. Прочие, не фигурирующие в списке артикулы, могут быть поставлены в самые кратчайшие сроки. Указание оригинальных номеров производителя не предполагает обязательного оригинального происхождения самих деталей. Данный список может изменяться без предварительного уведомления. Все использованные фото, рисунки, иллюстрации, названия брендов, наименования и номера служат исключительно для цели идентификации.

© bepc 2015

Tous droits réservés. Aucune partie de ce catalogue ne peut, ni intégralement, ni partiellement être reproduite ou communiquée (copiée, sauvegardée, utilisée dans un système de sauvegarde de données, etc) sous n'importe quelle forme, soit numérique ou mécanique, sans accord préalable et explicite de la société BEPCO PARTS.

- BEPCO est un fournisseur de pièces de rechange et accessoires d'après-vente qui sont appropriés pour l'entretien et la réparation des équipements OEM. Les Références OEM et marques sont à titre purement indicatif et ne signifient pas que les accessoires et/ou pièces de rechange viennent du fabricant de l'équipement ou des pièces d'origine.
- Les produits qui ne sont pas conformes aux exigences réglementaires concernant la conformité de la CE ne sont pas mis sur le marché dans l'Espace économique européen.
- BEPCO® est une marque déposée.
- Toutes les ventes sont soumises aux termes et conditions générales de vente sur [www.bepcoparts.com](http://www.bepcoparts.com)
- Les photographies et les illustrations sont inclus à titre de référence seulement. Sous réserve d'erreur d'impression



## ■ Case IH

David Brown  
Fendt  
Fiat  
Ford  
Hürlimann  
JCB  
John Deere  
K.H.D. (Deutz)  
Kubota  
Landini  
Lamborghini  
Manitou  
Massey Ferguson  
Mc Cormick  
Merlo  
New Holland  
Renault  
Same  
Steyr  
Valmet  
Zetor

**Pièces détachées** ■  
*de A à Z*  
**toutes marques**

*moving forward in every field*

REF. 90/999-44



**HEAD OFFICE**

Rue Chaumont 4D • 4480 Hermalle-sous-Huy • Belgium  
T +32 (0)85 24 54 00 • F +32 (0)800 23 132 • info.be@bepcoparts.com • www.bepcoparts.com

Member of **TVH** 